

Smartest Pumpkin IN THE Patch

LESSON: PEEKING AT YOUR PUMPKIN

Directions: Pumpkins are not boring! Some of these questions need you to predict first, so complete those before any more exploration. Fill in the worksheet gathering the information from your pumpkin.


Peeking AT YOUR Pumpkin

Name: _____


Date: _____

My pumpkin is:


(circle one)



small



medium



large

I think my pumpkin
will have _____ seeds.



My pumpkin
had _____ seeds.

I think my
pumpkin will: sink
 float



My pumpkin:

sank
 floated



My pumpkin is:

round tall
 rough smooth
 orange yellow

I will carve
my pumpkin
like this:





My pumpkin
has _____ ribs.


Smartest Pumpkin IN THE Patch



LESSON: PEEKING AT YOUR PUMPKIN

Peeking AT YOUR Pumpkin

My pumpkin's name is: _____


<p>How much does your pumpkin weigh?</p> <p>Guess: _____</p> <p>Result: _____</p> 	<p>Does your pumpkin have a stem?</p> <p><input type="checkbox"/> yes</p> <p><input type="checkbox"/> no</p> <p>If yes, how tall is it? _____</p> 
---	---

<p>How many ribs does your pumpkin have?</p> <p>Guess: _____</p> <p>Result: _____</p> 	<p>How tall is your pumpkin?</p> <p>Guess: _____</p> <p>Result: _____</p>
--	---

 <p>How round is your pumpkin?</p> <p>Guess: _____</p> <p>Result: _____</p>	 <p>How tall is your pumpkin?</p> <p>Guess: _____</p> <p>Result: _____</p>
--	--

Write 4 adjectives to describe your pumpkin.

Now, put them into 1 or 2 sentences:

<p>Was there anything interesting about your pumpkin you have not reported?</p>	 <p>Draw a picture of your pumpkin!</p>
---	--