

Color Cues



BULLSEYE

GLASS CO.

Pink Martini



0301 PINK



1311 CRANBERRY PINK



1405 LIGHT PLUM



0305 SALMON PINK



0303 DUSTY LILAC

Color Kicker:

See the other side of this sheet for a simple way to double this color palette!


An ode to our favorite Portland band, PINK MARTINI is the hottest act in town. No surprise that all this pink is made with solid gold.

Yes, 24K gold is the metal oxide we use to create these rich colors. But lead is the other ingredient needed to bring out the color. So be sure to use a cap of clear or other non-lead glass over your pinks (0301, 0305, 1311) if you're making serving wares.

Rich and thin

We've used the thin, 1.6mm, glass for the color parts of our Kicker tile, and since "gold ruby" glasses tend to darken on firing, you'll want to stay with Thins if you're layering.

For texture and surface interest, you might include frits, stringers and confetti in your designs. See what's available in the chart below:



Single-rolled, 3mm
Double-rolled, 3mm
Thin, 1.6mm
Frit and powder
Confetti
Stringer
Rod
Irid coating

	Single-rolled, 3mm	Double-rolled, 3mm	Thin, 1.6mm	Frit and powder	Confetti	Stringer	Rod	Irid coating
0301 PINK	●	●	●	●	●	●	●	●
1311 CRANBERRY PINK	●	●	●	●	●	●	●	●
0305 SALMON PINK	●	●	●	●	●	●	●	●
0303 DUSTY LILAC	●	●	●	●	●	●	●	●
1405 LT PLUM	●	●	●	●	●	●	●	●

For detailed product listings and item numbers refer to our product catalog.

4

A color series for kiln workers




A Glassworking System

Explore these combinations side by side or in layers.
 Make overlay sample tiles to fine tune color combinations.
 Use these color studies to inspire new directions in your work.

Color Kicker:



1405 LIGHT PLUM



Sometimes the ensemble gets a little loud. That's when LIGHT PLUM comes in handy. Use this dusty shade of violet to quiet down this jazzy palette and bring out the subtle tones.

Band on the run

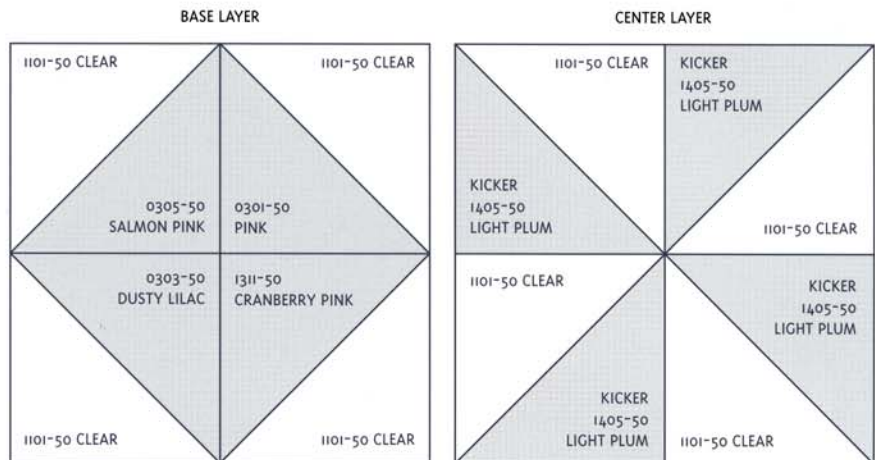
Gold pinks are sometimes called "fugitive" colors because they are so susceptible to color changes from the cold to the fused form. This deepening in color on firing is called "striking." As with reds, yellows and oranges, you'll want to make small color chip tests before firing a big project—especially if using glasses from different runs.

The tile lay-up

We created our tile using 3 layers of Bullseye Compatible glass:

- A base of thin (-50) colors and clear
- A center layer of thin (-50) color and clear
- A top solid layer of standard clear 1101-30

This total thickness (6.2mm) should not flow out or shrink appreciably when fired to a full fuse. If you are stacking higher, use dams to maintain your original footprint.



For additional technical information and Bullseye product catalog, contact the Bullseye Resource Center, toll free: 888-220-3002 or 503-227-2797 or email: resourcecenter@bullseyeglass.com