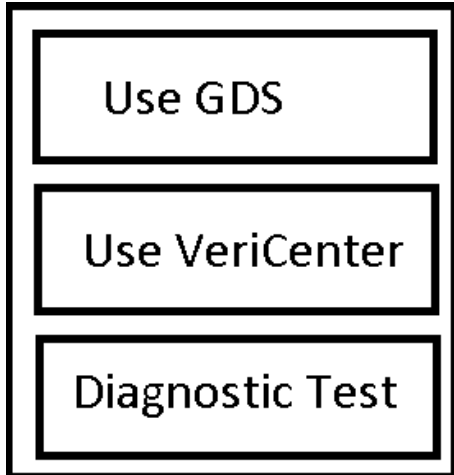


Some FD130 and FD130 Duo terminals still need a TLS 1.2 update prior to the first download.  
These are the instructions on how to update the terminal.

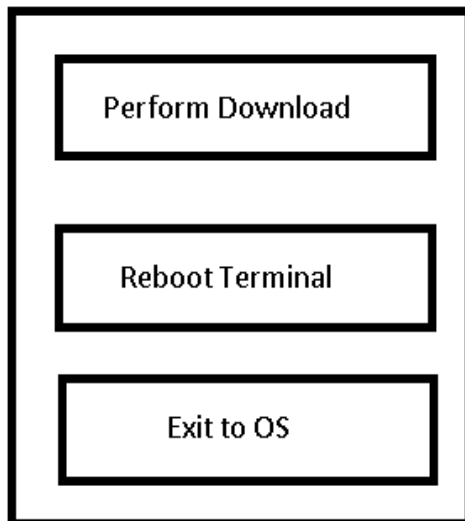
### Terminal (TLS 1.2) Update

Step By Step:

1-Touch Use GDS




2. Touch Perform Download




3. Enter password: 990712

Enter Password



#### 4. Touch Download



#### 5. Select Download Type: Touch IP



#### 5. Select Full

6. Enter reset Key: Press Enter to skip

7. Enter Download ID: After you enter your download ID - Press enter.

8. Enter package: If the file is built on Nashville or Omaha enter 3. If the file is built on Buypass enter a number 1. After you enter the correct APN Press enter.

9. Enter id address: [gdsprod.firstdata.com](http://gdsprod.firstdata.com). Press enter

10 Enter Port: 443. Press enter

The terminal will start to download. Wait until the terminal says Download completed. Next restart the terminal and wait for the file to start unzipping. After this is completed your Terminal is Finally Downloaded.