

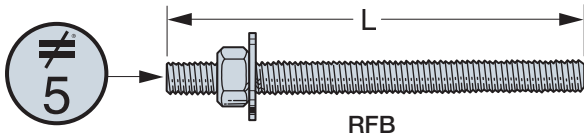
# RFB

## Retrofit Bolt

The RFB retrofit bolt is a clean, oil-free, precut threaded rod, supplied with nut and washer. It offers a complete engineered anchoring system when used with Simpson Strong-Tie adhesive. Inspection is easy; the head is stamped with rod length and "No Equal" symbol for identification after installation.

**Material:** ASTM F1554 Grade 36

**Finish:** Zinc plated (unless otherwise noted), available in HDG (per ASTM A153)



For more information on corrosion protection, see p. 16.

Size Dia. x Length (in.)	Zinc-Plated Model No.	Hot-Dip Galvanized Model No.
1/2 x 4	RFB#4X4	—
1/2 x 5	RFB#4X5	RFB#4X5HDG
1/2 x 6	RFB#4X6	RFB#4X6HDG
1/2 x 7	RFB#4X7	RFB#4X7HDG
1/2 x 8	—	RFB#4X8HDG
1/2 x 10	RFB#4X10	RFB#4X10HDG
5/8 x 5	RFB#5X5	RFB#5X5HDG
5/8 x 8	RFB#5X8	RFB#5X8HDG
5/8 x 10	RFB#5X10	RFB#5X10HDG
5/8 x 12	—	RFB#5X12HDG
5/8 x 16	RFB#5X16	RFB#5X16HDG
3/4 x 10 1/2	RFB#6X10.5	RFB#6X10.5HDG

1. Washer and nut provided on all RFBs.

# CNW/HSCNW

## Coupler Nuts

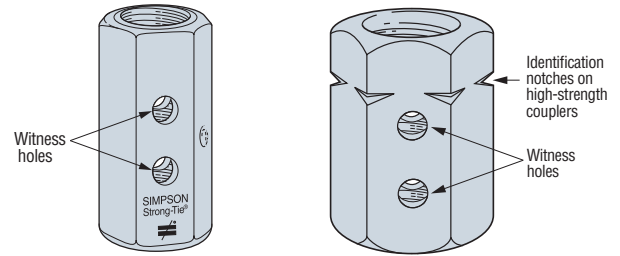
Simpson Strong-Tie coupler nuts are a tested and load-rated method to join threaded rod and anchor bolts. The Witness® holes in each nut provides a means to verify when rods are properly installed. The positive stop feature helps ensure even threading into each end of the nut. The CNW exceeds the specified minimum tensile capacity of corresponding standard-strength bolts and threaded rod. The HSCNW exceeds the specified minimum tensile capacity of corresponding high-strength bolts and threaded rod. Contact Simpson Strong-Tie or see [strongtie.com](http://strongtie.com) for other coupler nut sizes.

**Finish:** Zinc plated

**Installation:**

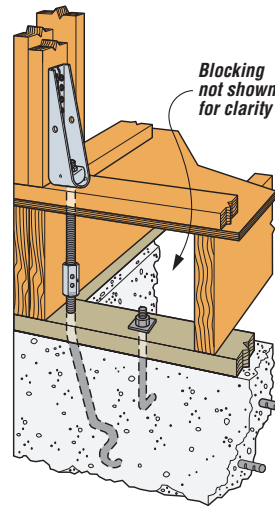
- Tighten the two rods until each all-thread rod is visible in the Witness hole. Any portion of thread visible in the Witness hole is a correct installation.
- Standard CNW or HSCNW models for use with non-hot-dip galvanized all-thread rod only.
- Couplers available with oversized threads for installation to hot-dip galvanized bolts (order CNW5/8-5/8-OST and CNW7/8-7/8-OST).
- OST couplers are typically oversized on one end of the coupler nut only and will be marked with an "O" on oversized side. Contact Simpson Strong-Tie to order.

**Codes:** See p. 13 for Code Reference Key Chart

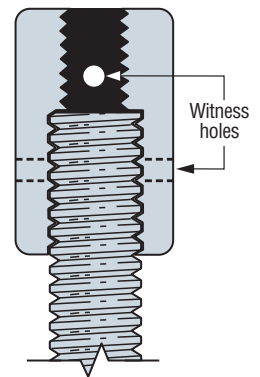


**CNW**  
Allows Fast Visual Check  
for Correct All Thread  
Rod Installation

**HSCNW**  
High-Strength  
Coupler Nut



**Typical CNW  
Installation**



**CNW  
Transition  
Coupler Nut**

Model No.	Rod Diameter (in.)	Allowable Tension Load (100)	Code Ref.
CNW1/2	1/2	4,265	IBC®, FL
CNW5/8	5/8	6,675	
CNW3/4	3/4	9,610	
CNW7/8	7/8	13,080	
CNW1	1	17,080	—
CNW1-1/4	1 1/4	26,690	
HSCNW3/4	3/4	19,880	
HSCNW1	1	35,345	
<b>Transition Couplers</b>			
CNW5/8-1/2	5/8 to 1/2	4,265	IBC, FL
CNW3/4-5/8	3/4 to 5/8	6,675	
CNW7/8-5/8	7/8 to 5/8	6,675	—
CNW1-7/8	1 to 7/8	13,080	

1. Allowable loads shown are based on AISI 360 for A36 and A449 (HS) threaded rods.