

Composite Decking Screws

Deck-Drive™ DCU COMPOSITE Screw

Fastening Composite Decking Boards

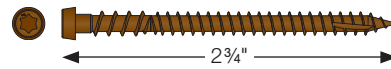
The Deck-Drive DCU composite screw is engineered to provide beautiful fastening results for all types of composite decking while also offering greater ease of installation, a clean finish and superb corrosion resistance. The Deck-Drive DCU is the go-to-screw for all your composite decking applications, eliminating the need to mix and match screws to the decking.

Deck-Drive DCU composite decking screws are available in carbon steel with our Quik Guard® coating. For superior corrosion resistance in marine or high-exposure environments, choose the appropriate stainless-steel DCU screw (Type 305 or Type 316). DCU screws provide a clean finish because of their special head design and are available in 11 colors, matched to blend with most major decking manufacturers. These are bulk screws, also available collated for the Quik Drive® auto-feed screw driving system.

Features:

- Available in carbon steel, as well as Type 305 and Type 316 stainless steel for high to severe levels of corrosion resistance
- Tri-lobe thread design reduces damage to the composite board while driving
- Inverted upper threads clear excess material to ensure the screw is seated properly and consistently
- Double-cut point penetrates composite-decking with ease for faster starts
- Cap-head prevents mushrooming and material from rising up above the deck for a smoother, clean-looking installation
- Approved fastener (by Trex®) for Trex® composite decking
- This screw is also available collated for the Quik Drive system; see p. 197 for details
- Refer to pp. 24–25 for color matching information
- Replacement bit part number: BIT20T-2-RC3

Carbon Steel, Quik Guard® Coating



Size	Length (in.)	Color	Clamshell (70 ct.)	Deck Pack (350ct) ¹	Contractor Bucket (1,750 ct) ²
#10	2¾	Tan	DCU234TNR70	DCU234TNR350	DCU234TNMB
#10	2¾	Tan 01	DCU234TN01R70	DCU234TN01R350	DCU234TN01MB
#10	2¾	Tan 02	DCU234TN02R70	DCU234TN02R350	DCU234TN02MB
#10	2¾	Tan 03	DCU234TN03R70	DCU234TN03R350	DCU234TN03MB
#10	2¾	Gray	DCU234GRR70	DCU234GRR350	DCU234GRMB
#10	2¾	Gray 01	DCU234GR01R70	DCU234GR01R350	DCU234GR01MB
#10	2¾	Gray 04	DCU234GR04R70	DCU234GR04R350	DCU234GR04MB
#10	2¾	Brown 01	DCU234BR01R70	DCU234BR01R350	DCU234BR01MB
#10	2¾	Brown 05	DCU234BR05R70	DCU234BR05R350	DCU234BR05MB
#10	2¾	Red	DCU234RDR70	DCU234RDR350	DCU234RDMB
#10	2¾	Red 01	DCU234RD01R70	DCU234RD01R350	DCU234RD01MB



1. 350 screws install approx. 100 sq. ft. of decking with framing at 16" on-center spacing.

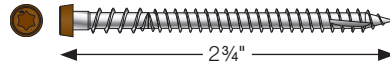
2. 1,750 screws install approx. 500 sq. ft. of decking with framing at 16" on-center spacing.

Composite Decking Screws

Deck-Drive™ DCU COMPOSITE Screw (cont.)

Painted head

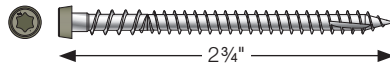
Type 316 Stainless Steel



Size	Length (in.)	Head Color	Clamshell (70 ct.)	Deck Pack (350ct) ¹	Contractor Bucket (1,750 ct) ²
#10	2¾	—	DCU234C316	DCU234P316	DCU234MB316
#10	2¾	Tan	DCU234C316TN	DCU234P316TN	DCU234MB316TN
#10	2¾	Tan 01	DCU234C316TN01	DCU234P316TN01	DCU234MB316TN01
#10	2¾	Tan 02	DCU234C316TN02	DCU234P316TN02	DCU234MB316TN02
#10	2¾	Tan 03	DCU234C316TN03	DCU234P316TN03	DCU234MB316TN03
#10	2¾	Gray	DCU234C316GR	DCU234P316GR	DCU234MB316GR
#10	2¾	Gray 01	DCU234C316GR01	DCU234P316GR01	DCU234MB316GR01
#10	2¾	Gray 04	DCU234C316GR04	DCU234P316GR04	DCU234MB316GR04
#10	2¾	Brown 01	DCU234C316BR01	DCU234P316BR01	DCU234MB316BR01
#10	2¾	Brown 05	DCU234C316BR05	DCU234P316BR05	DCU234MB316BR05
#10	2¾	Red	DCU234C316RD	DCU234P316RD	DCU234MB316RD
#10	2¾	Red 01	DCU234C316RD01	DCU234P316RD01	DCU234MB316RD01



Type 305 Stainless Steel



Size	Length (in.)	Head Color	Clamshell (70 ct.)	Deck Pack (350ct) ¹	Contractor Bucket (1,750 ct) ²
#10	2¾	—	DCU234C305	DCU234P305	DCU234MB305
#10	2¾	Tan	—	DCU234P305TN	DCU234MB305TN
#10	2¾	Tan 01	—	DCU234P305TN01	DCU234MB305TN01
#10	2¾	Tan 02	—	DCU234P305TN02	DCU234MB305TN02
#10	2¾	Tan 03	—	DCU234P305TN03	DCU234MB305TN03
#10	2¾	Gray	—	DCU234P305GR	DCU234MB305GR
#10	2¾	Gray 01	—	DCU234P305GR01	DCU234MB305GR01
#10	2¾	Gray 04	—	DCU234P305GR04	DCU234MB305GR04
#10	2¾	Brown 01	—	DCU234P305BR01	DCU234MB305BR01
#10	2¾	Brown 05	—	DCU234P305BR05	DCU234MB305BR05
#10	2¾	Red	—	DCU234P305RD	DCU234MB305RD
#10	2¾	Red 01	—	DCU234P305RD01	DCU234MB305RD01



1. 350 screws install approx. 100 sq. ft. of decking with framing at 16" on-center spacing.
2. 1,750 screws install approx. 500 sq. ft. of decking with framing at 16" on-center spacing.

Match Our Screw Colors to Your Decking

2022-2024



Composite Decking
Meets Its Match

(800) 999-5099
strongtie.com

Use this chart to match your screw and deck colors.

Please refer to strongtie.com/colormatchingguide for updated information.

These hand-drive and collated fasteners are available in a color palette specifically formulated to match a wide range of the most popular decking systems and are designed to blend into the decking material.

Deck Board Series	Deck Board Color	Simpson Strong-Tie® Screw Color
Deckorators®		
Classic Decking	Cedar	Tan
	Gray	Gray 01
	Redwood	Red 01
	Walnut	Tan 01
Distressed Decking	Cherrywood	Red/Red01
Dock and Deck Board	Brown	Brown 01
	Gray	Gray
Frontier Decking	Prarie	Red 01
	Summit	Gray
	Woodland	Brown 01
Heritage Decking	Ciderhouse	Brown 05
	Riverhouse	Brown 01
	Smokehouse	Gray 04
Picture Frame Deck Board	Dark Slate	Gray 04
Porch Flooring	Chicory	Red 01
	Kettle	Gray
	Macadamia	Tan 02
Trailhead Decking	Canyon	Brown 01
	Pathway	Brown 01
	Ridgeline	Gray 04
Tropics Decking	Hana Brown	Brown 01
	Tidal Gray	Gray 04
Vault Decking	Dusk	Gray
	Hickory	Tan
	Mesquite	Brown 05
Vista Decking	Driftwood	Gray
	Dunewood	Tan 01
	Ironwood	Tan 01
	Sandalwood	Tan
	Silverwood	Gray
Voyage Decking	Costa	Tan
	Khaya	Brown 01
	Mesa	Brown 01
	Sierra	Gray
Tundra	Gray	
DuraLife™		
Hardwoods Collection	Brazilian Cherry	Red 01
	Garapa Grey	Gray
	Golden Teak	Tan 03
	Tropical Walnut	Tan 01
Landscapes Collection	Coastal Grey	Gray 01
	Mahogany	Red 01
	Pebble	Tan
	Slate	Gray 04
EverGrain® Envision®		
Evergrain (Decking)	Grey Wood	Gray
	Rustic Walnut	Brown 01
	Shaded Auburn	Red 01
	Spiced Teak	Tan 01
Envision (Distinction)	Cape Cod Grey	Gray
	Cedar	Tan 03
	Redwood	Red
	Weathered Wood	Tan 01
Envision (Expression)	Canyon Ridge	Red 01
	Caribou Brown	Brown 01
	Harbor Grey	Gray
	Woodland Bark	Brown 01


Deck Board Series	Deck Board Color	Simpson Strong-Tie® Screw Color
EverGrain® Envision® (cont.)		
Envision (Inspiration)	Barnwood Plank	Brown 01
	Tangled Twine	Tan 03
	Weathered Wicker	Brown 01
Envision (Ridge Premium)	Black Walnut	Brown 01
	Gunstock	Brown 01
	Vintage Oak	Red 01
Fiberon® Composite		
ArmourGuard	Brazilian Walnut	Brown 01
	Coastal Cedar	Tan 03
	Nantucket Gray	Gray 04
	Sandcastle	Tan 03
Good Life	Beach House	Gray 04
	Bungalow	Tan01
	Cabana	Gray 01
	Cabin Solid	Tan01
	Cottage Solid	Gray
Horizon®	Tuscan Villa	Tan 01
	Castle Gray	Gray 01
	Ipe	Tan 03
	Rosewood	Red 01
Paramount® PVC	Tudor Brown	Brown 01
	Brownstone	Brown 05
	Flagstone	Gray 01
	Mineral	Gray 02
	Sandstone	Gray 01
Promendae	Moonlit Cove	Gray
	Natural Reef	Tan 03
	Russet Dune	Red 01
	Sandy Pier	Tan 01
	Shaded Cay	Gray 01
	Weathered Cliff	Gray 04
ProTect Advantage®	Chestnut	Tan 01
	Gray Birch	Gray
	Western Cedar	Tan 03
Sanctuary	Chai	Gray
	Earl Grey	Gray 04
	Espresso	Brown 01
	Jatoba	Tan 03
	Latte	Gray 01
	Moringa	Red 01
Symmetry	Burnt Umber	Brown 01
	Cinnabar	Red
	Graphite	Gray 04
	Warm Sienna	Brown 05
MoistureShield®		
Elevate	Alpine Gray	Gray
	Canoe	Red 01
	Lake Fog	Gray
	Riverbank	Brown 01
Infuse	Harbor Gray	Gray 04
	Northern Hickory	Tan 03
	Rosewood	Red 01
	Rustic Timber	Brown 01
Meridian	Southern Barnwood	Gray 04
	Citadel	Gray
	Mariner	Red 01

Color Guide for PVC/Composite Decking

Please refer to strongtie.com/colormatchingguide for updated information.

Deck Board Series	Deck Board Color	Simpson Strong-Tie® Screw Color
MoistureShield® (cont.)		
Modernview	Amber	Tan 03
	Java	Tan 01
	Sand	Tan 02
	Slate	Gray
Pro	Tawny	Brown 05
	Brazilian Chestnut	Red 01
	Graystone	Gray
Refine	Ipe	Tan 01
	Aurora Mist	Gray
Vantage Collection	Golden Teak	Tan 01
	Bridle	Brown 05
	Cape Cod Gray	Gray
	Desert Sand	Tan 02
	Earthtone	Gray 01
	Rustic Cedar	Tan 03
	Seasoned Mahogany	Red
	Tigerwood	Tan 01
	Walnut	Red 01
	Vision	Cathedral Stone
Cold Brew		Brown 01
Mochaccino		Tan
Sandstone		Gray 01
Smokey Gray		Gray 04
Spanish Leather		Brown 01
TimberTech® AZEK®		
Arbor	Acacia	Brown 01
	Autumn Chestnut	Brown 05
	Brazilian Walnut	Brown 01
	Hazelwood	Gray 03
	Island Oak	Gray
	Morado	Tan 01
	Mountain Redwood	Red 01
	Silver Oak	Brown 05
Edge Prime	Beachwood Gray	Gray
	Dark Teak	Red 01
	Maritime Gray	Gray
	Tidal Sand	Tan
Harvest	Brownstone	Tan
	Kona	Brown 01
Landmark	Slate Gray	Gray 01
	American Walnut	Brown 01
Vintage	Castle Gate	Gray
	Coastline	Gray 01
	Cypress	Tan 03
	Dark Hickory	Gray 04
	English Walnut	Tan 03
	Mahogany	Tan 01
Weathered Teak	Tan	
TimberTech Edge		
Prime+	Coconut Husk	Brown 05
	Sea Salt Gray	Gray


Deck Board Series	Deck Board Color	Simpson Strong-Tie® Screw Color
TimberTech PRO		
DockSider	Cedar	Tan
	Gray	Gray/ Gray 01
Pro Legacy	Ashwood	Gray 01
	Espresso	Gray
	Mocha	Red 01
	Pecan	Tan 01
	Sapele	Tan 01
Pro Terrain	Tigerwood	Tan 01
	Brown Oak	Tan 01
	Rustic Elm	Brown 01
	Sandy Birch	Tan 02
	Silver Maple	Gray
Pro Tropical	Stone Ash	Gray
	Amazon Mist	Gray 04
	Antiqua Gold	Tan 03
	Antique Palm	Tan 01
ReliaBoard	Caribbean Redwood	Red 01
	Cedar	Tan
Reserve	Gray	Gray/ Gray 01
	Antique Leather	Brown 05
	Driftwood	Gray 01
	Dark Roast	Brown 01
Storm Gray	Gray 01	
Trex®		
Classic Earth Tones	Firepit	Red 01
	Gravel Path	Gray 01
	Rope Swing	Tan 02
	Tree House	Tan 01
Enhance Basics	Vintage Lantern	Brown 01
	Beach Dune	Brown 05
	Clam Shell	Gray
Enhance Naturals	Saddle	Tan 01
	Coastal Bluff	Brown 01
	Foggy Wharf	Gray
	Rocky Harbor	Tan 02
Select	Sunset Cove	Red 01
	Toasted Sand	Tan 01
	Madeira	Red
	Pebble Gray	Gray
	Saddle	Tan 03
Trex Transcend	Winchester Grey	Gray 04
	Woodland Brown	Brown 01
	Havana Gold	Tan 01
	Island Mist	Gray
	Lava Rock	Red 01
Spiced Rum	Tan 01	
Tiki Torch	Tan 03	



Color Guide for PVC/Composite Decking

Available Simpson Strong-Tie Composite Decking Screws

- Deck-Drive™ DCU COMPOSITE Screw; color-matched Quik-Guard® and stainless steel with painted heads available (see strongtie.com/dcu for more information)

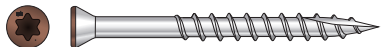


- Deck-Drive DCSD COMPOSITE-TO-STEEL Screw (available in 6 color-matched Quik Guard colors)



Trim-Head Painted Decking Screws

- Trim-Head Screw (available in 14 color-matched Quik Guard colors)



All trademarks and registered trademarks listed in this document are the property of their respective companies.

This flier is effective until June 30, 2024, and reflects information available as of February 1, 2022. This information is updated periodically and should not be relied upon after June 30, 2024. Contact Simpson Strong-Tie for current information and limited warranty or see strongtie.com.