



MT12
Teleprompter

User Manual


Caring For Your MOMAN Product

- Please keep the product in a dry, clean, dust-free environment.
- Keep corrosive chemicals, liquids and heat source away from the product to prevent mechanics damage.
- Use only a soft and dry cloth for cleaning the product.
- Malfunction may be caused by dropping, impact of external force.
- Do not attempt to disassemble the product. Doing so voids warranty.
- Please have the product checked or repaired by authorized technicians if any malfunctions happened.
- Failure to follow all the instructions may result in mechanics damage.
- Warranty does not apply to human errors.

Product Introduction


• Set up the teleprompter

1. Connect the teleprompter to a tripod(not included).
2. Adjust the reflective angle according to your needs.



• Install prompting device

1. Tablet: adjust the clamp by rotating the knob to fix the tablet.



2. Smartphone: install smartphone on the phone clamp with 1/4" screw.



• Install filming device

1. Camera: install camera on the quick-release plate whose height and position can be adjusted, and connect the plate with the stand.



2. Smartphone: The phone clamp and phone tripod mount are offered to install a smartphone as filming device.



• Install other equipment

Equip the teleprompter with photography fill light and microphone through 1/4" screw mount as needed.



• Remote Instructions

Confirm Button: Press to Play/Pause

Joystick: Control the pace of scripts

Mode Switch: No function

Power button: Press 2 seconds / 8 seconds to turn ON/OFF

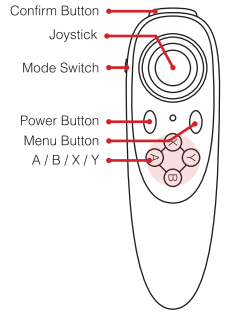
Menu button: Open the menu in app

A: Slow Down the scripts

Y: Speed up the scripts

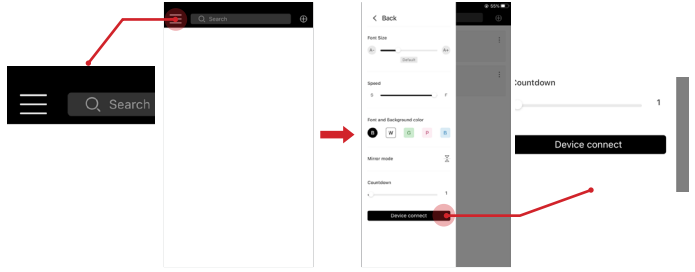
X: Last page

B: Next Page

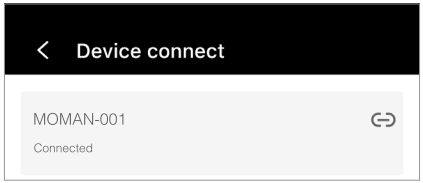


• Remote Instructions

1. Turn on the Remote and open the Bluetooth connection of your phone.
2. Open “Moman Prompter” APP.
3. Choose “Device Connect”.



4. The Remote will be shown as “MOMAN-XXX”. Press the item to connect.



5. Return to the menu and test the remote. If it doesn't work, turn off the Bluetooth of your phone and try the same process again.

• How to Use APP

1. Download

iOS: Search “MomanPrompter” in AppStore or through the link below.

Android: Download from Moman Website through the link below.

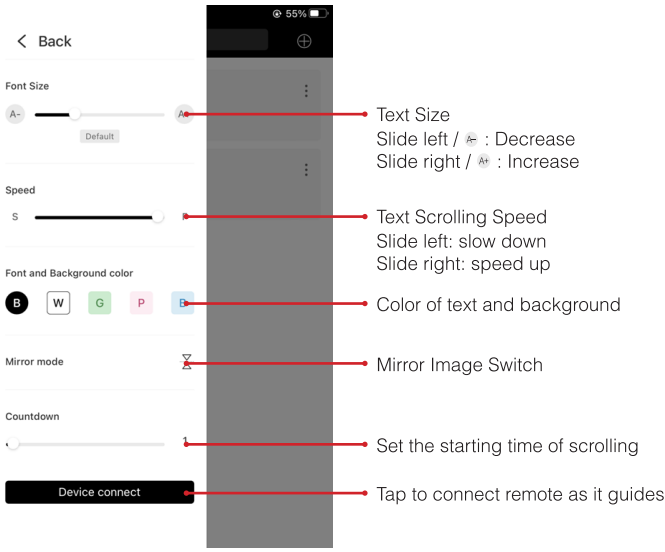


<https://www.moman.co/app>

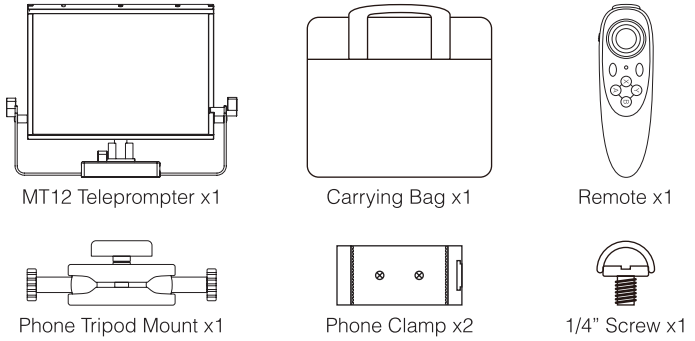
2. Instructions of using APP

iOS: Search “MomanPrompter” in AppStore or through the link below.

Android: Download from Moman Website through the link below.



Caring For Your MOMAN Product



Caring For Your MOMAN Product

A. Teleprompter

Material	Metal & Glass
Dimensions	340*270*96mm
Weight	1800g

B. Remote

Size	116*45*13.5mm
Wireless Protocol	Wireless 3.0 Compliant
Wireless Distance	2-10m
OS	Android / iOS / PC
CPU	ARM968E-S Core
Battery	Alkaline AAA 1.5V *2
Working time (Continuous game)	About 40 hours
Work Current	0.5-8mA
Standby Current	0.5-1mA
Shutdown Current	<20uA

Moman (UK) Limited

Unit 25 Basepoint Business Centre, Aviation Park, West Christchurch, United Kingdom BH23 6NX
www.momanmic.com www.momanx.com www.momanx.co.uk
 @MomanGlobal
<https://moman.co/youtube>