



MW-18 LED Light Stick User Manual

Specifications

Body Material: Plastic
Weight: 650g
Display Screen: TFT Screen
Dimension: 645mm*50mm*50mm
Colour Rendering Index: Ra≥96
Built-in Li-ion Battery Capacity: 10400mAh
Charging Port: Type-C
Charging Time: 5 hours
Max Output Power: 14W
Input Voltage: 5V-1A/5V-2A
Viewing Angle: > 120°
Number of LEDs: 216 pieces
Runtime: 100% brightness for about 110 minutes, 5% brightness for about 1440 minutes
Color Temperature Range: 3000K-6500K(±200K)

Operation

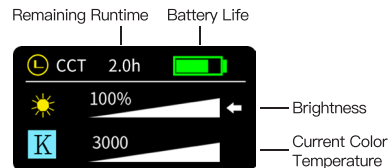


Operation

- 1. Option Switch Button**
Switch the options to be adjusted.
- 2. Increase Button**
Increase the values (press the Increase Button to switch towards right).
- 3. TFT Screen**
Displays battery life, mode and details.
- 4. Power & Mode Switch Button**
Long press this button to turn on/off the product. When the product is on, short press this button to switch 4 light modes, CCT Mode, CCT Overclock Mode, EFF Mode, and SOS Mode. (Note: CCT Overclock Mode is activated with Option Switch Button.)
- 5. Quick Switch Button**
- 6. Decrease Button**
Decrease the values (press the Decrease Button to switch towards left).

Interface Introduction

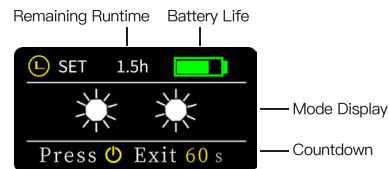
CCT Mode



Interface Introduction

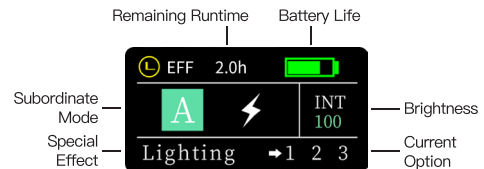
In CCT Mode, you can choose to adjust brightness or color temperature by the Option Switch Button.
Decrease or increase the brightness and color temperature with the Decrease/ Increase Button, or Quick Switch Button.

CCT Overclock Mode



In CCT Mode, you can long press the Option Switch Button to enter CCT Overclock Mode if the maximum brightness in CCT Mode is still not enough.
In CCT Overclock Mode, the brightness would increase by 15%. The overclock time is set for one minute. The light will return to normal brightness after one minute. If you still need Overclock Mode, please repeat the operation.

EFF Mode



Interface Introduction

In CCT Mode, press the Mode Switch Button once to enter EFF Mode. Use the Option Switch Button to switch among subordinate mode, special effect and brightness. The alphabet will flash when the subordinate mode is selected, the white line will flash below the number when the brightness is selected, and the arrow will flash when the current option is selected.

Subordinate Mode: A–B–C, 3 modes in total. Each mode contains 3 special effects, amount to 9 special effects.

A–Lighting, B–Photo, C–Fire

When the subordinate mode is selected, press the Option Switch Button to switch to the special effect, and choose 1–2–3 effect with the Decrease/ Increase Button or Quick Switch Button.

SOS Mode

Remaining Runtime Battery Life



In EFF Mode, press the Mode Switch Button once to enter SOS Mode. In SOS Mode, the light will give three short/three long/three short flashes, the international SOS lighting message.

Maintenance

1. Please remove the USB charging cable when the battery is fully charged.
2. If you do not use the product for a long time, it might not be able to turn on instantly due to dead battery. Please charge the product and it can resume to work. Please charge the product every 3 months regularly.
3. This product has a built-in rechargeable Li-ion battery, which has limited longevity, and when the performance degrades after years' use, please contact us to get the battery replaced.
4. Please do not drop and impact the product to avoid scratches on the surface.
5. The product is not water-proof.

Notes

1. Please do not disassemble or modify the product.
2. Please do not submerge the product or put it in fire.
3. Please avoid impact on the product.
4. This product might become hot during usage, which is normal. Please allow certain space for heat-sink when using it.
5. Please do not put the product in high temperature or high humidity condition.

Warranty

MOMAN warrants all its products with a limited 1-year free warranty service.

Please see our homepage for the term in details.

Packing



MW-18 LED
Light Stick *1



Type-C
Charging Cable *1



User Manual *1



Moman Website

Moman Facebook

Moman (UK) Limited

Unit 25 Basepoint Business Centre, Aviation Park, West
Christchurch, United Kingdom BH23 6NX

www.momanx.com www.momanx.co.uk

@MomanGlobal

https://moman.co/youtube