



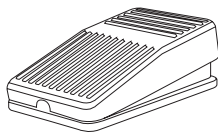
**FS1**  
Foot Switch  
User Manual

Thank you for choosing MOMAN product. Please read this manual carefully before use and follow all instructions mentioned herein.

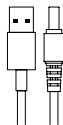
### Caring For Your MOMAN Product

- Please keep the product in a dry, clean, dust-free environment.
- Keep corrosive chemicals, liquids and heat source away from the product to prevent mechanics damage.
- Use only a soft and dry cloth for cleaning the product.
- Malfunction may be caused by dropping, impact of external force.
- Do not attempt to disassemble the product. Doing so voids warranty.
- Please have the product checked or repaired by authorized technicians if any malfunctions happened.
- Failure to follow all the instructions may result in mechanics damage.
- Warranty does not apply to human errors.

### Package List



FS1 Foot Switch x1



DC Charging Cable x1

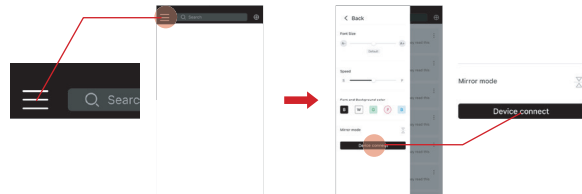
### Product Introduction

#### • Instructions

- Turn On: Step on it once
- Start/Pause: Step on it once
- Next Page: Step on it twice quickly
- Last Page: Step on it for 2 seconds

#### • How to Pair the Foot Switch with Phone?

1. Turn on the foot switch and open the Bluetooth connection of your phone.
2. When you use “MomanPrompter” app,  
(1) Choose “Device connect”



- (2) The foot switch will be shown as “MOMAN-XXX”, press the item to connect.

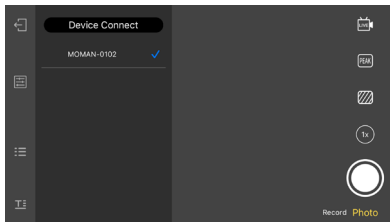


#### When you use “Moman Matrix” app,

- (1) Click the icon at the bottom and choose “Device connect”



(2) The foot switch will be shown as “MOMAN-XXX”, press the item to connect.



3. Return to the menu and test the foot switch. If it doesn't work, turn off the Bluetooth of your phone and try the same process again.

#### • Disconnected

1. Exit the APP.
2. Turn off and turn on Bluetooth on the phone again.
3. Step on the pedal slightly to turn it on.
4. Search the foot switch on the APP.

Note: It only supports one device connection. If it is connected with other device, please disconnect it.

#### • How to Use APP

1. Download

iOS: Search “MomanPrompter” OR “Moman Matrix” in AppStore or through the link below.

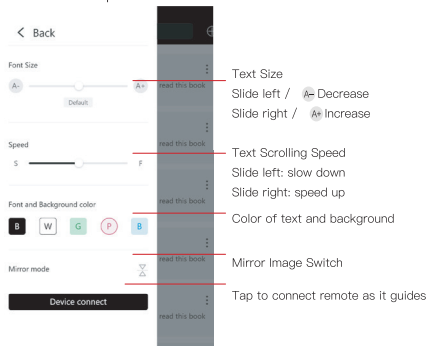
Android: Download “MomanPrompter” from Moman Website through the link below.



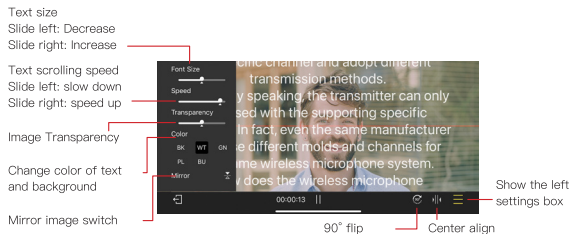
<https://www.moman.co/app>

## 2. Instructions of using APP (Details in Moman Website)

In Moman Prompter



In Moman Matrix



## Specifications

Size	99*61*36mm
Wireless Protocol	Wireless 3.0 Compliant
Wireless Distance	10m
OS	Android/iOS
CPU	ARM Cortex-M
Input	DC 5V 120mA
Working Current	0.4mA
Shutdown Current	0.1mA
Battery	120mAh
Charging Time	1.5 Hours
Continuous Working Time	250 Hours

## Moman (UK) Limited

Unit 25 Basepoint Business Centre, Aviation Park, West Christchurch, United Kingdom BH23 6NX

[www.momanmic.com](http://www.momanmic.com) [www.momanx.com](http://www.momanx.com) [www.momanx.co.uk](http://www.momanx.co.uk)

[f](#) [@](#) [v](#) @MomanGlobal

<https://moman.co/youtube>