

# COLBOR



**BP90** φ90cm Bowens Para Softbox

User Manual

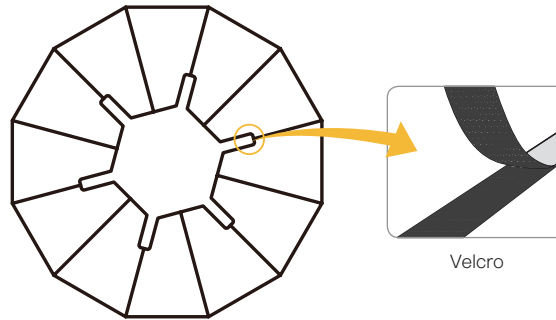
Thank you for choosing COLBOR product. Please read this manual carefully before use and follow all instructions mentioned herein.

## Caring For Your COLBOR Product

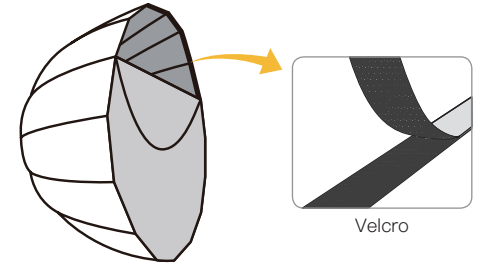
- Keep corrosive chemicals, liquids and heat source away from the product to prevent mechanics damage.
- Do not leave the product unattended while in use. Keep out of reach of children.
- The product is not waterproof. Do not handle with wet hands.
- Do not attempt to disassemble or modify the product. Doing so voids warranty.
- Please have the product checked or repaired by authorized technicians if any malfunctions happened.
- Malfunction may be caused by dropping, impact of external force.
- Failure to follow all the instructions may result in mechanics damage.
- Warranty does not apply to human errors.

## Installation Instructions

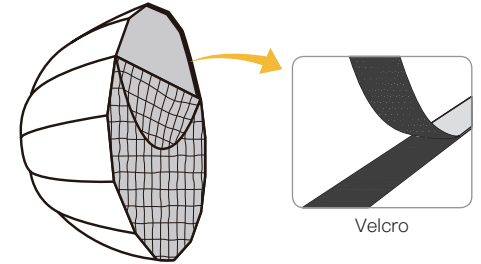
1. Take out the product
2. Installation of Soft Cloth
  - ① Install the internal soft cloth



- ② Install the external soft cloth

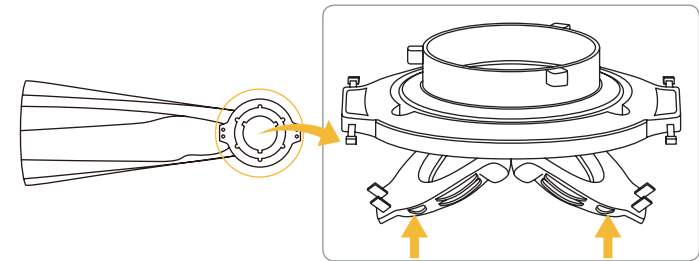


- ③ Install the grille

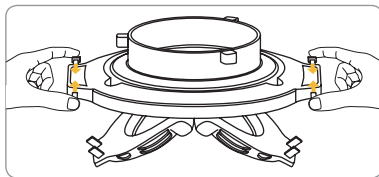


## 3. Installation and Disassembly of Para Softbox

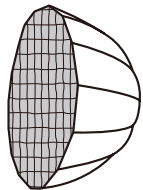
When installing, buckle the handles on both sides with both hands and lift them vigorously (in the direction shown in the picture).



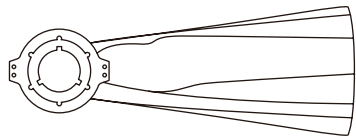
When disassembling, press the two top rods of the buckle with both hands fingers to loosen the buckle.



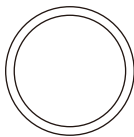
4. Installation completed



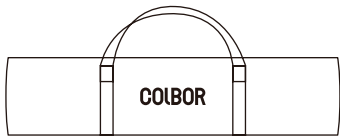
## Package List



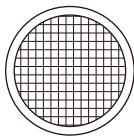
BP90 Softbox x1



Soft cloth x2



Carrying bag x1



Grille x1

## Product Parameter

Unfold Dimension	φ90*62cm
Packaging Dimension	88*25*13cm
Weight	2kg
Material	Aluminum Alloy Soft Cloth

## WARRANTY

### Warranty Period

Thank you for purchasing COLBOR products.

1. Customers are entitled to free replacement or repair service in case of quality defect(s) found in the product under normal use within 30 days upon receipt of the product.
2. Original COLBOR products are entitled to 12-month limited warranty service. The warranty period begins on the date of purchase of brand new, unused products by the first end-user.

Within the warranty period, if product defect or failure is attributable to material defection or technological problem, the defective product or defective part will be repaired or replaced without charge (service and materials fee).

### Warranty Exclusions and Limitations

1. Faults resulted from inappropriate use of a product without following its operation specification
2. Artificial damage, e.g. crash, squeeze, scratch, soaking, exposing to rain or damp
3. Modifications to a product by its user or a third party without prior written consent of COLBOR, e.g. replacement of element or circuit, label alteration
4. The code on product is inconsistent with that of warranty certificate, or the code on the product or warranty certificate is altered or torn off
5. All consumable accessory attached to a product, like cable, cover
6. Faults as a result of force majeure, such as fire, flood, lightning, etc.

### Warranty Claim Procedure

1. If failure or any problem occurs to your product after purchase, please contact a local agent for assistance, or you can always contact COLBOR's customer service through email.
2. Please retain your sales receipt and warranty certificate as proof of purchase. If any of these documents is missing, only sales return or chargeable service will be provided.
3. If the COLBOR product is out of the warranty coverage, the service and the parts cost will be charged.

## WARRANTY CERTIFICATE

Please register your warranty. Meanwhile, you are welcomed to contact us via Email.

<b>USER INFORMATION</b>	Customer Name:
	Phone Number:
	Email:
	Address:
<b>SALES INFORMATION</b>	Sales Date:
	Model:
	Product Code:
	Dealer:
<b>REPAIR RECORD</b>	Service Date:
	Technician:
	Issue:

### RESULT

Solved  Unsolved  Returned(Replaced)

## Guangzhou Zhiying Technology Co., Ltd

📍 Room 2401, 24 / F, South Tower, Lisheng Plaza, No. 68 Huadi Avenue, Liwan District, Guangzhou, China, 510000  
 ✉ support@colborlight.com  
 🌐 www.colborlight.com