



WARRANTY & WATCH CARE



WARRANTY & WATCH CARE

CONTENT

WARRANTY & USER INSTRUCTIONS

International warranty	<i>Page</i> 3-4
Special recommendation	<i>Page</i> 5-7
Instructions Model - BB-01 - 3 Hands	<i>Pages</i> 9-11
Instructions Model - BB-01 - 3 Hands Automatic	<i>Pages</i> 13-15

INTERNATIONAL WARRANTY

Limited 2 years warranty:

Your Bomberg watch is warranted for a 2 years period under the terms and conditions of this warranty.

The international Bomberg warranty covers material and manufacturing defects existing at the time of the delivery of the purchased Bomberg watch. The warranty only comes into force if the warranty certificate is dated, fully and correctly completed and stamped by an official Bomberg retailer.

During the warranty period and by presenting the valid warranty certificate, you will have the right to have any defect repaired free of charge.

This manufacturer's warranty does not cover:

- The life of the battery;
- Normal wear and tear and aging (scratched crystal, alteration of the colour and/or material of nonmetallic straps and chains, such as leather, textile, rubber; peeling of the plating);

- Any damage on any part of the watch resulting from abnormal / abusive use, lack of care, negligence accidents (knocks, dents, crushing, broken crystal, etc.), incorrect use of the watch and non-observance of the use directions provided by Bomberg;
- The Bomberg watch handled by non-authorized persons (for battery replacement, services or repairs) or which has been altered in this original conditions beyond Bomberg.

SPECIAL RECOMMENDATIONS

How often should my watch be checked?

We recommend a yearly water resistancy check (partial service with movement check).

How often should my watch be serviced?

Like any other precision instrument a watch should be serviced regularly to ensure perfect runwaring. We cannot say how often you should have your watch serviced as this depends on the model, the climate where you live and how you look after the watch yourself. As a rule, a watch should be serviced every 4 or 5 years, depending on the conditions in which it is worn.

Where should I go to get my watch serviced or for a new battery?

We recommend that you go to an official Bomberg agent or retailer. They are the only people who have the necessary tools and devices to work on your watch and to carry out the necessary checks at specialized level.

Furthermore, only specialists can guarantee that their work meets the stringent quality standards set by Bomberg.

What can I do to ensure that my watch functions perfectly for many years?

Magnetic fields: avoid putting your watch on a loud-speaker or a refrigerator because these machines create magnetic fields that may damage it.

Salt-Water: always rinse your watch in fresh water after swimming in the sea.

Shocks: avoid subjecting your watch to shocks, including sudden changes in temperatures.

Cleaning: use a toothbrush and soapy water to clean bracelet and water resistancy cases and a soft cloth to dry off afterwards. For the leather strap, it's necessary to use special cleaning products.

Chemical products: avoid all direct contact with solvents detergents, perfume, cosmetics, etc. which may damage the bracelet or strap, the case or the gaskets.

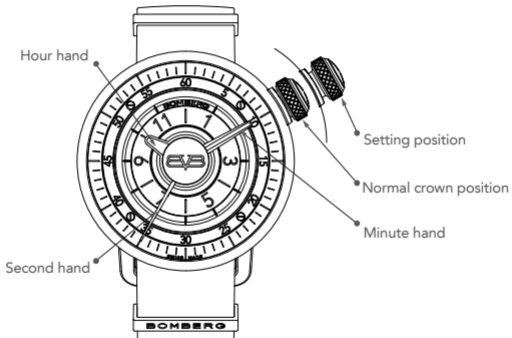
Temperatures: avoid exposing your watch to extreme temperatures (over 60°C or 140°F and under 0°C or 32°F) and to sudden fluctuations in temperature.

Water-resistance: All Bomberg watches are water-resistant. BB-01 3 hands quartz models can withstand a water pressure of at least 3 bar (depth of 30 metres). BB-01 3 hands automatic models can withstand 5 bar (depth of 50 metres). Water-resistance is not a permanent condition. Please note that the water-resistance is only guaranteed if the crown is in the normal or winding position. To ensure permanent water resistance, the watch should be checked once a year. To ensure conformance with the warranty regulations, these operations must be performed by an authorized Bomberg dealer or authorized Bomberg Service Center.



BB-01 - 3 HANDS

BB-01 - 3 Hands



BOMBERG MODEL - BB-01 - 3 Hands

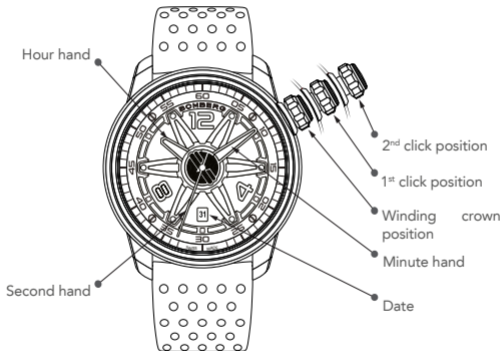
Setting the time:

1. Pull the crown out to the setting position so that the second hand stops.
2. Turn the crown to set the hour and minute hands.
3. After the time has been set, push the crown back to the normal position and small second hand begins to run again.



BB-01 - 3 HANDS AUTOMATIC

BB-01 - 3 Hands Automatic



BOMBERG MODEL - BB-01 - 3 Hands Automatic

Manual winding:

1. Turn the crown clockwise to wind the watch.

Setting the date:

1. Pull the crown out to the intermediate 1st click position.
2. Turn the crown clockwise to set the date.*
3. After the date has been set, push the crown back to the winding position.

Setting the time:

1. Pull the crown out to the 2nd click position so that the second hand stops.
2. Turn the crown to set the hour and minute hands.
3. After the time has been set, push the crown back to the winding position (the second hand begins to run again).

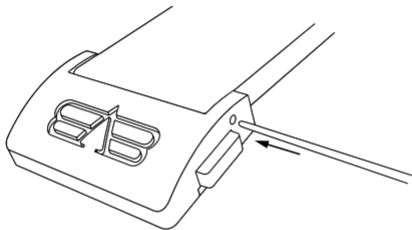
**Important: It is not possible to adjust the date between 8.00 pm and 3.00 am.
It is necessary to adjust the date after each month with less than 31 days.*

How to change the strap



Pull the button to release the spring bar and remove the strap.

How to change the buckle



Use a needle to press the hole in the spring bar and remove the buckle.



bombergwatches.com
welcome@bomberg.ch


BOMBERG

bombergwatches.com
welcome@bomberg.ch