



PHILIPS

RESPIRONICS

DreamWear

Rediscover
dreams

Like wearing **nothing at all**

Patients can sleep how they want with the freedom and comfort of DreamWear

The Philips Respironics DreamWear frame supports both nasal and gel pillows cushions to meet patients' needs. DreamWear's remarkable design directs airflow through the frame so patients can sleep comfortably, and the tubing connection located at the top of the head allows patients to sleep in any position they desire—on their stomach, side, or back.



Users told us that DreamWear gave them more freedom to move, had a better fit than their prescribed mask, and comes closest to making them feel like they don't have anything on their face during therapy.*



DreamWear

Soft silicone frame

Light, flexible material designed for comfort.

Open field of vision

Wear glasses, read, and watch TV.


No red marks*


Leaves no marks on the bridge of the nose.

Innovative

Under-the-nose design.


*Mask does not directly contact the bridge of the nose or nostrils.





**Top-of-head
tube connection**

Provides freedom of movement throughout the night.



In-frame airflow

Unique design allows airflow through the frame to help patients sleep comfortably.



Interchangeable cushions

Easily switch between nasal and gel pillows cushions.

Two cushion types on one mask

Simply switch cushions without changing masks

Choosing the right mask for your patients is one of the most difficult jobs you face. The nonstop trial and error involving the masks, cushions, and headgear needed to fit your patients becomes tedious and time-consuming. Now, DreamWear's mask design allows you to quickly and easily switch between nasal and gel pillows cushions without changing masks. With fewer mask decisions to make, you can focus on what's really important: your patients.

Benefits

- Can accommodate both nasal and gel pillows cushions
- Allows for easy switching between cushion types
- May reduce the number of masks needed to set up a patient
- Helps streamline the amount of inventory to be managed
- Can increase efficiency by requiring education on only one mask



Clinicians rated the DreamWear mask with nasal and gel pillows cushions as taking less time to change than another pillows mask and nasal mask.*

* Data analysis of RT and ST (n=21) survey responses regarding the amount of time needed to switch between two different masks on a patient.



Making it simple to find the right fit

Achieving the right fit with DreamWear is easy

Nasal cushion sizing

Using the nasal cushion sizing gauge (included with the mask), hold it horizontally under the nose. Select the cushion size based on where the outer edge of the nostrils and tip of the nose contact the gauge.

Note: Four cushion sizes (small, medium, large, medium-wide) are available.

Gel pillows cushion sizing

Using the gel pillows sizing gauge, place the pillows cushion tips into the nostrils. Choose the cushion size that allows the blue gel bases to sit comfortably under the nose without any gaps.

Note: Three cushion sizes (small, medium, large) are available.

Medium frame sizing


The medium mask frame will comfortably fit most faces. If the medium frame does not fit a patient's face, a small or large mask frame might better suit your patient's needs.



Medium correct frame

Proper fit

Large frame sizing




Mask too small

Large correct frame

Proper fit

Small frame sizing



Mask too large

Small correct frame

Proper fit

DreamWear cushion **patient fitting guide**

Follow the instructions to get started fitting your nasal or gel pillows cushion

Nasal cushion

Gel pillows cushion

1



The cushion opening will be directly under the nostrils. The cushion will hug the nose and leak will be minimal.

Note: At no time should the nose be inside the cushion opening. If any part of the cushion overlaps the nose, the cushion is being worn incorrectly.



2



With the mask assembled, place the cushion under the nose.



3



Position the frame on the top of the head. Pull the headgear over the back of the head.



4



To adjust the mask, peel the headgear tabs away from the fabric. Adjust the length of the straps. Press the tabs back against the fabric to reattach.

Note: Do not overtighten the headgear.



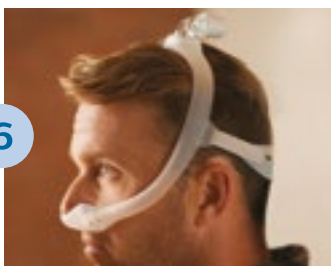
5



Position the mask until it fits comfortably.



6



When finished, the elbow should rest at the top of the head.

Note: Please read the Instructions for Use for further fitting information.



A close-up photograph of a man and a woman smiling warmly at each other. Both are wearing white CPAP masks. The man is on the left, and the woman is on the right. The background is dark and out of focus.

Learn more

For more information, call **1-800-345-6443** or visit www.philips.com/dreamwear.

Ordering information

DreamWear fitpak	Nasal part number	Gel pillows part number
DreamWear with headgear, medium frame, all cushion sizes	1116700	1124984
DreamWear without headgear, medium frame, all cushion sizes	1116701	1124985
DreamWear mask without headgear, medium frame	Nasal part number	Gel pillows part number
Small cushion	1116705	1124986
Medium cushion	1116706	1124987
Large cushion	1116707	1125008
Medium-wide cushion*	1116708	N/A
DreamWear mask without headgear, small frame	Nasal part number	Gel pillows part number
Small cushion	1116710	1125009
Medium cushion	1116711	1125010
Large cushion	1116712	1125011
Medium-wide cushion*	1116713	N/A
DreamWear mask without headgear, large frame	Nasal part number	Gel pillows part number
Small cushion	1116715	1125012
Medium cushion	1116716	1125013
Large cushion	1116717	1125014
Medium-wide cushion*	1116718	N/A
DreamWear mask with headgear, small frame	Nasal part number	Gel pillows part number
Small cushion	1116685	1125018
Medium cushion	1116686	1125019
Large cushion	1116687	1125020
Medium-wide cushion*	1116688	N/A
DreamWear mask with headgear, medium frame	Nasal part number	Gel pillows part number
Small cushion	1116680	1125015
Medium cushion	1116681	1125016
Large cushion	1116682	1125017
Medium-wide cushion*	1116683	N/A
DreamWear mask with headgear, large frame	Nasal part number	Gel pillows part number
Small cushion	1116690	1125021
Medium cushion	1116691	1125022
Large cushion	1116692	1125023
Medium-wide cushion*	1116693	N/A
Replacement parts	Nasal part number	Gel pillows part number
Small cushion	1116740	1125035
Medium cushion	1116741	1125036
Large cushion	1116742	1125037
Medium-wide cushion*	1116743	N/A
Small frame	1116745	
Medium frame	1116746	
Large frame	1116747	
Headgear	1116750	
Fabric wraps	1116754	
Sizing gauge	1116752	1125038

*A medium-wide cushion isn't available for gel pillows.



© 2017 Koninklijke Philips N.V. All rights reserved.
Specifications are subject to change without notice.

www.philips.com/respironics

Caution: US federal law restricts these devices to
sale by or on the order of a physician.

RRDPGH EB 4/18/17 MCI 4107917 PN 1134590
1010 Murry Ridge Lane, Murrysville, PA 15668
800-345-6443 • 724-387-4000