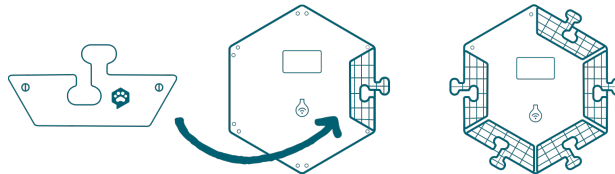


FluentPet

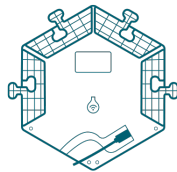
Connect Base Manual

BUILD

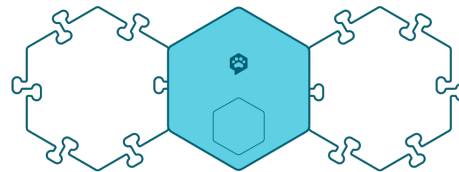
Attach connectors to the Base



Charge the Base



Build your soundboard

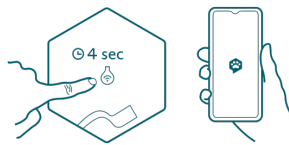


CONNECT

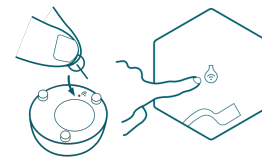
Install the FluentPet App



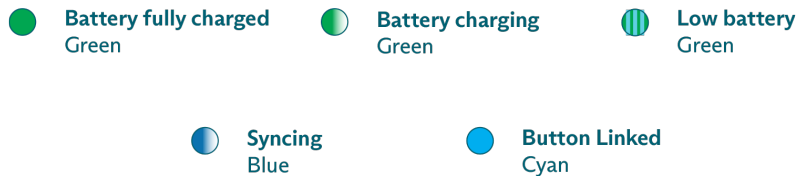
Connect Base to the Internet



Link a Button to the base



LED INDICATOR



FLUENTPET CONNECT SOUND BUTTONS ARE NOT DESIGNED FOR UNSUPERVISED USE BY DOGS (OR OTHER PETS). BY USING THESE PRODUCTS, YOU ARE AGREEING TO SUPERVISE YOUR DOG (OR OTHER PET) IN THEIR USE OF THE SOUND BUTTONS AND HEXILES. DO NOT USE THE PRODUCTS IF YOUR DOG (OR OTHER PET) IS LIKELY TO TRY TO CHEW ON THE PRODUCTS.

See more important safety information at fluent.pet/safety. For support and warranty information visit fluent.pet/warranty

© CleverPet, Inc. All rights reserved. 'CleverPet', 'FluentPet', their corresponding logos, 'HexTile', 'Let's Teach them To Talk', and the HexTile shape, are trademarks of CleverPet, Inc. CleverPet assumes no responsibility for any errors that may appear in this document. Information contained herein is subject to change without notice.