


— INTRODUCING —

TalkiPlay

HI, I'M YOUR
TALKIPAL



June - December 2023

LETTER TO CENTRE DIRECTORS & ECE



As an early childhood teacher of over 25 years, my passion for the Early Childhood Education has always been paramount. Recognizing the vital early years as the building blocks to children's social, emotional, cognitive and physical development was the basis for all my teaching practice.

The TalkiPlay aligns with our DEO Vision for inclusion for all children and acknowledges that reasonable adjustments may need to be made to support children with disabilities, their families and carers to access and fully participate in children's education and care services in the same way as other children.

They may not be able to understand conversations around them or communicate effectively with others if they do not understand them.

A Speech therapist can help with these challenges however a more holistic approach with Allied Health Services, Parents & Carers and Early Learning Centres working together, will always be more effective.

Long waits for Speech Therapy appointments, and funding issues to access services are a major issue for those families needing support. This is why we have partnered with TalkiPlay and there suite of resources to offer another opportunity for natural and immersive speech activity which is fun!

We highly value TalkiPlay Speech and Language Resource Kit for Educators and the TalkiPlay Starter Kit - Speech Therapy Tool for parents at your centre and recommend it warmly.

Live Your Best Life!



Julie-Anne Dietz
DEO OWNER & FOUNDER





WHAT IS TALKIPLAY?

TalkiPlay is a small but mighty communication support tool that can help your child develop their confidence and overcome speech delays and is backed by independent research trials in early learning centres.



QUESTIONS

How can I improve language development with the children in my care?

One way is to provide a language-rich environment: Surround children with language by labeling objects in the environment, using descriptive language, and exposing them to a variety of vocabulary

How do I increase sustained interactions with children diagnosed with Autism and who are non-verbal?

Use visual supports: Visual supports can aid communication and comprehension. Incorporate visual schedules, pictures, or symbols to help the child understand what activities or tasks are coming up. Visual supports can also be used to communicate choices and preferences, reducing frustration and promoting engagement.

How do engage children in meaningful communication in indoor and outdoor play situations?

Use visual supports: Visual supports, such as pictures, visual schedules, or cue cards, can aid communication and understanding. Use visual supports to demonstrate rules, provide choices, or prompt conversations. For instance, if playing outside, show a picture of different outdoor activities and ask the child to point to the one they want to do.

How do I encourage greater peer to peer interaction with all children in my care?


Encourage communication and active participation: Promote open communication among children by encouraging them to express their thoughts, ideas, and feelings. Create opportunities for group discussions, show-and-tell sessions, or collaborative projects where children can actively participate and share their perspectives.

How can I provide a rich tactile learning experience that is related to everyday items that can be extended at home creating better home and centre partnership?

Provide opportunities for cooperative play: Plan activities and games that require collaboration and teamwork. Engage children in group projects, building activities, or problem-solving tasks that encourage them to work together towards a common goal. Cooperative play helps build trust, communication skills, and a sense of camaraderie among the children.

How can our educators use TalkiPlay as a tool to target goals for specific children to assist with articulation and simple words?

Practice repetition and imitation: Encourage the child to repeat and imitate the target sounds or words presented in TalkiPlay. Use prompts, visual cues, or hand gestures to support their understanding and production. Gradually fade the prompts as the child gains confidence and proficiency.



TalkiPlay Starter Kit

The TalkiPlay Starter Kit features everything you need to kickstart your child's communication journey. It includes one TalkiPlay speaker in a sleeping bag, the charging cord, one wooden rainbow set of 'smart' stickers and 12 additional 'smart' stickers that you can use with your toys to extend your child's vocabulary further.

- 1 x TalkiPlayer device - I'm cute, yellow and I am your child's hand-held speech & language guide to take home and keep.
- 1 x Wooden Rainbow Set.
- 1x TalkiPlayer recharge cord.
- 1x TalkiPlayer protective bag.
- 12 x Extra smart stickers.
- 1 x TalkiPlayer companion app free to track your child's progress.
- 1 x TalkiPlay game token to unlock the next speech game of your choice for free.




TALKIPLAY STARTER KIT

\$249.00



WOODEN RAINBOW SET

\$49.00



TALKIPLAYER

\$220.00



TALKIPLAY PLANET SET

\$49.00



**SPEECH & LANGUAGE
RESOURCE KIT FOR
EDUCATORS**

\$588.00



COFFEE TABLE

\$49.00

A child finding their voice is one of the great joys of parenthood.

Developing the ability to communicate their thoughts and feelings – as well as make-believe worlds – to their family and friends can boost their self-confidence as well as critical social skills.



TalkiPlay

"We love endorsing products that can make a real and meaningful difference to children like TalkiPlay. For more information call 1300 946 745 or email hello@disabilityequiponline.com.au"



Julie-Anne Dietz
Owner & Founder


disAbility equip online