



Backcountry 35L & 25L Pannier Kit Installation



Tools Required:

- Torx Key (included)
- 4mm Hex Key (included)

1. Before installing the panniers on your bike, check all 12 frame screws for tightness (6 on each bag, see image below) using the included 4mm hex key. Occasionally the material can compress between the time the bag was built at the factory and when you are ready to ride; for this reason, we suggest checking frame screw tightness when new and periodically (about once a year) during use.



For more information contact us at moskomoto@moskomoto.com or 1-509-281-3211 for our USA team and moskoeu@moskomoto.com or +49 151 74212658 for our EU team





2. Remove the wedge from the frame as shown in image below (bag not pictured for clarity). To release wedge from frame, pull the Speed Pin tab out.





3. Mount the wedge to the pannier rack on the motorcycle as shown below using the provided blue pucks (Qty 8), 40mm screws (Qty 16) and double hole washers (Qty 8) pictured below.





4. Make sure the pucks are parallel to the wedge, uneven pressure may cause damage.



5. Caution! Do not over tighten the mounting screws. Using a power drill may cause damage, hand tighten only. Using the provided Torx key, tighten the screws until they are snug, then turn them another $\frac{1}{2}$ turn. Check periodically for tightness.






6. Install the pannier onto the wedge by sliding it on from above as shown. Be sure that the Speed Pin latch is fully engaged by pushing the bag down onto the wedge. An audible “click” can be heard as the pin engages. When fully engaged the holes in the Speed Pin will line up (see 4th picture below).



For more information contact us at moskomoto@moskomoto.com or 1-509-281-3211 for our USA team and moskoeu@moskomoto.com or +49 151 74212658 for our EU team



7. To remove the pannier from the bike, pull the Speed Pin pull tab and lift up on the bag by the top handle as shown below. Once the bag is up enough to see a gap between the bag frame and wedge the pull tab can be released and the bag can be lifted up off of the wedge.



For more information contact us at moskomoto@moskomoto.com or 1-509-281-3211 for our USA team and moskoeu@moskomoto.com or +49 151 74212658 for our EU team