


BRICKSABER INSTRUCTIONS


To turn ON/OFF

Press the top button.




To adjust the volume

While off, hold top button for 2 seconds & release.




To change the blade color

While on and pointed down, hold the bottom button and twist your wrist.




To change the sound effects

While off and pointed up, hold the bottom button and twist your wrist.



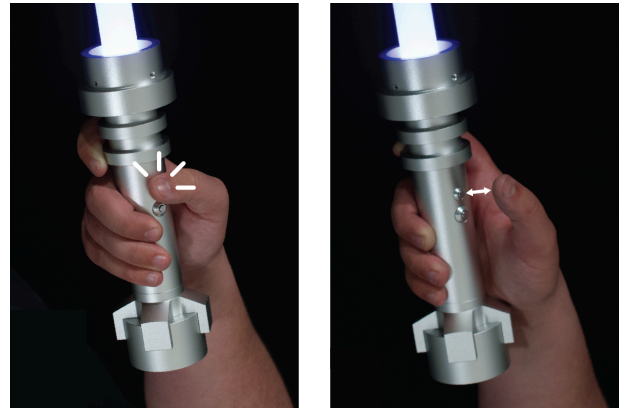
To change the blade effect

While on and pointed up, hold the bottom button and twist your wrist.



To turn the flash on contact ON/OFF

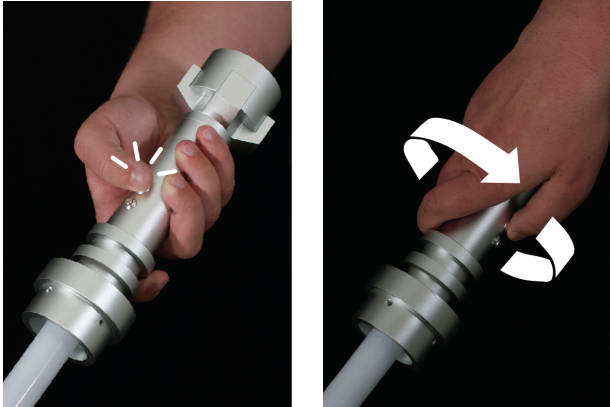
While on, hold top the button for 2 seconds and release.



BRICKSABER INSTRUCTIONS

To enable background music

While off and pointed down, hold the bottom button and twist your wrist.




To charge

Unscrew the bottom of the hilt and plug the cable into the USB-C port.



Initiate blaster deflection effect

While on, tap the bottom button.



Additional Notes & Disclaimers


Some features of the Bricksaber can be activated in multiple ways. These instructions provide one possible way to perform the actions.

When the charging cord is plugged in correctly, a noise will confirm the saber is charging, and a small light should turn on.

Some assembly is required. Insert the blade into the top of the saber hilt and use the allen wrench and small screws provided to secure the blade in place. Make sure the blade is secure before use.

Initiate clashing effect

While on, hold the bottom button for 2 seconds and release.



If the sound isn't working, remove the battery and reinstall it. In order to remove the battery, unscrew the bottom of the hilt, the two buttons and the small screw on the opposite side of the buttons. Once those are removed, slide the internal unit out of the hilt to access the battery. When the battery is installed correctly, the Bricksaber will beep.

Hard impact may result in the Bricksaber breaking. The consumer is responsible for any damage, breakage or injury that occurs while using this product.

WARNING: CHOKING HAZARD. Small parts. Not suitable for children under the age of 6.