

OSRAM



**EURO
SERIES**

INDOOR LIGHTING

**CATALOGUE
2019-2020**

Commercial lighting



Residential lighting



Indoor lighting



Outdoor lighting



Decorative lighting



Wireless Automation



WELCOME TO OUR WORLD



**We make light that makes you see, light that makes you look,
light that animates the world around you.**

We develop lighting solutions that enhance people's life, and therefore people's quality of life.
We bring our experience in light to the service of architects, interior and lighting designers,
realizing what is in their mind, creating a lighting scenography integrated in the architecture.
Using the right light in the right way to make architectural concepts stand out.


As a Professional lighting company,

We love to share our passion, creativity and dedication.
We focus on every detail to make your project successful.
Our aim is to inspire people all around the world.
We strive to be the best in all we do.

C COMPANY

P PROFILE

Innovation – it's what drives everything we do. ANKUR LIGHTING'S leadership begins with innovative products that provide high-efficiency performance coupled with super elegant design found within our product portfolio. With the first factory setup in 1979, Ankur Lighting has grown to manage Bigger, Better, State-Of-The-Art manufacturing unit with capacity to serve project of any size. ANKUR Lighting has a deep understanding of science behind lighting and provides a complete collection of indoor and outdoor lighting solutions for both commercial and decorative lighting range to match your application.



ANKUR LIGHTING has grown to manage Bigger, Better, State-Of-The-Art manufacturing unit with capacity to serve project of any size. ANKUR Lighting has a deep understanding of science behind lighting and provides a complete collection of indoor and outdoor lighting solutions for both commercial and decorative lighting range to match your application.

ANKUR LIGHTING has a large presence across India. From company owned stores to many Franchises and authorized dealers, ANKUR Lighting plans on making itself a neighborhood friendly lighting store to all its loyal customers. To locate the company presence conveniently, for more about us our website at www.ankurlighting.com

To compliment it all, ANKUR LIGHTING offers a world-class customer service. There exists a dedicated team of customer service professionals in the company whose only job is to make the customer's after-purchase experience stress-free. Simply send an email to allersales@ankurlighting.com and you'll have a response from our service professional within 48-hours – cannot get easier than that!

After all being said, in its 39 year and counting history, Ankur Lighting has a proven track record in lighting up homes and projects of millions of customer's, some of which include royalties like business tycoons, movie stars, top cabinet ministers and owners of the Fortune 500 companies in the world.



LIGHTING DESIGN



We are pleased to offer you the expertise we have built up in product development, lighting technology and planning in order to design and implement bespoke lighting concepts. Please get in touch with us and let us work out a tailor-made lighting concept for your project.

PRODUCT DESIGN AND TEST

We are passionate about the fascinating medium of light. The quintessence of all this resides in our aesthetic and functionally outstanding lighting solutions which can be perfectly integrated into all kinds of indoor and outdoor contexts. In a time of highly diverse requirements we offer the necessary process quality, flexibility and internationality to develop sustainable concepts that go far beyond short-lived trends. Efficiency in organization, resources in the field of Research and Development which seek their own kind, and extraordinary in-house vertical integration in manufacturing make it possible to create customized solutions and individual products in co-operation with architects and lighting designers. Be creative – See The Light.



design
manu
facturing
testing
execution
satisfaction

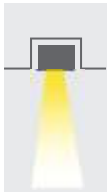


<< PRODUCT overview

Interior

Ceiling
Recessed

Downlights
Spotlights



01 Cool-85



01 Cool-120



07 Push-95



13 Leak-108



19 Sona-80



19 Sona-105



19 Sona-125



25 Labra-82



29 Value-85



29 Value-125



35 Nice-A



35 Nice-B



35 Nice-C



41 Square-A



41 Square-B



47 Focus-A



47 Focus-B



47 Focus-C



53 Tom-A



53 Tom-B



53 Tom-C



59 Gush-85



59 Gush-120



65 Well-100



65 Well-130



69 Wave-05R1



69 Wave-05R2



69 Wave-05C



75 Mini-A



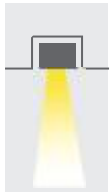
75 Mini-B

<< PRODUCT overview

Interior

Ceiling
Recessed

Downlights
Spotlights



75 Mini-C



75 Mini-D



81 Bath-A



81 Bath-3



87 Double



91 MiniTom




97 Rack-A1



97 Rack-A2



97 Rack-3



97 Rack-B2



97 Rack-C1



97 Rack-C2



103 Star-72



109 Deep-83



113 Bar-R1



113 Bar-R2



119 Uni-A



119 Uni-B



123 Face-90



127 Senior-40A



127 Senior-40B



127 Senior-40C



127 Senior-60A



127 Senior-60B



127 Senior-60C

<< PRODUCT overview

Interior

Surface Mounted

Ceilinglights
Tracklights



135 Bric-95A



135 Bric-95B



141 Bore-90



141 Bore-120



147 Top-A



147 Top-B



153 Cart-60C



153 Cont-60T



159 Cucco-80



165 Tube-80



171 Wing-CI



171 Wing-TI



171 Wing-C2



171 Wing-T2



177 Bottle-A



177 Bottle-B



183 45°-S



183 45°-M



183 45°-L



189 Shape-C



189 Shape-T



193 iPRO-60T1



193 iPRO-60T2



193 iPRO-60C



193 iPRO-60R



197 iPRO-75I



197 iPRO-75C



197 iPRO-75R



201 iPRO-100I



201 iPRO-100C



<< PRODUCT overview

Interior

Surface Mounted

Ceilinglights
Tracklights



201 iPRO-100R



205 iPRO-125T



205 iPRO-125C



205 iPRO-125R



209 V8-60C



209 V8-75C



209 V8-100C



209 V8-125C



215 Zoom-50C



215 Zoom-50R



215 Zoom-50T



215 Zoom-50P



221 Gu-en-A



221 Gu-en-B



225 Funnel-60T



225 Funnel-80T



231 Bee-60T1



231 Bee-60T2



231 Bee-60T3



237 Bell-62I



243 Ello-62I



247 Camera-T



251 Small-I



255 Eye-60T



255 Eye-75I



255 Eye-100T



255 Eye-125T



261 Win-60T



261 Win-76



267 Arm-40T

<< PRODUCT overview

Interior

Surface Mounted

**Ceilinglights
Tracklights**



267 Arm-40C



267 Arm-60T



267 Arm-60C



267 Arm-75T



267 Arm-75C



275 S1-I1



275 S1-I2

Interior

Surface Mounted

**Pendantlights
Walllights**



281 Nest-A



281 Nest-B



281 Nest-C



285 Harrib




289 Clean




293 ViVi-A



293 ViVi-B




299 Slim-27A



299 Slim-27B



299 Slim-85A



299 Slim-85B



305 Fold



309 Swamm



311 Moon



312 Bone




313 Cul



314 Half



315 ank



317 Pole-A



318 Pole-3

<< PRODUCT overview


Interior

Surface Mounted

Pendantlights
Walllights



319 Pole-C



320 Pole-D



321 Key-A



321 Key-B

Exterior

Surface Mounted

Floodlights
Lawnlights
Underground lights



325 Cast-65



325 Cast-80




325 Cast-100



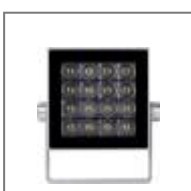
331 Look-70



331 Look-00



337 Fano-75



337 Fano-120



343 Post-A



343 Post-B



347 Fade-A



347 Fade-B



347 Fade-C




351 Smart-A



351 Smart-B



351 Smart-C



351 Smart-D

Cool



The timeless elegant led downlight cool excited by its simplicity and wide adaptability. With 30 different colored environments units is cool easily a variety of circumstances and gives each room a unique touch. With 4 to select the reflectors (16°, 24°, 36°, 58°) guarantees the quality led downlight best quality and accurate illumination for brilliant light accents.

Brilliance and design in its whole variety

The unique lighting technology with perfectly concealed reflectors in different surfaces and colors cool to become a true star in the world of led downlights. The toolless and modular luminaire assembly combined with the optimal thermal management, guarantee the highest reliability and longevity.



Design quality
in detail



Advanced
Lighting

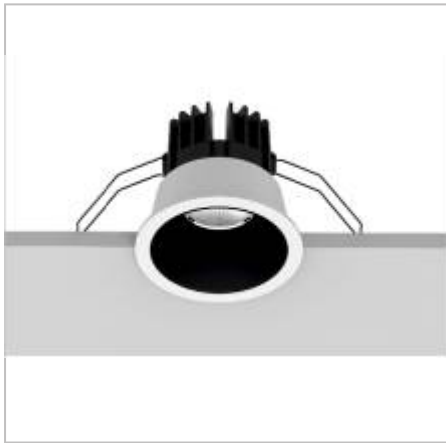
Versatile Design Options









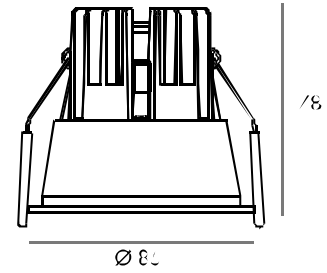


Cool-85 20121 LED 12W

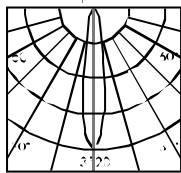
Material: aluminium
 Recess: Fixed
 Spot head adjustable

amp: COB 1x12W
 2700K 3000K 4000K
 CRI 83/90

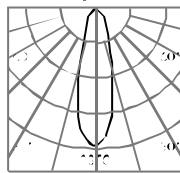
Reflector angle: 16° 25° 36° 58°
 AC220V ~50/60Hz
 Size: Ø85mm x 178mm
 Cutout: Ø75mm



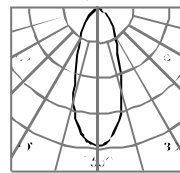
Available color:



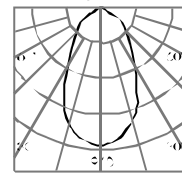
LED 12W 3000K 16°



LED 12W 3000K 25°



LED 12W 3000K 36°



LED 12W 3000K 58°

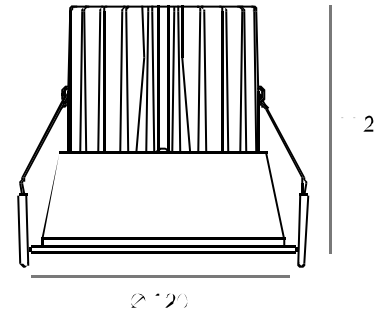


Cool-120 20141 LED 25W

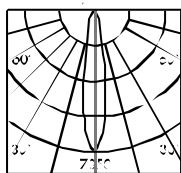
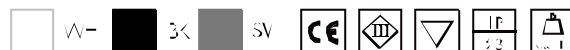
Material: aluminium
 Recess: Fixed
 Spot head adjustable

amp: COB 1x25W
 2700K 3000K 4000K
 CRI 80/90

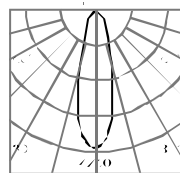
Reflector angle: 16° 25° 36°
 AC220V ~50/60Hz
 Size: Ø120mm x 112mm
 Cutout: Ø105mm



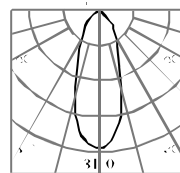
Available color:




LED 25W 3000K 16°



LED 25W 3000K 25°



LED 25W 3000K 36°



Push





This is a flexible adjustable lamp. The lamp can rhythmically slide up and down freely. Push down, total height 60mm, Push up, total height 80mm

Products in the process of pushing, there is a comfortable sense of rhythm. While sliding, show different visual effects and antiglare depth accordingly.







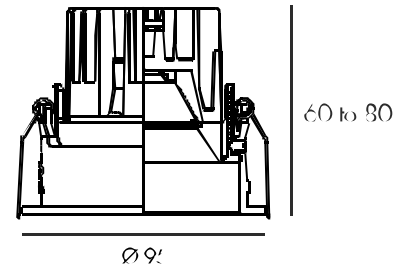


Push-95 20221 LED 12W

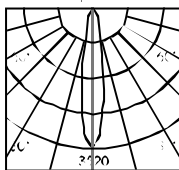
Material: aluminum
 Recess: Fixed
 Sub hood adjust: $\pm 25^\circ$

amp: COB 1x 12W
 2700K/3000K/4000K
 CRI: 8+/90

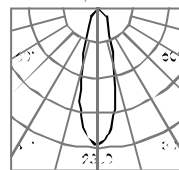
Reflectr angle: 10° 21° 30° 48°
 AC220 V-50/60 Hz
 Size: $\varnothing 75\text{mm}$ H: 60 to 80 mm
 Cut out: $\varnothing 88\text{mm}$



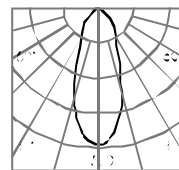
Available color:



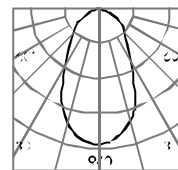
LED 12W 3000K 16°



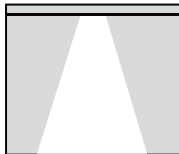
LED 12W 3000K 25°



LED 12W 5000K 30°



LED 12W 3000K 48°



Leak



Fixed lamp, light-milling surface with a layer of decorative luminous seam.


Improve the background brightness, beautify the decoration, reduce the visual brightness contrast.

The light has excellent color performance, and can effectively improve lighting quality of the space .

Lamps achieving both the roles of lighting and decoration. widely used in Home, Hotel, Clubs, Coffee Bar Shops, and all of the space need to be tasted are beautiful.









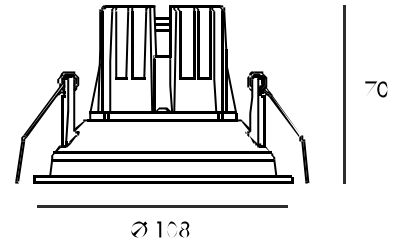


Leak-108 20321 LED 12W

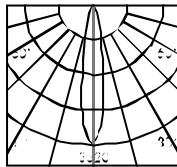
Material: aluminum
 Mounting: Fixed
 Switch: on/off (push button)

amp. COS: 1x 12W
 2700K / 3000K / 4000K
 CRI: 80 / 90

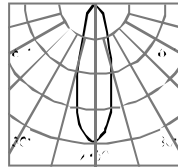
Reflector angle: 16° / 24° / 34° / 48°
 AC220 V ~ 50 / 60 Hz
 Size: Ø 108mm H: 70 mm
 Cutout Ø: 100 mm



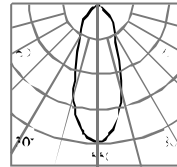
Available color:



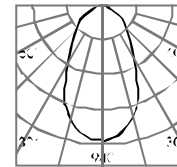
LED 12W 3000K 16°



LED 12W 3000K 24°



LED 12W 3000K 34°



LED 12W 3000K 48°



Sona



Adjustable, Concise, with a Classic black and white surface treatment, cut-off 30 degree, glare comfort cut-off 55 degree. The light is purely, free from glare, disability glare.

The light has excellent color performance, and can effectively improve lighting quality of the space .

Lamps achieving both the roles of lighting and decoration. widely used in home, hotel, Clubs, Coffee Bar, Shops, and all of the space need to be tasteful and beautiful.





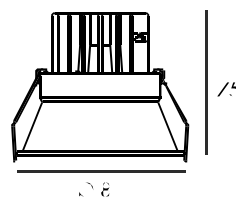




Sona-80 20411 LED 6W

Material: aluminum
 Fixing: fixed
 Spot head radius: $\approx 25^\circ$

Lamp: COB x 6W
 2700K/3000K/4000K
 CRI 80/90
 Reflector angle: 16°/25°/36°
 AC220V-50/60 Hz
 Size: $\varnothing 80 \text{ mm}$ H: 25 mm
 Cut out: $\varnothing 72 \text{ mm}$



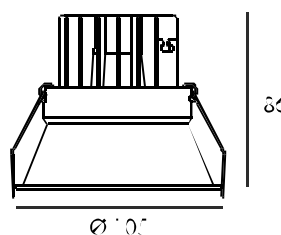
Available color:



Sona-105 20421 LED 12W

Material: aluminum
 Fixing: fixed
 Spot head radius: $\approx 25^\circ$

Lamp: COB x 12W
 2700K/3000K/4000K
 CRI 80/90
 Reflector angle: 16°/25°/36°/48°
 AC220V-50/60 Hz
 Size: $\varnothing 105 \text{ mm}$ H: 30 mm
 Cut out: $\varnothing 93 \text{ mm}$



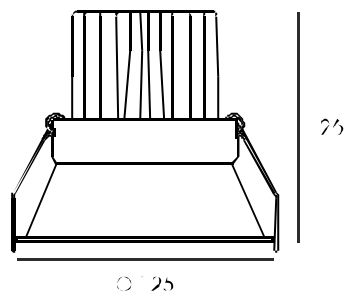
Available color:



Sona-125 20441 LED 25W

Material: aluminum
 Fixing: fixed
 Spot head radius: $\approx 25^\circ$

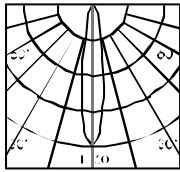
Lamp: COB 1x 25W
 2700K/3000K/4000K
 CRI 80/90
 Reflector angle: 6°/25°/36°
 AC220V-50/60 Hz
 Size: $\varnothing 125 \text{ mm}$ H: 120 mm
 Cut out: $\varnothing 112 \text{ mm}$



Available color:

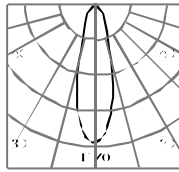


Sona-80 20411 LED 6W



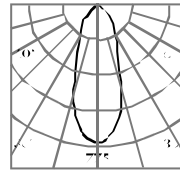
h	D	Ek
1	0,28	1700
2	0,56	425
3	0,84	188
4	1,12	106
5	1,4	58

LED 6W 3000K 16°




h	D	Ek
1	0,77	124
2	0,56	28
3	1,12	74
4	1,76	46
5	2,24	25

LED 6W 3000K 25°

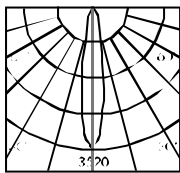


h	D	Ek
1	0,65	760
2	0,5	150
3	0,35	92
4	0,25	7
5	0,15	3

LED 6W 3000K 36°

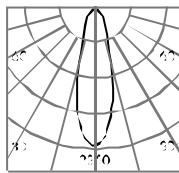


Sona-105 20421 LED 12W



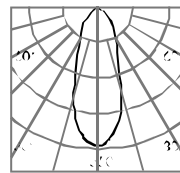
h	D	Ek
1	0,24	340
2	0,48	85
3	0,72	37
4	0,96	21
5	1,2	14

LED 12W 3000K 16°



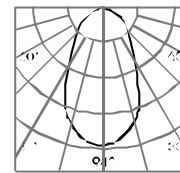
h	D	Ek
1	0,77	278
2	0,56	60
3	1,12	250
4	1,76	150
5	2,24	85

LED 12W 3000K 25°



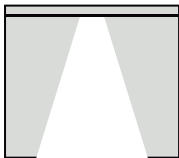
h	D	Ek
1	0,55	520
2	0,35	28
3	0,25	160
4	0,15	25
5	0,05	11

LED 12W 3000K 36°




h	D	Ek
1	1,11	930
2	2,22	230
3	3,33	85
4	4,44	58
5	5,55	3

LED 12W 3000K 56°

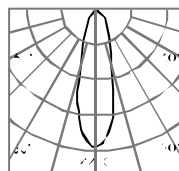


Sona-125 20441 LED 25W



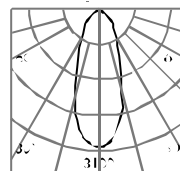
h	D	Ek
1	0,28	1060
2	0,56	265
3	0,84	118
4	1,12	68
5	1,4	38

LED 25W 3000K 16°



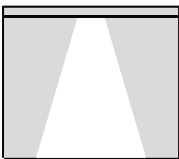
h	D	Ek
1	0,77	700
2	0,56	150
3	1,12	62
4	1,76	37
5	2,24	20

LED 25W 3000K 25°




h	D	Ek
1	0,65	1350
2	0,5	280
3	0,35	160
4	0,25	100
5	0,15	40

LED 25W 3000K 36°




Labra





Fixed, Sexy, Concise, with a classic
black and white surface treatment.

The light is very comfortable,
effectively enhance the level of decoration.



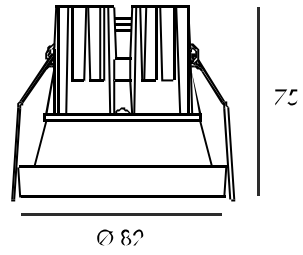


Labra-82 20521 LED 12W

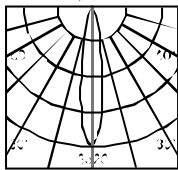
Material: aluminum
 Rotates: fixed
 Size: fixed adjust: fixed

lamp: COB x12W
 2700K/3000K/4000K
 CRI: 90

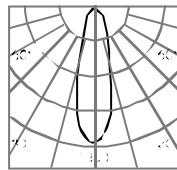
Reflector angle: 6° 25° 36° 58°
 AC220V~50/60Hz
 Size: Ø 82 mm H 75 mm
 Cutout: Ø 75 mm



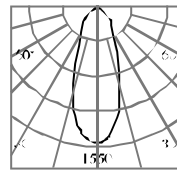
Available color:



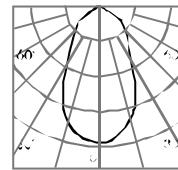
LED 12W 3000K 16°



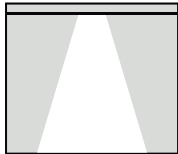
LED 12W 3000K 25°



LED 12W 3000K 36°



LED 12W 3000K 58°



Value



Fixed & Concise lamp, with a classic black and white surface treatment, cut-off 30 degree, glare comfort cut-off 55 degree.







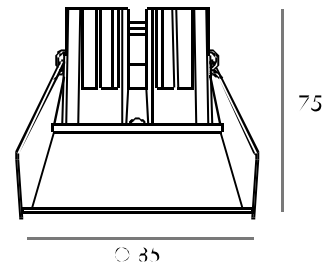




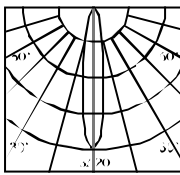
Value-85 20621 LED 12W

Material: aluminum
 Rotates: Fixed
 Sub-mount: adjustable

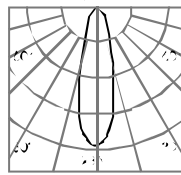
Lamp: COB 1x12W
 2700//3000K//4000K
 CRI:80/90
 Reflector angle: 16° 25° 36° 58°
 AC220V-50/60Hz
 Size: Ø 85 mm / 75 mm
 Cutout: Ø 75 mm



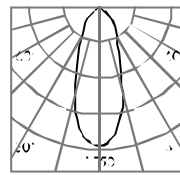
Available color:



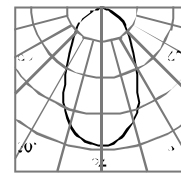
LED 12W 3000K 16°



LED 12W 3000K 25°



LED 12W 3000K 36°



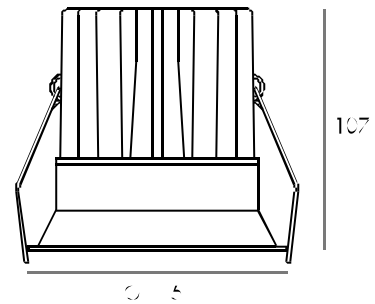
LED 12W 3000K 58°



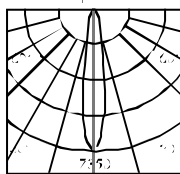
Value-125 20641 LED 25W

Material: aluminum
 Rotates: Fixed
 Sub-mount: adjustable

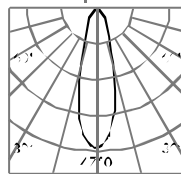
Lamp: COB 1x25W
 2700//3000K//4000K
 CRI:80/90
 Reflector angle: 16° 25° 36°
 AC220V-50/60Hz
 Size: Ø 125 mm / 107 mm
 Cutout: Ø 108 mm



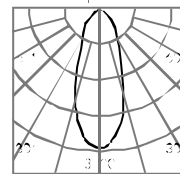
Available color:




LED 25W 3000K 16°



LED 25W 3000K 25°



LED 25W 3000K 36°



Nice



Full range adjustable, circular & single, compact & delicate.
With a classic black and white surface treatment.
Horizontal rotation of 355° and Vertical direction can be rotated $\perp 25^\circ$

High precision design, better fit into the decoration, effectively prevent glare. The light has excellent color performance, and can effectively improve lighting quality of the space.



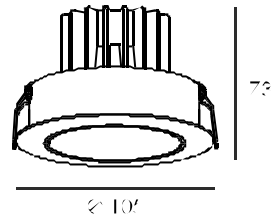






Nice-A 20721 LED 12W

Material: aluminum
 Reflector: 35.5°
 Spotlight adjust: ±25°
 Lamp: COB 1x12W
 2700K/3000K/4000K
 CRI 80/90
 Reflector angle: 15°/25°/35°
 AC220V ~50/60Hz
 Size: L: 65 mm H: 17/3 mm
 Cutout: Ø 55 mm

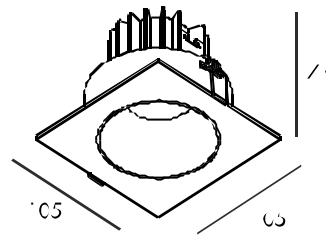


Available color:



Nice-B 20821 LED 12W

Material: aluminum
 Reflector: 35.5°
 Spotlight adjust: ±25°
 Lamp: COB 1x12W
 2700K/3000K/4000K
 CRI 80/90
 Reflector angle: 15°/25°/35°/38°
 AC220V ~50/60Hz
 Size: L: 65 mm W: 65 mm H: 17/3 mm
 Cutout: L: 59mm W: 59 mm

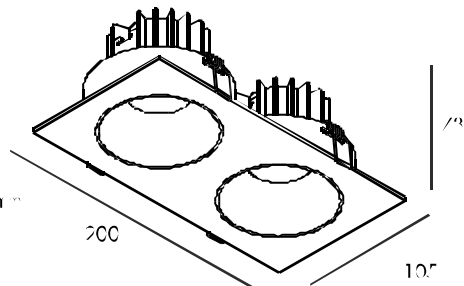


Available color:



Nice-C 20822 LED 2x12W

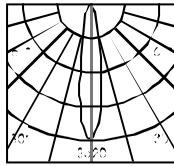
Material: aluminum
 Reflector: 35.5°
 Spotlight adjust: ±25°
 Lamp: COB 2x12W
 2700K/3000K/4000K
 CRI 80/90
 Reflector angle: 15°/25°/35°
 AC220V ~50/60Hz
 Size: L: 200 mm W: 105 mm H: 17/3 mm
 Cutout: L: 190mm W: 95 mm



Available color:

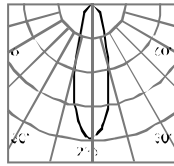


Nice-A/B 20721/20821 LED 12W



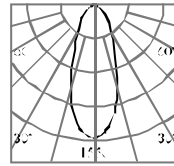
h (m)	r (m)
1	0.28 110°
2	0.56 89°
3	0.84 67°
4	1.12 51°
5	1.40 38°

LED 12W 3000K 16°



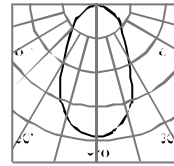
h (m)	r (m)
1	0.42 124°
2	0.84 97°
3	1.26 70°
4	1.68 50°
5	2.10 36°

LED 12W 3000K 25°




h (m)	r (m)
1	0.52 152°
2	1.04 117°
3	1.56 85°
4	2.08 64°
5	2.60 48°

LED 12W 3000K 36°

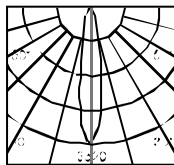


h (m)	r (m)
1	0.63 180°
2	1.26 135°
3	1.89 101°
4	2.52 76°
5	3.15 57°

LED 12W 3000K 48°

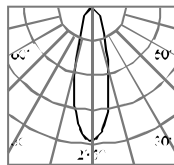


Nice-C 20822 LED 2x12W



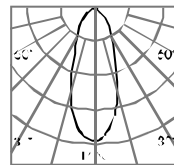
h (m)	r (m)
1	0.28 110°
2	0.56 89°
3	0.84 67°
4	1.12 51°
5	1.40 38°

LED 12W 3000K 16°



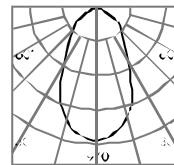
h (m)	r (m)
1	0.42 124°
2	0.84 97°
3	1.26 70°
4	1.68 50°
5	2.10 36°

LED 12W 3000K 25°



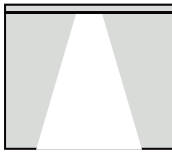
h (m)	r (m)
1	0.52 152°
2	1.04 117°
3	1.56 85°
4	2.08 64°
5	2.60 48°

LED 12W 3000K 36°



h (m)	r (m)
1	0.63 180°
2	1.26 135°
3	1.89 101°
4	2.52 76°
5	3.15 57°

LED 2W 3000K 48°



Square






Exquisite & no glare, square & single, compact & delicate.

High precision design, better fit into the decoration, effectively prevent glare. The light has excellent color performance, and can effectively improve lighting quality of the space.



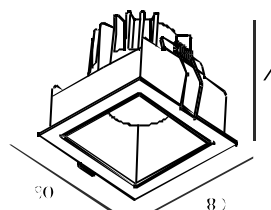




Square-A 20921 LED 12W

Material: aluminum
 Torates: fixed
 So. Thread: dust-free

emp. COB: 12W
 2700K/3000K/4000K
 CRI: 80/90
 Reflector angle: 6°/25°/30°/48°
 AC220V-50/60Hz
 Size: L:80mm W:80mm H:75mm
 Cut out: L:74mm W:74mm



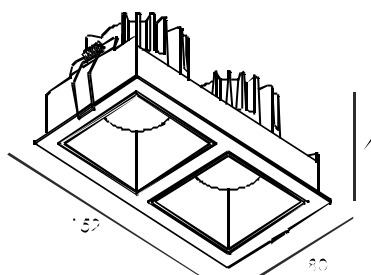
Available color:



Square-B 20922 LED 2x12W

Material: aluminum
 Torates: fixed
 So. Thread: dust-free

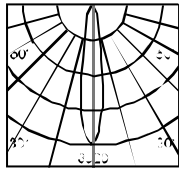
emp. COB: 2x12W
 2700K/3000K/4000K
 CRI: 80/90
 Reflector angle: 12°/25°/30°/48°
 AC220V-50/60Hz
 Size: L:152mm W:80mm H:75mm
 Cut out: L:146mm W:74mm



Available color:

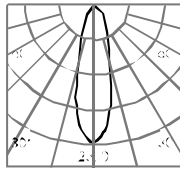


Square-A 20921 LED 12W



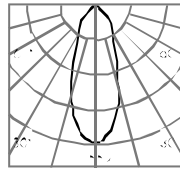
Beam Angle (°)	Intensity
0	1.028
16	0.50
32	0.24
48	0.15
64	0.10

LED 12W 3000K 16°



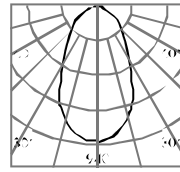
Beam Angle (°)	Intensity
0	1.047
25	0.68
50	0.32
75	0.20
100	0.14

LED 12W 3000K 25°



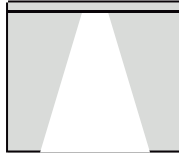
Beam Angle (°)	Intensity
0	1.045
35	0.70
70	0.35
105	0.22
140	0.15

LED 12W 3000K 35°

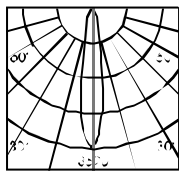


Beam Angle (°)	Intensity
0	1.045
50	0.70
100	0.35
150	0.22
200	0.15

LED 12W 3000K 50°

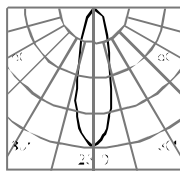


Square-B 20922 LED 2x12W



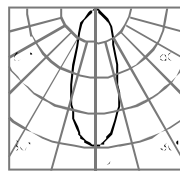
Beam Angle (°)	Intensity
0	1.028
16	0.50
32	0.24
48	0.15
64	0.10

LED 24W 3000K 16°



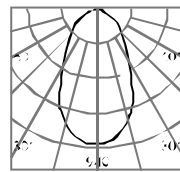
Beam Angle (°)	Intensity
0	1.047
25	0.68
50	0.32
75	0.20
100	0.14

LED 24W 3000K 25°



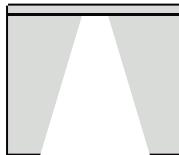
Beam Angle (°)	Intensity
0	1.045
35	0.70
70	0.35
105	0.22
140	0.15

LED 24W 3000K 35°



Beam Angle (°)	Intensity
0	1.045
50	0.70
100	0.35
150	0.22
200	0.15

LED 24W 3000K 50°




Focus






Adjustable lamp, circular & single light-emitting surface without glare, super small irradiation angle, flexible rotating inner cylinder angle.

High precision design, better fit into the decoration, effectively prevent glare. The light has excellent color performance, and can effectively improve lighting quality of the space .



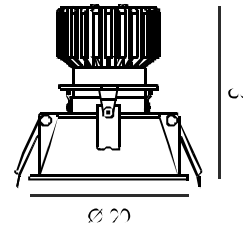




Focus-A 21021 LED 12W

Material: aluminum
 Beams: $\pm 25^\circ$
 Spot beam adjust: $\pm 25^\circ$

Lamp: COB $1 \times 2W$
 2700K/3000K/4000K
 CRI 80/90
 Reflector angle: 16° 25° 36° 58°
 AC220V-50/60 Hz
 Size: $\varnothing 90mm$ H: $22mm$
 Cutout: $\varnothing 84mm$



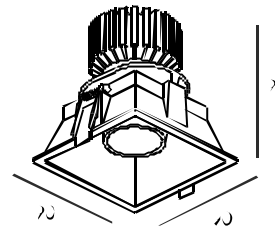
Available color:



Focus-B 21121 LED 12W

Material: aluminum
 Beams: $\pm 25^\circ$
 Spot beam adjust: $\pm 25^\circ$

Lamp: COB $1 \times 2W$
 2700K/3000K/4000K
 CRI 80/90
 Reflector angle: 16° 25° 36° 58°
 AC220V-50/60 Hz
 Size: $115mm$ W, $70mm$ H, $22mm$
 Cutout: $84mm$ W, $84mm$



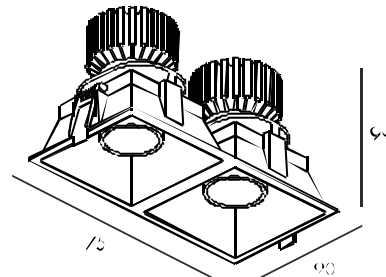
Available color:



Focus-C 21122 LED 2x12W

Material: aluminum
 Beams: $\pm 25^\circ$
 Spot beam adjust: $\pm 25^\circ$

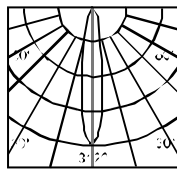
Lamp: COB $2 \times 12W$
 2700K/3000K/4000K
 CRI 80/90
 Reflector angle: 16° 25° 36° 58°
 AC220V-50/60 Hz
 Size: $115mm$ W, $90mm$ H, $22mm$
 Cutout: $165mm$ W, $84mm$



Available color:

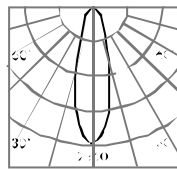


Focus-A/B 21021/21121 IFD 12W



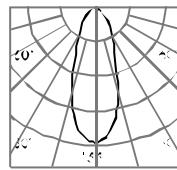
H (°)	D (m)	Flux (lm)
1	0.65	320
2	1.30	640
3	1.95	960
4	2.60	1280
5	3.25	1600

IFD 12W 3000K 10°



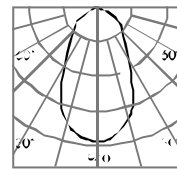
H (°)	D (m)	Flux (lm)
1	0.65	320
2	1.30	640
3	1.95	960
4	2.60	1280
5	3.25	1600

IFD 12W 3000K 25°



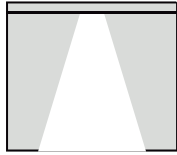
H (°)	D (m)	Flux (lm)
1	0.65	320
2	1.30	640
3	1.95	960
4	2.60	1280
5	3.25	1600

IFD 12W 3000K 35°

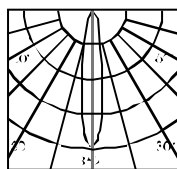


H (°)	D (m)	Flux (lm)
1	0.65	320
2	1.30	640
3	1.95	960
4	2.60	1280
5	3.25	1600

IFD 12W 3000K 55°

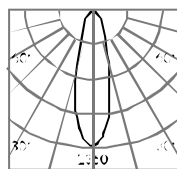


Focus-C 21122 LED 2x12W



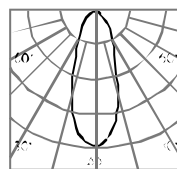
H (°)	D (m)	Flux (lm)
1	0.65	320
2	1.30	640
3	1.95	960
4	2.60	1280
5	3.25	1600

IFD 12W 3000K 10°



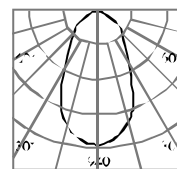
H (°)	D (m)	Flux (lm)
1	0.65	320
2	1.30	640
3	1.95	960
4	2.60	1280
5	3.25	1600

IFD 12W 3000K 25°



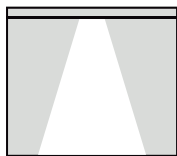
H (°)	D (m)	Flux (lm)
1	0.65	320
2	1.30	640
3	1.95	960
4	2.60	1280
5	3.25	1600

IFD 12W 3000K 35°



H (°)	D (m)	Flux (lm)
1	0.65	320
2	1.30	640
3	1.95	960
4	2.60	1280
5	3.25	1600

IFD 12W 3000K 55°



Tom






Fixed lamp, circular & single light-emitting surface without glare, super small irradiation angle, flexible rotating inner cylinder angle.

High precision design, better fit into the decoration, effectively prevent glare. The light has excellent color performance, and can effectively improve lighting quality of the space .



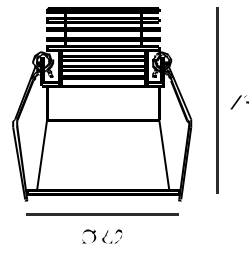




Tom-A 21211 LED 6W

Material: aluminium
 Fixtures: fixed
 Spot head adjust: fixed

Lamp: COB 1x 6W
 2700K/3000K/4000K
 CRI 80/90
 Reflector angle: 10°/20°/30°
 AC220V~50/60Hz
 Size: Ø 62 mm x H 73 mm
 Cut out: Ø 55 mm



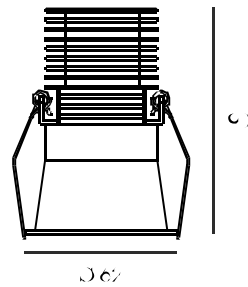
Available color:



Tom-B 21211 LED 9W

Material: aluminium
 Fixtures: fixed
 Spot head adjust: fixed

Lamp: COB 1x 9W
 2700K/3000K/4000K
 CRI 80/90
 Reflector angle: 20°/40°/58°
 AC220V~50/60Hz
 Size: Ø 62 mm x H 70 mm
 Cut out: Ø 55 mm



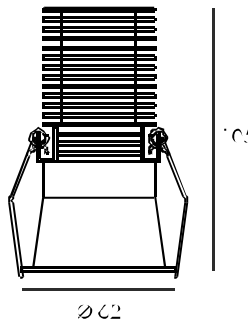
Available color:



Tom-C 21221 LED 12W

Material: aluminium
 Fixtures: fixed
 Spot head adjust: fixed

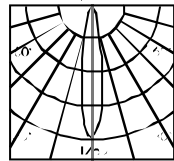
Lamp: COB 1x 12W
 2700K/3000K/4000K
 CRI 80/90
 Reflector angle: 20°/40°/58°
 AC220V~50/60Hz
 Size: Ø 62 mm x H 105 mm
 Cut out: Ø 55 mm



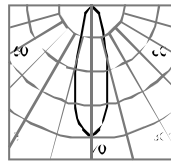
Available color:



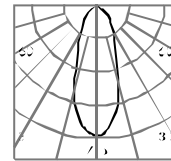
Tom-A 21211 LED 6W



LED 6W 3000K 30°



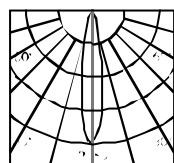
LED 6W 3000K 25°



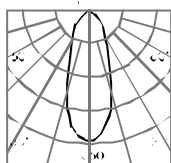
LED 6W 3000K 35°



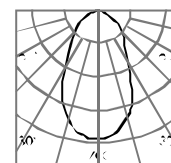
Tom-B 21211 LED 9W




LED 9W 3000K 30°



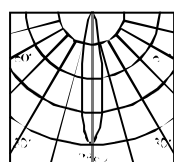
LED 9W 3000K 25°



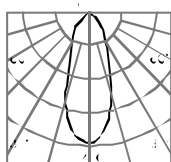
LED 9W 3000K 35°



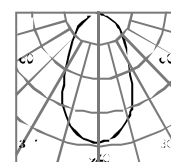
Tom-C 21221 LED 12W




LED 12W 3000K 30°



LED 12W 3000K 25°



LED 12W 3000K 35°



Style-R

Style-S



Tom Accessory Options

Gush






Fixed, compact & delicate. With a classic black and white surface treatment.

High precision design, perfect fit into the decoration, effectively prevent glare.

The light has excellent color performance and can effectively improve lighting quality of the space.





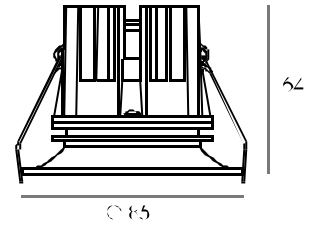




Gush-85 21321 LED 12W

Material: Aluminium
 Type: Fixed
 Section: Adjustable - Fixed

Power: COP: 15 12W
 2700K/3000K/4000K
 CRI: 80/90
 Reflector angle: 6° 20° 30° 48°
 AC220V-50/60Hz
 Size: Ø 85 mm / 54 mm
 Cutout: Ø 76 mm



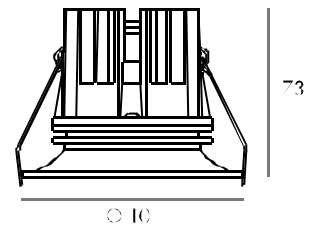
Available color:



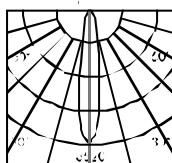
Gush-100 21321 LED 12W

Material: Aluminium
 Type: Fixed
 Section: Adjustable - Fixed


Power: COP: 15 12W
 2700K/3000K/4000K
 CRI: 80/90
 Reflector angle: 6° 20° 30° 48°
 AC220V-50/60Hz
 Size: Ø 100 mm / 73 mm
 Cutout: Ø 92 mm



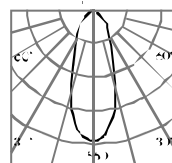
Available color:



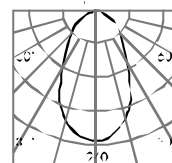
FD 12W 3000K 20°



FD 12W 3000K 25°



FD 12W 3000K 35°



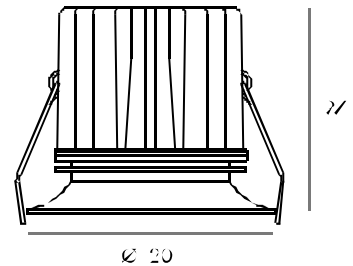
FD 12W 3000K 58°



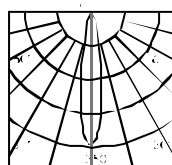
Gush-120 21341 LED 25W

Material: Aluminium
 Type: Fixed
 Section: Adjustable - Fixed

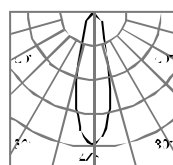
Power: COP: 15 25W
 2700K/3000K/4000K
 CRI: 80/90
 Reflector angle: 6° 20° 30°
 AC220V-50/60Hz
 Size: Ø 120 mm / 112 mm
 Cutout: Ø 110 mm



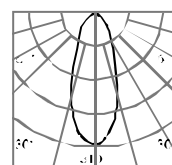
Available color:



FD 25W 3000K 15°





FD 25W 3000K 25°



LD 25W 3000K 30°

Well





Adjustable, compact & delicate.
With a classic black and white surface treatment.
Vertical direction can be rotated $+25^{\circ}$

High precision design, better fit into the decoration,
effectively prevent glare. The light has excellent color
performance, and can effectively improve lighting quality
of the space.

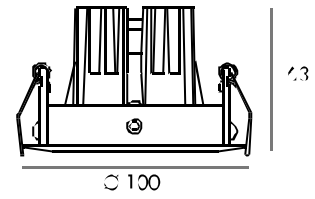





Well-100 21421 LED 12W

Material: aluminum
 Finish: White
 Spotlight adjust: ±25°

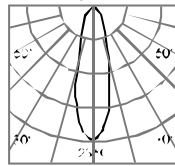
Lamp: COB 1x12W
 2700K/3000K/4000K
 CRI80/90
 Beam angle: 16°/25°/35°/58°
 AC220V-50/60Hz
 Size: Ø100mm H:68mm
 Cut out: Ø95mm



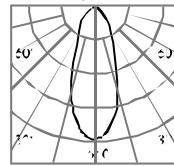
Available color:



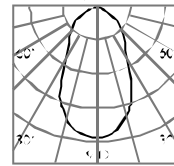
LED 12W 3000K 16°



LED 12W 3000K 25°



LED 12W 3000K 35°



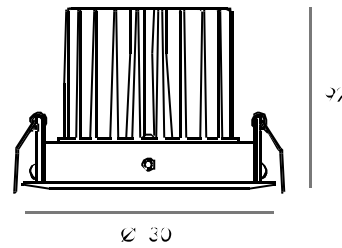
LED 12W 3000K 58°



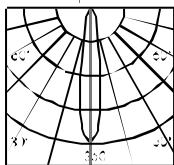
Well-130 21441 IFD 25W

Material: aluminum
 Finish: Black
 Spotlight adjust: ±25°

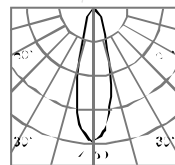
Lamp: COB 1x25W
 2700K/3000K/4000K
 CRI80/90
 Beam angle: 16°/25°/35°
 AC220V-50/60Hz
 Size: Ø130mm H:72mm
 Cut out: Ø125mm



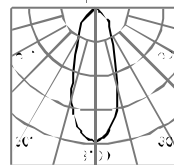
Available color:



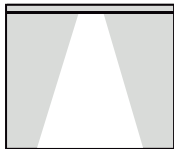
LED 25W 3000K 16°





LED 25W 3000K 25°



LED 25W 3000K 35°



Wave






light-emitting surface without glare, precise irradiation, super small angle, flexible rotating inner cylinder angle.

When light on the light source was hidden back from our view the lamp can be seen only. Its can prevent damage to the eyes. No ray of light emitted (black) or reflected (yellow) strikes the raster, meaning that no visible point of the optical array reflects the light.







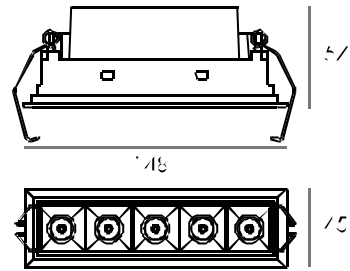
Wave-05R1 21521 LED 10W

Material: aluminum
 Poles: Fixed
 Spots: adjustable: Fixed

Chip: High-power 5x2W
 2700K/3000K/4000K
 CRI 80/90

Reflector angle: 15°/30°/45°
 AC220V-50/60Hz
 Size: L:148mm W:45mm H:57mm
 Cutout: L:72mm W:40mm

Available color:



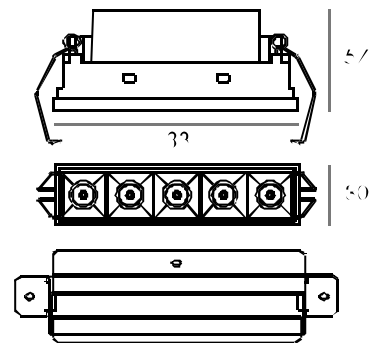
Wave-05R2 21521 LED 10W NO TRIM

Material: aluminum
 Poles: Fixed
 Spots: adjustable: Fixed

Chip: High-power 5x2W
 2700K/3000K/4000K
 CRI 80/90

Reflector angle: 15°/30°/45°
 AC220V-50/60Hz
 Size: L:133mm W:30mm H:57mm
 Cutout: L:42mm W:40mm

Available color:



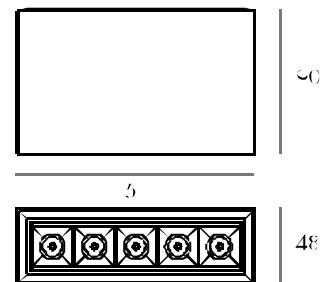
Wave-05C 21521 LED 10W

Material: aluminum
 Poles: Fixed
 Spots: adjustable: Fixed

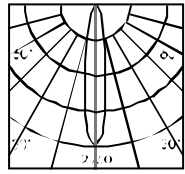
Chip: High-power 5x2W
 2700K/3000K/4000K
 CRI 80/90

Reflector angle: 15°/30°/45°
 AC220V-50/60Hz
 Size: L:157mm W:73mm H:90mm

Available color:

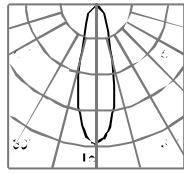


Wave-05R1 21521 LED 10W



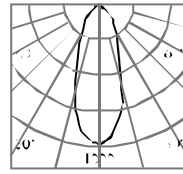
(h)	(r)	(d)
1	0.25	2330
2	0.52	472
3	0.8	360
4	1.07	178
5	1.36	114

LED 10W 3000K 5°




(h)	(r)	(d)
1	0.75	1750
2	1.5	350
3	2.25	165
4	3.0	95
5	3.75	60

LED 10W 3000K 30°

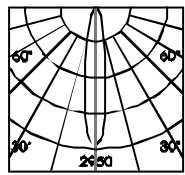


(h)	(r)	(d)
1	0.5	920
2	1.0	227
3	1.5	103
4	2.0	59
5	2.5	38

LED 10W 3000K 45°

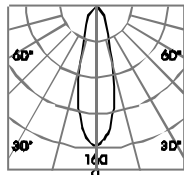


Wave-05R2 21521 LED 10W



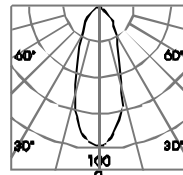
(h)	(r)	(d)
1	0.25	2330
2	0.52	472
3	0.8	360
4	1.07	178
5	1.36	114

LED 10W 3000K 15°




(h)	(r)	(d)
1	0.75	1750
2	1.5	350
3	2.25	165
4	3.0	95
5	3.75	60

LED 10W 3000K 30°

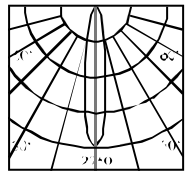


(h)	(r)	(d)
1	0.5	920
2	1.0	227
3	1.5	103
4	2.0	59
5	2.5	38

LED 10W 3000K 45°

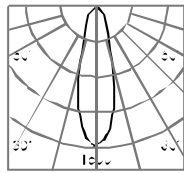


Wave-05C 21521 LED 10W



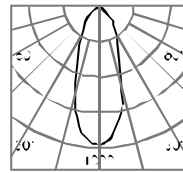
(h)	(r)	(d)
1	0.25	2330
2	0.52	472
3	0.8	360
4	1.07	178
5	1.36	114

LED 10W 3000K 5°



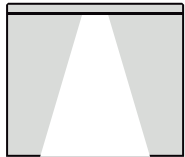
(h)	(r)	(d)
1	0.75	1750
2	1.5	350
3	2.25	165
4	3.0	95
5	3.75	60

LED 10W 3000K 30°



(h)	(r)	(d)
1	0.5	920
2	1.0	227
3	1.5	103
4	2.0	59
5	2.5	38

LED 10W 3000K 45°



Mini





Series, Exquisite, Fixed & Adjustable,
with thin & thick, square & round cover.

Improve the background brightness, beautify the
decoration, reduce the visual brightness
contrast.



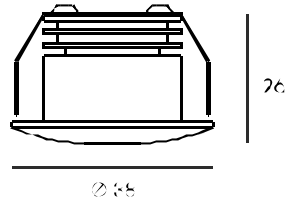




Mini-A1 21601 LED 2W

Material: aluminium
Reflector: Fixed
Spot head adjust: Fixed

Lamp: High power 1x2W
2700K/3000K/4000K
CRI 80/90
Reflector angle: 10°/20°/30°
AC220V ~50/60Hz
Size: Ø 38 mm H: 26 mm
Cutout: Ø 32 mm



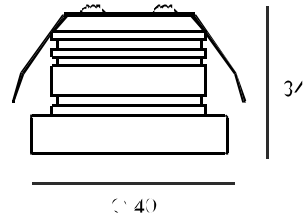
Available color:



Mini-B1 21601 LED 3W

Material: aluminium
Reflector: Fixed
Spot head adjust: Fixed

Lamp: High power 1x3W
2700K/3000K/4000K
CRI 80/90
Reflector angle: 10°/25°/40°/60°
AC220V ~50/60Hz
Size: Ø 40 mm H: 34 mm
Cutout: Ø 36 mm



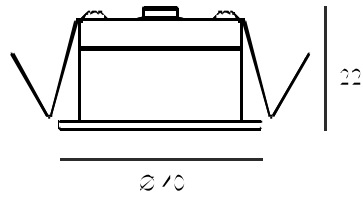
Available color:



Mini-C1 21601 LED 2W

Material: aluminium
Reflector: Fixed
Spot head adjust: Fixed

Lamp: High power 1x2W
2700K/3000K/4000K
CRI 80/90
Reflector angle: 0°/20°/30°
AC220V ~50/60Hz
Size: Ø 40 mm H: 32 mm
Cutout: Ø 36 mm



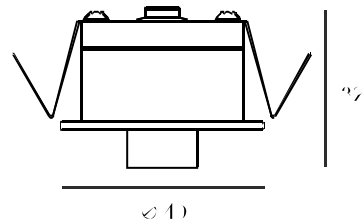
Available color:



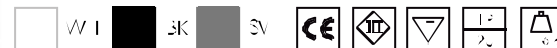
Mini-D1 21601 LED 2W

Material: aluminium
Reflector: Fixed
Spot head adjust: Fixed

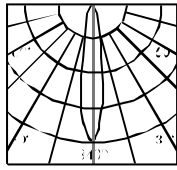
Lamp: High power 1x2W
2700K/3000K/4000K
CRI 80/90
Reflector angle: 10°/20°/30°
AC220V ~50/60Hz
Size: Ø 40 mm H: 32 mm
Cutout: Ø 36 mm



Available color:

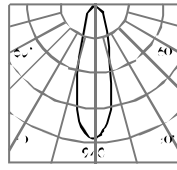
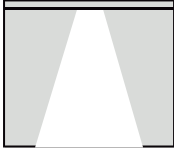


Mini-A1 21601 LED 2W



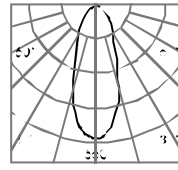
Beam Angle	Beam Diameter (mm)
10°	30
30°	100
60°	300

LED 2W 3000K 10°



Beam Angle	Beam Diameter (mm)
20°	60
60°	180
90°	540

LED 2W 3000K 20°



Beam Angle	Beam Diameter (mm)
30°	90
90°	270
120°	810

LED 2W 3000K 30°

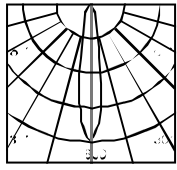
Mini ACCESSORY OPTIONS

Mini-A2



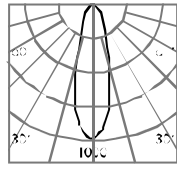
38 x 38

Mini-B1 21601 LED 3W



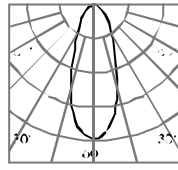
Beam Angle	Beam Diameter (mm)
10°	30
30°	100
60°	300

LED 3W 3000K 10°



Beam Angle	Beam Diameter (mm)
20°	60
60°	180
90°	540

LED 3W 3000K 20°



Beam Angle	Beam Diameter (mm)
30°	90
90°	270
120°	810

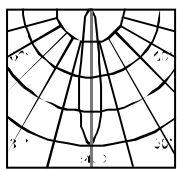
LED 3W 3000K 30°

Mini-B2



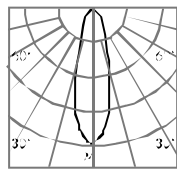
41 x 41

Mini-C1 21601 LED 2W



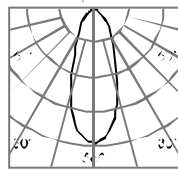
Beam Angle	Beam Diameter (mm)
10°	30
30°	100
60°	300

LED 2W 3000K 10°



Beam Angle	Beam Diameter (mm)
20°	60
60°	180
90°	540

LED 2W 3000K 20°



Beam Angle	Beam Diameter (mm)
30°	90
90°	270
120°	810

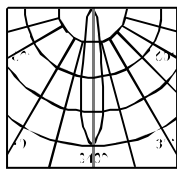
LED 2W 3000K 30°

Mini-C2



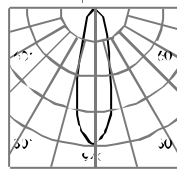
40 x 40

Mini-D1 21601 LED 2W



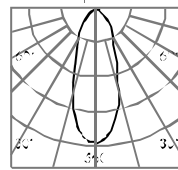
Beam Angle	Beam Diameter (mm)
10°	30
30°	100
60°	300

LED 2W 3000K 10°



Beam Angle	Beam Diameter (mm)
20°	60
60°	180
90°	540

LED 2W 3000K 20°



Beam Angle	Beam Diameter (mm)
30°	90
90°	270
120°	810

LED 2W 3000K 30°


Mini-D2



40 x 40

Bath







Compact design, reliable, solid materials, small and exquisite. High decoration, high protection, high weather proof ability.

Used in bathroom, swimming pool or any other place can prevent water and fog.

Can recessed in the ceiling, pool, use high quality and pure materials with aluminium alloy, precision machine manufacture.







Protect IP65 below the room ceiling by safety glass and covering frame of stainless steel against moisture and dust. The downlights are held in the ceiling gap by two stainless steel springs.

The tool-free connection of light heads by using the 3- or 6-hole distributor ensures the need for the series connection of operation of lamps.

If the distances between the individual points of light are scheduled larger, the distance is bridged by means 2m extension line, which are equipped with plug connectors.

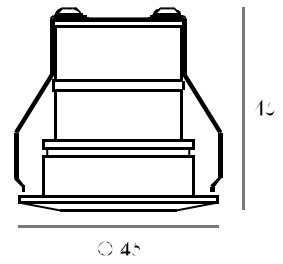
Cover: Stainless steel with hardened, transparent safety glass.



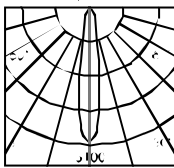
Bath-A 21701 LED 3W

Material: aluminum
 Fixtures: fixed
 Surface: polished, fixed

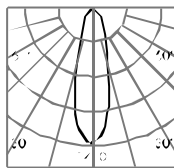
Lamp: High power LED 3W
 2700K, 3000K, 4000K
 CRI 80/90
 Reflector angle: 10° / 20° / 40°
 AC220V-50/60Hz
 Size: Ø 45 mm, H 45 mm
 Cable Ø 4 mm



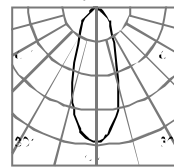
Available color:



LED 3W 3000K 0°



LED 3W 3000K 20°



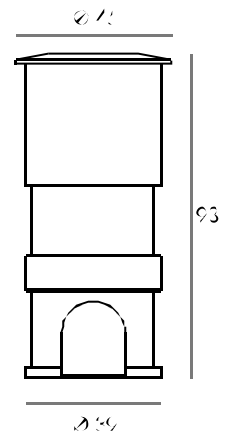
LED 3W 3000K 40°



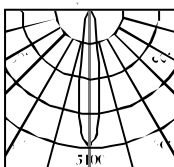
Bath-B 21701 LED 3W

Material: aluminum
 Fixtures: fixed
 Surface: polished, fixed

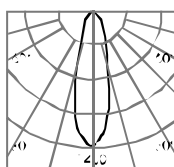
Lamp: High power LED 3W
 2700K, 3000K, 4000K
 CRI 80/90
 Reflector angle: 10° / 20° / 40°
 AC220V-50/60Hz
 Size: Ø 75 mm, H: 93 mm
 Cable Ø 3 mm



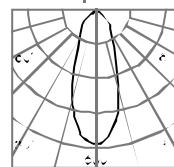
Available color:




LED 3W 3000K 0°



LED 3W 3000K 20°



LED 3W 3000K 40°



Double





Fixed lamp, Light-emitting surface with a layer of decorative luminous seam.

The light has excellent color performance, and can effectively improve lighting quality of the space.

Lamps achieving both the roles of illuminate and decoration.

Widely used in Home, Hotel, Clubs, coffee bar, shops and all of the space need to be tasted and decorated.

The back light ring can be colorful, and can improve the vision beautiful scenery.

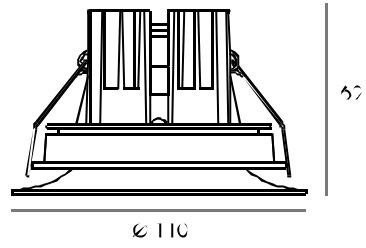




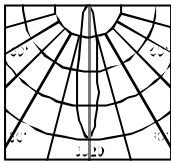
Double 21821 LED 12W

Material: Aluminium
 Rotation: Fixed
 Spotlight adjust: Fixed

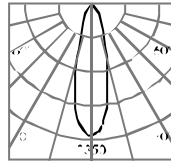
Lamp: COB 1x 12W
 2700K/3000K/4000K
 CRI 80-90
 Reflector angle: 10° 25° 35° 50°
 AC220V~50/60Hz
 Size: Ø 110 mm H: 69mm
 Cutout Ø 70 mm



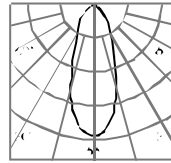
Available color:



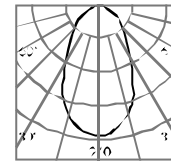
ILD 12W 3000K 10°



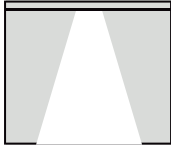
FD 12W 3000K 25°




IFD 12W 3000K 35°



-D 12W 3000K 50°



Mini-Tom







Exquisite Multicolor Small lovely

The light has excellent color performance, and can effectively improve lighting quality of the space .

Lamps achieving both the roles of lighting and decoration. Widely used in Home, Hotel, Clubs ,shops and all of the space need to be beauty,decorated.can widely used in jewellery ,luxury shooper exhibition stand. Can improve the space spaciousness extensity , the goods quality classic and the color saturability.







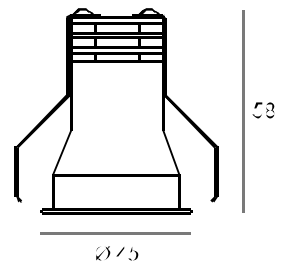


MiriTom-45 21901 LED 3W

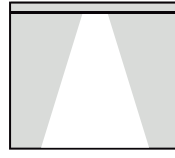
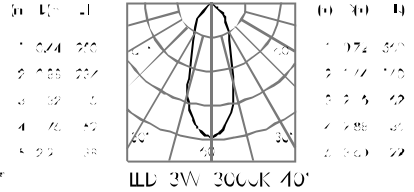
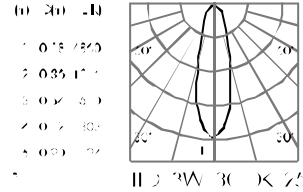
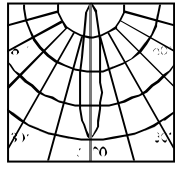
Material: aluminum
 Base: fixed
 Spot head: adjustable

app. max. power: 3W
 2700K/3000K/4000K
 CRI 80/90

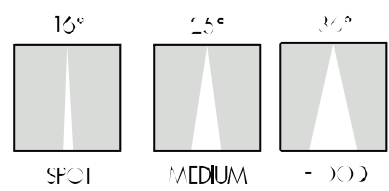
reflector angle: 0°/25°/40°
 /C220V-50/60Hz
 Size: \varnothing 40 mm x 58 mm
 Cutout: \varnothing 40 mm



Available colors:



Rack





High flexibility, Complete Serialization

A very complete embedded grille lamp series, with single lamp, double lamps, triple lamps, series is divided with frame and frameless of the two specifications, all products easy to use. Changing the angle, can automatically adapt to various lighting scenarios. Add flexibility to the design, Can improve the space spaciousness extensively, the goods quality classic and the color saturation.





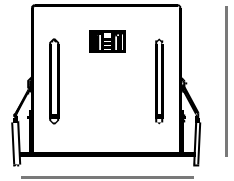


Rack-A1 22021 LED 12W

Material: aluminum
 Reflex: $\pm 25^\circ$
 Soft head radius: 125 mm

Lamp: COB 1x12W
 2700K/3000K/4000K
 CRI 80/90

Reflector angle: 15°/24°/35°
 AC220V 50/60Hz
 Size: L:116mm W:116mm H:100mm
 Cut out: $\varnothing 87mm$ W:118mm



116 x 116

Available color:

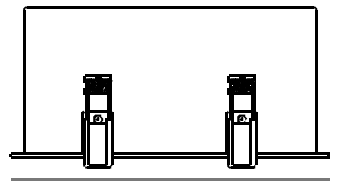


Rack-B1 22022 LED 2x12W

Material: aluminum
 Reflex: $\pm 25^\circ$
 Soft head radius: $\pm 25^\circ$

Lamp: COB 2x12W
 2700K/3000K/4000K
 CRI 80/90

Reflector angle: 15°/24°/35°
 AC220V 50/60Hz
 Size: L:212mm W:116mm H:100mm
 Cut out: $\varnothing 104mm$ W:118mm



212 x 116

Available color:

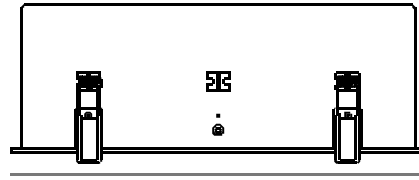


Rack-C1 22023 LED 3x12W

Material: aluminum
 Reflex: $\pm 25^\circ$
 Soft head radius: $\pm 25^\circ$

Lamp: COB 3x12W
 2700K/3000K/4000K
 CRI 80/90

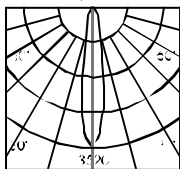
Reflector angle: 15°/24°/35°
 AC220V 50/60Hz
 Size: L:303mm W:116mm H:100mm
 Cut out: $\varnothing 130mm$ W:118mm



100

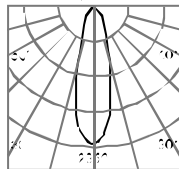
303 x 116

Available color:



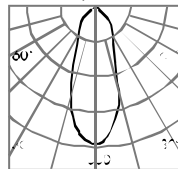
0°	0.28	0.14
5°	0.28	0.14
10°	0.56	0.28
15°	0.84	0.42
20°	1.12	0.56
25°	1.40	0.70
30°	1.68	0.84
35°	1.96	0.98

1x12W 3000K 16°



0°	0.44	0.22
5°	0.44	0.22
10°	0.88	0.44
15°	1.32	0.66
20°	1.76	0.88
25°	2.20	1.10
30°	2.64	1.32
35°	3.08	1.54

2x12W 3000K 25°



0°	0.67	0.33
5°	0.67	0.33
10°	1.33	0.67
15°	2.00	1.00
20°	2.67	1.33
25°	3.33	1.67
30°	4.00	2.00
35°	4.67	2.33

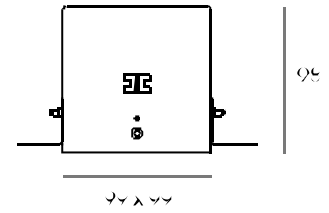
3x12W 3000K 35°



Rack-A2 22021 LED 12W NO TRIM

Material: aluminum
 Recess: ± 25 mm
 Spot head adjust: ± 25 mm

Chip: COB $\times 12$ W
 2700K/3000K/4000K
 CRI 80/90
 Reflector angle: 5° 24" 36"
 AC220V $\pm 50/60$ Hz
 Size: L: 99mm W: 99mm H: 28mm
 Cutout: L: 100mm W: 100mm



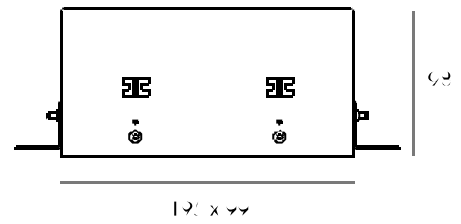
Available color:



Rack-B2 22022 LED 2x12W NO TRIM

Material: aluminum
 Recess: ± 25 mm
 Spot head adjust: ± 25 mm

Chip: COB 2x12W
 2700K/3000K/4000K
 CRI 80/90
 Reflector angle: 5° 24" 36"
 AC220V $\pm 50/60$ Hz
 Size: L: 95mm W: 22mm H: 28mm
 Cutout: L: 96mm W: 100mm



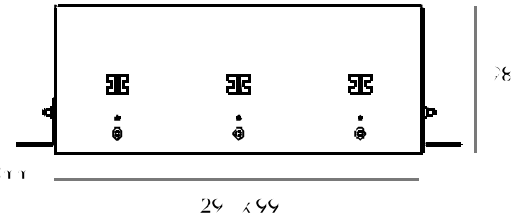
Available color:



Rack-C2 22023 LED 3x12W NO TRIM

Material: aluminum
 Recess: ± 25 mm
 Spot head adjust: ± 25 mm

Chip: COB 3x12W
 2700K/3000K/4000K
 CRI 80/90
 Reflector angle: 5° 24" 36"
 AC220V $\pm 50/60$ Hz
 Size: L: 99mm W: 22mm H: 28mm
 Cutout: L: 99mm W: 100mm



Available color:



Star



Fixed, compact & delicate.
With a classic black and white surface treatment.


High precision design, better fit into the decoration, effectively prevent glare. Lamps achieving both the roles of lighting and decoration. widely used in Home, Hotel, Clubs, Coffee Bar, Shops, and all of the space need to be tasted and beautiful.







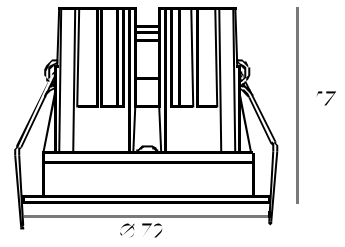




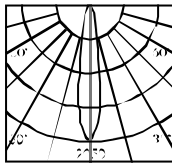
Star-72 22111 LED 7W

Material: aluminum
 Process: fixed
 Size: fixed radius, fixed

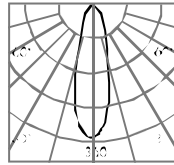
Temp: C05, B, 7W
 2700K/3000K/4000K
 CRI: 80-90
 Beam angle: 16°, 25°, 36°
 AC/DC: V~50/60 Hz
 Size: Ø72 mm × 57 mm
 Color: 0.6 mm



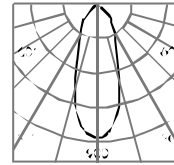
Available color:



16° / W 3000K C7




25° / W 3000K C7



36° / W 3000K C7



Deep





Deep lamp, circular & single light-emitting surface without glare, super small irradiation angle. High precision design, better fit into the decoration, effectively prevent glare.

The illuminate surface was hidden deeply, the curve between line and the straight line was crossed, can have different visual effects and feelings. The light has excellent color performance and can effectively improve lighting quality of the space.





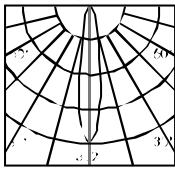
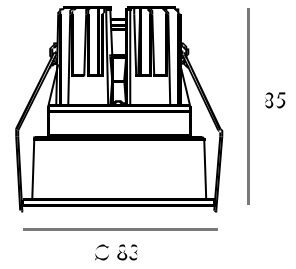
Deep-83 22221 LED 12W

Material: aluminum
 Instalación: fija
 Sistema de ajuste: fijo

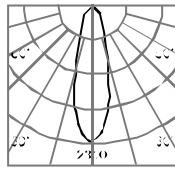
Lámpara: COB x 2W
 2700K / 3000K / 4000K
 CRI 80-90

Ángulo de haz: 16° 25° 36° 58°
 AC220V-50/60Hz
 Size: Ø 83 mm - 35 mm
 Cutout: Ø 73 mm

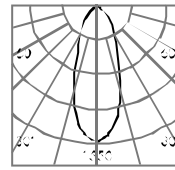
Available in:



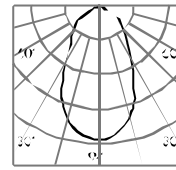
LED 12W 3000K 16°



LED 12W 3000K 25°



LED 12W 3000K 36°



LED 12W 3000K 58°

Bar





Artistic and Flexibility Interesting

Luminaire inspired by 'bunches of reeds' hovering over the water surface. With a high power LED, the tube can be tilted and inserted or removed from the ceiling to direct the beam of light and create the desired artistic composition.

Semi-recessed LED luminaire for indoor applications. Seamless integration in the architectural environment by Soft Architecture technology. Power supply not included.



Luminaire that offers many possibilities.
Can be individually focused and their
recessed height is adjustable.
Available in a black, white and
chrome finish.



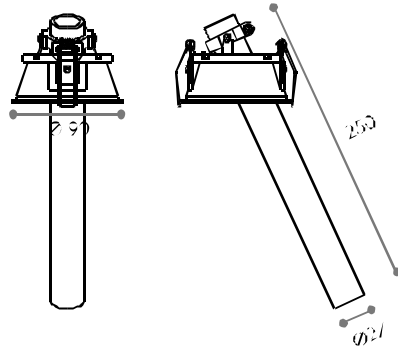


Bar-R1 22311 LED 7W

Material: aluminum
 Reflect: 355°
 Spot head adjust: 30°

Light: COB 1x 7W
 2700K / 3000K / 4000K
 CRI 80/90
 Reflector angle: 10° / 25° / 40°
 AC220V-50/60Hz
 Size: Ø: 90 mm H: 250 mm
 Cutout: Ø85 mm

Available color:

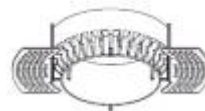
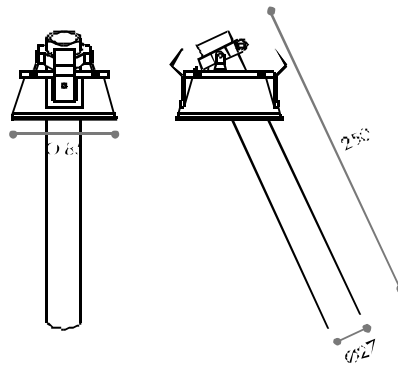


Bar-R2 22311 LED 7W NO TRIM

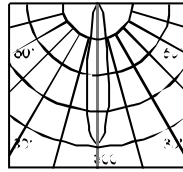
Material: aluminum
 Reflect: 355°
 Spot head adjust: 30°

Light: COB 1x 7W
 2700K / 3000K / 4000K
 CRI 80/90
 Reflector angle: 10° / 25° / 40°
 AC220V-50/60Hz
 Size: Ø: 80 mm H: 250 mm
 Cutout: Ø80 mm

Available color:

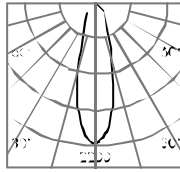


Bar-R1 22311 LED 7W



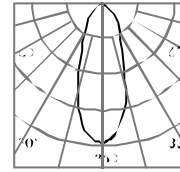
Height (m)	Beam Diameter (mm)	Intensity (lx)
1	0.18	10700
2	0.36	2675
3	0.54	1528
4	0.72	868
5	0.90	478

LED 7W 3000K 10°



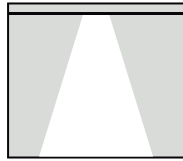
Height (m)	Beam Diameter (mm)	Intensity (lx)
1	0.77	2200
2	1.54	550
3	2.31	328
4	3.08	178
5	3.85	102

LED 7W 3000K 25°

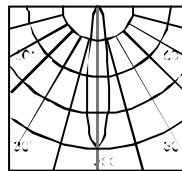


Height (m)	Beam Diameter (mm)	Intensity (lx)
1	1.22	1200
2	2.44	300
3	3.66	178
4	4.88	102
5	6.10	60

LED 7W 3000K 40°

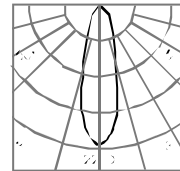


Bar-R2 22311 LED 7W NO TRIM



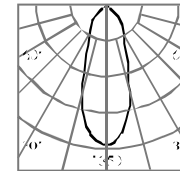
Height (m)	Beam Diameter (mm)	Intensity (lx)
1	0.18	14700
2	0.36	3675
3	0.54	2128
4	0.72	1168
5	0.90	628

LED 7W 3000K 10°



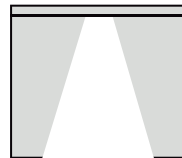
Height (m)	Beam Diameter (mm)	Intensity (lx)
1	0.77	2440
2	1.54	610
3	2.31	368
4	3.08	202
5	3.85	112

LED 7W 3000K 25°



Height (m)	Beam Diameter (mm)	Intensity (lx)
1	1.22	1300
2	2.44	325
3	3.66	192
4	4.88	112
5	6.10	68

LED 7W 3000K 40°



Unit







SHELL GU10 MR16

Lamp shell, circular & single light-emitting surface without glare, matched with GU10 and MR16, can replace of normal lamp.

High precision design, better fit into the decoration, effectively prevent glare. The light has excellent color performance, and can effectively improve lighting quality of the space. widely used in Home, Hotel, Clubs, Coffee Bar, Shops and all of the space need to be tasteful and beautiful.





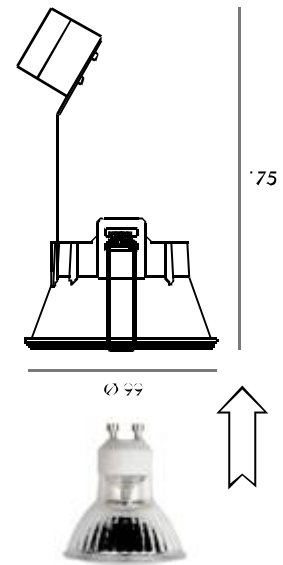
Unit-A 22411 1xGU10 / MR16

Material: aluminum
 Recess: Fixed
 Spotlight adjust: Fixed

Lamp: 1x GU10
 1x GU10 LED
 1x MR16
 1x MR16 LED

Size: Ø 22 mm H: 75 mm
 Cutout: Ø 85 mm

Available color:



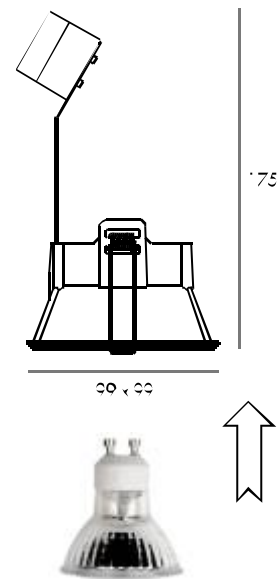
Unit-B 22411 1xGU10 / MR16

Material: aluminum
 Recess: Fixed
 Spotlight adjust: Fixed

Lamp: 1x GU10
 1x GU10 LED
 1x MR16
 1x MR16 LED

Size: L 60 mm W: 60 mm H: 75 mm
 Cutout: 95 mm W: 95 mm

Available color:

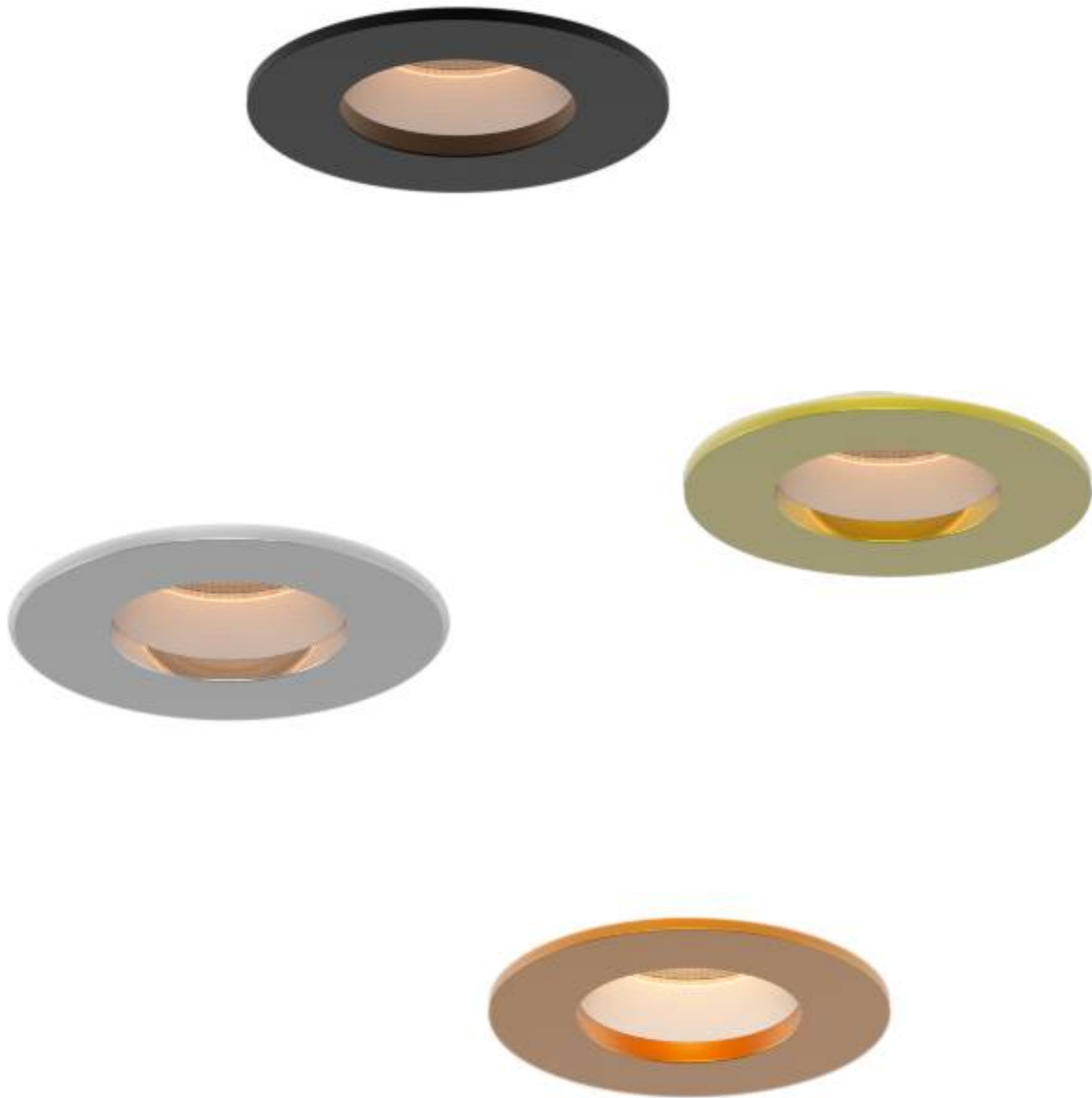


Face



Si Chuan Opera Face





Exquisite and Multicolor

Lamps have many colors, widely used in Home, Hotel, Clubs, shops and all of the space need to be beauty, decorated. Can widely used in jewellery, luxury shop, exhibition stand. Can improve the space spaciousness, extensivity, the goods quality classic and the color durability.



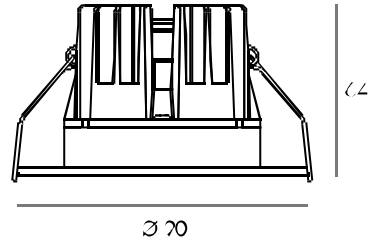


Face-90 22521 LED 12W

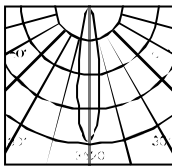
Material: aluminum
 Finish: black
 Style: modern, classic, eye

Lamp: COB 1x12W
 2700K/3000K/4000K
 CRI: 80/90

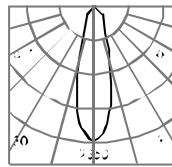
Reflector angle: 0° 20° 36° 58°
 AC220V ~50/60 Hz
 Size: 70x70mm H: 67mm
 Cut out: Ø75mm



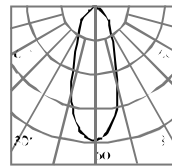
Available color:



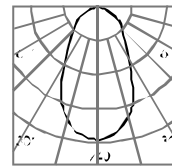
LED 12W 3000K 16°



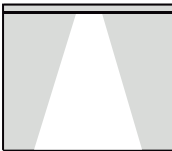
LED 12W 3000K 25°



LED 12W 3000K 36°



LED 12W 3000K 58°



Senior





Flexibility at the Highest Level

Senior's modularization and highly efficient led lighting system.
Locus spot light free of stretch longer and cut shorter
Free of rotate 360° bend twist , Reasonable structure Novelty
design. The intelligent system construction allows rapid assembly,
and guarantees the highest reliability.




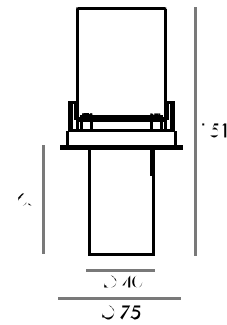




Senior-40A 26111 LED 6W

Material: aluminum
 Reflector: 355°
 Spot head adjust: 90°
 Lamp: COB 1x6W
 2700K/3000K/4000K
 CRI 80/90
 Reflector angle: 6° 25° 36°
 AC220V ~50/60Hz
 Size: Ø 55 (Ø10) mm L: 65mm H: 51mm
 Cutout: Ø70mm

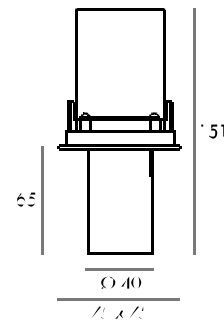
Available color:



Senior-40B 26211 LED 6W

Material: aluminum
 Reflector: 355°
 Spot head adjust: 90°
 Lamp: COB 1x6W
 2700K/3000K/4000K
 CRI 80/90
 Reflector angle: 6° 25° 36°
 AC220V ~50/60Hz
 Size: 75x75 (Ø10) mm L: 65mm H: 51mm
 Cutout: 75x75mm

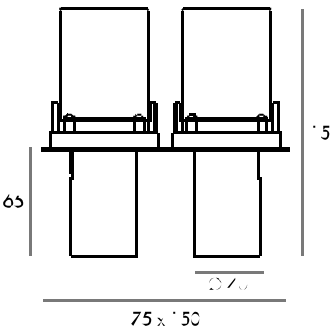
Available color:



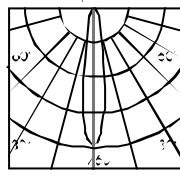
Senior-40C 26212 LED 2x6W

Material: aluminum
 Reflector: 355°
 Spot head adjust: 90°
 Lamp: COB 2x6W
 2700K/3000K/4000K
 CRI 80/90
 Reflector angle: 6° 25° 36°
 AC220V ~50/60Hz
 Size: 75x50 (Ø10) mm L: 65mm H: 51mm
 Cutout: 70x145mm

Available color:

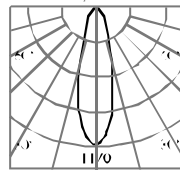


Senior-40A/40B 26111 / 26211 LED 6W



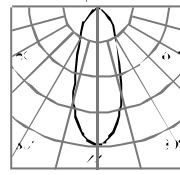
h	lx	lm
1	0.25	1700
2	0.06	425
3	0.03	152
4	0.02	100
5	0.01	68

LED 6W 3000K 25°



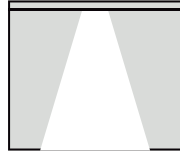
h	lx	lm
1	0.25	1700
2	0.06	425
3	0.03	152
4	0.02	100
5	0.01	68

LED 6W 3000K 25°

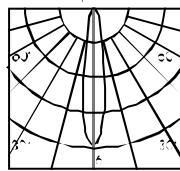


h	lx	lm
1	0.65	75
2	0.16	150
3	0.07	75
4	0.04	75
5	0.03	50

LED 6W 3000K 30°

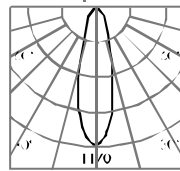


Senior-40C 26212 LED 2x6W



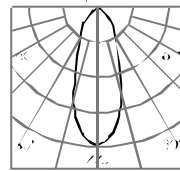
h	lx	lm
1	0.25	1700
2	0.06	425
3	0.03	152
4	0.02	100
5	0.01	68

LED 6W 3000K 25°




h	lx	lm
1	0.25	1700
2	0.06	425
3	0.03	152
4	0.02	100
5	0.01	68

LED 6W 3000K 25°



h	lx	lm
1	0.65	75
2	0.16	150
3	0.07	75
4	0.04	75
5	0.03	50

LED 6W 3000K 30°





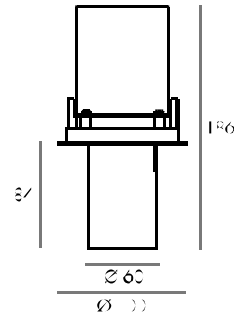
Senior-60A 26121 LED 12W

Material: aluminium
 Reflector: 355°
 Spot head adjust: 20°

Lamp: COB 3x12W
 2700K/3000K/4000K
 CRI 80/90

Reflector angle: 10° 25° 36° 58°
 AC220V ~50/60 Hz
 Size: 100x100 (Ø) mm - 84mm - 186mm
 Cutout: Ø92mm

Available color:



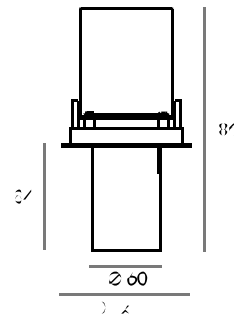
Senior-60B 26221 LED 12W

Material: aluminium
 Reflector: 305°
 Spot head adjust: 90°

Lamp: COB 3x12W
 2700K/3000K/4000K
 CRI 80/90

Reflector angle: 10° 25° 36° 58°
 AC220V ~50/60 Hz
 Size: 100x100 (Ø) mm - 84mm - 186mm
 Cutout: 92x92mm

Available color:



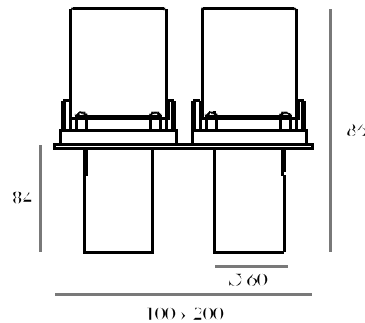
Senior-60C 26222 LED 2x12W

Material: aluminium
 Reflector: 355°
 Spot head adjust: 90°

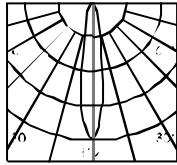
Lamp: COB 2x12W
 2700K/3000K/4000K
 CRI 80/90

Reflector angle: 10° 25° 36° 58°
 AC220V ~50/60 Hz
 Size: 100x200 (Ø) mm - 84mm - 118mm
 Cutout: 92x92mm

Available color:

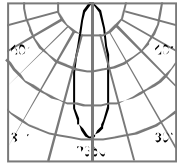


Senior-60A/B 26121 / 26221 LED 12W



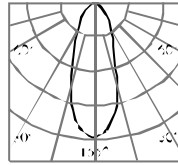
(°)	(lx)	(fc)
0	0.75	3700
1	0.75	3500
2	0.64	3200
3	0.50	2800
4	0.39	2300
5	0.30	1800

LED 12W 3000K 16°



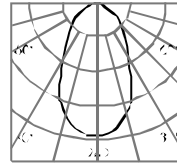
(°)	(lx)	(fc)
0	0.44	2200
2	0.38	1900
3	0.32	1600
4	0.26	1400
5	0.21	1100

LED 12W 3000K 25°




(°)	(lx)	(fc)
0	0.28	1400
2	0.24	1300
3	0.19	1000
4	0.15	800
5	0.12	600

LED 12W 3000K 36°

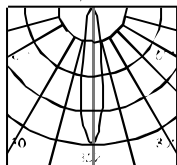


(°)	(lx)	(fc)
0	0.17	900
2	0.15	850
3	0.12	650
4	0.10	550
5	0.08	450

LED 12W 3000K 53°

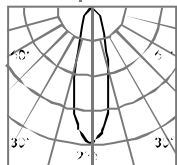


Senior-60C 26222 LED 2x12W



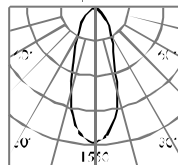
(°)	(lx)	(fc)
0	0.75	3400
1	0.75	3200
2	0.64	2900
3	0.50	2500
4	0.39	2000
5	0.30	1600

LED 12W 3000K 16°



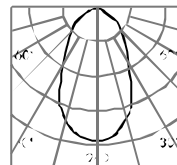
(°)	(lx)	(fc)
0	0.44	2200
2	0.38	1900
3	0.32	1600
4	0.26	1400
5	0.21	1100

LED 12W 3000K 25°



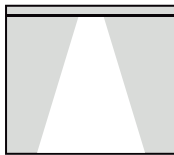
(°)	(lx)	(fc)
0	0.28	1400
2	0.24	1300
3	0.19	1000
4	0.15	800
5	0.12	600

LED 12W 3000K 36°



(°)	(lx)	(fc)
0	0.17	900
2	0.15	850
3	0.12	650
4	0.10	550
5	0.08	450

LED 12W 3000K 53°



Bric



Adjustable Concise, with a Classic black and white surface treatment, cut-off 30 degree, glare comfort cutoff 55 degree.


Is dignified decorous stately, seriously gravely, can widely used in museum, library, art museum and industrial scene, feeling seriously and official.

The light has excellent color performance and can effectively improve lighting quality of the space .

Lamos achieving both the roles of lighting and decoration, widely used in Home, Hotel, Clubs, Coffee Bar, Shops, and all of the space need to be tasteful and beautiful.



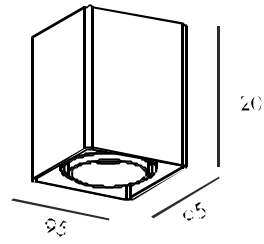




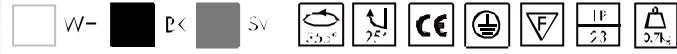


Bric-95A 30221 LED 12W

Material: aluminium
 Material: Fixed
 Spot light adjust: ±25°
 Lamp: COB x 12W
 2700K/3000K/4000K
 CRI 80/90
 Reflector angle: 6° 25° 36° 54°
 AC220V 50/60Hz
 Size: L:95 mm W:95 mm H:120 mm

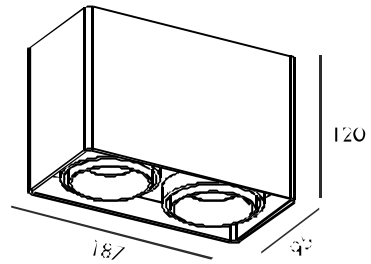


Available color:



Bric-95B 30242 LED 2x12W

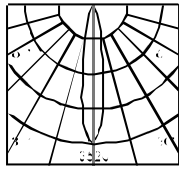
Material: aluminium
 Material: Fixed
 Spot light adjust: ±25°
 Lamp: COB x 2x 12W
 2700K/3000K/4000K
 CRI 80/90
 Reflector angle: 6° 25° 36° 54°
 AC220V 50/60Hz
 Size: L:187 mm W:95 mm H:120 mm



Available color:

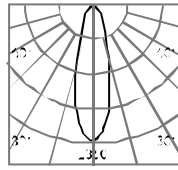


Bric-95A 30221 LED 12W



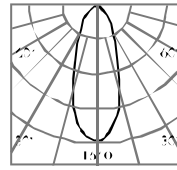
α (°)	I (cd)
0	0.28 3700
2	0.56 870
4	1.12 212
5	1.71 136

LED 12W 3000K 15°



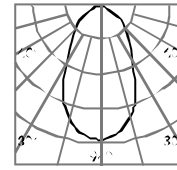
α (°)	I (cd)
0	0.44 1248
2	0.88 567
4	1.76 240
5	2.22 170

LED 12W 3000K 25°



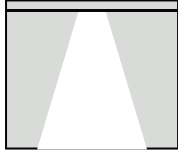
α (°)	I (cd)
0	0.65 1825
2	1.30 861
4	2.60 360
5	3.25 240

LED 12W 3000K 36°

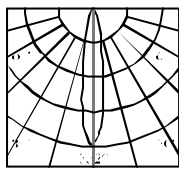


α (°)	I (cd)
0	1.11 307
2	2.22 133
4	3.33 55
5	6.66 37

LED 12W 3000K 58°

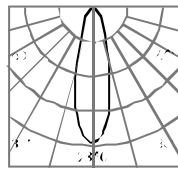


Bric-95B 30242 LED 2x12W



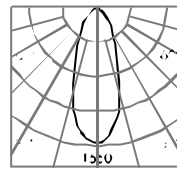
α (°)	I (cd)
0	0.28 3700
2	0.56 870
4	1.12 212
5	1.71 136

LED 12W 3000K 15°



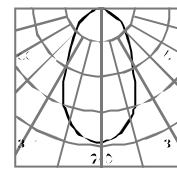
α (°)	I (cd)
0	0.44 1248
2	0.88 567
4	1.76 240
5	2.22 170

LED 12W 3000K 25°




α (°)	I (cd)
0	0.65 1825
2	1.30 861
4	2.60 360
5	3.25 240

LED 12W 3000K 36°



α (°)	I (cd)
0	1.11 307
2	2.22 133
4	3.33 55
5	6.66 37

LED 12W 3000K 58°



Bare



Fixed, Concise, with a Classic black and white surface treatment. Have two different size, can satisfy different scene request.

Its dignified decorous stately, seriously gravely, can widely used in museum, library, art museum and industrial scene, feeling purity and delicate.

The light has excellent color performance, and can effectively improve lighting quality of the space.

Lamps achieving both the roles of lighting and decoration, widely used in Home, Hotel, Clubs, Coffee Bar, Shops, and all of the space need to be tested and beautiful.



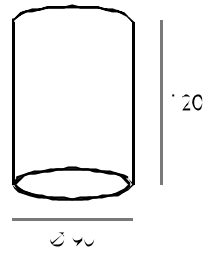






Bare-90 30321 LED 12W

Material: aluminum
 Reflector: Fixed
 Spotlightediffuse: Fixed
 Lamp: COB 1x 12W
 2700K/3000K/4000K
 CRI80-90
 Reflect angle: 6° 25° 36° 56°
 AC220V-50/60Hz
 Size: Ø90 mm H: 120 mm

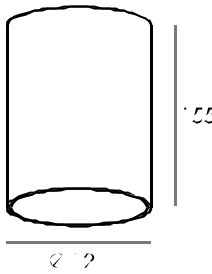


Available color:



Bare-120 30341 LED 25W

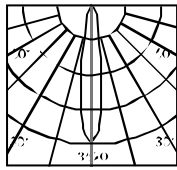
Material: aluminum
 Reflector: Fixed
 Spotlightediffuse: Fixed
 Lamp: COB 1x 25W
 2700K/3000K/4000K
 CRI80-90
 Reflect angle: 6° 25° 36°
 AC220V-50/60Hz
 Size: Ø90 mm H: 155 mm



Available color:

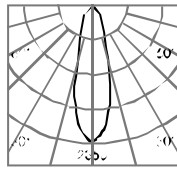


Bare-90 30321 LED 12W



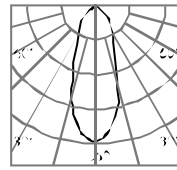
θ (°)	Flux (lm)
0	0.18 1200
2	0.15 900
3	0.09 600
4	0.07 450
5	0.05 300

LED 12W 3000K 60°



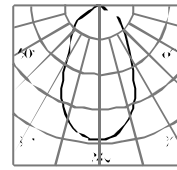
θ (°)	Flux (lm)
0	0.42 2700
2	0.35 2250
3	0.21 1350
4	0.16 1050
5	0.11 750

LED 12W 3000K 25°




θ (°)	Flux (lm)
0	0.30 2000
2	0.25 1600
3	0.15 1000
4	0.11 750
5	0.08 500

LED 12W 3000K 36°

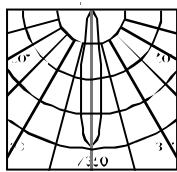


θ (°)	Flux (lm)
0	0.11 750
2	0.09 600
3	0.05 300
4	0.04 300
5	0.03 200

LED 12W 3000K 58°

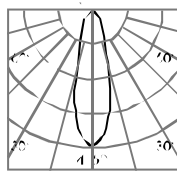


Bare-120 30341 LED 25W



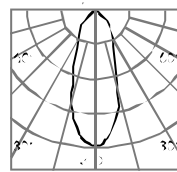
θ (°)	Flux (lm)
0	0.18 1200
2	0.15 900
3	0.09 600
4	0.07 450
5	0.05 300

LED 25W 3000K 16°




θ (°)	Flux (lm)
0	0.42 2700
2	0.35 2250
3	0.21 1350
4	0.16 1050
5	0.11 750

LED 25W 3000K 25°



θ (°)	Flux (lm)
0	0.30 2000
2	0.25 1600
3	0.15 1000
4	0.11 750
5	0.08 500

LED 25W 3000K 36°



Top





Have two different style , Adjustable or Fixed lamp with light leak out . small & big compact & delicate .

The light has excellent color performance, and can effectively improve lighting quality of the space .Widely used in Home, Hotel, Clubs ,coffee bar , shops ,and all of the space need to be decorated and beautiful . It can prevent glare , looks purity and lovely .

Top-A





Top-B



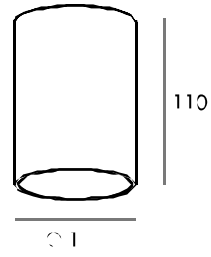
Top-A 30521 LED 12W

Material: aluminum
 Notes: Fixed
 See head adjust: $\pm 25^\circ$

Chip: COB $\times 12W$
 2700K/3000K/4000K
 CRI > 90

Reflector angle: 0° 25° 36° 58°
 AC220V $\times 50/60$ Hz
 Size: $\varnothing 100$ mm H=110 mm

Available color:



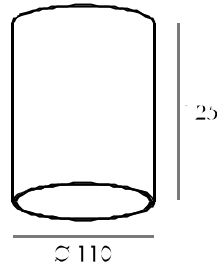
Top-B 30621 LED 12W

Material: aluminum
 Notes: Fixed
 See head adjust: Fixed

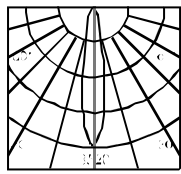
Chip: COB $\times 12W$
 2700K/3000K/4000K
 CRI > 90

Reflector angle: 0° 25° 36° 58°
 AC220V $\times 50/60$ Hz
 Size: $\varnothing 110$ mm H=125 mm

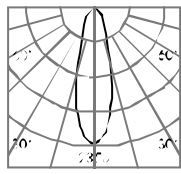
Available color:



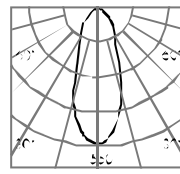
Top-A 30521 LED 12W



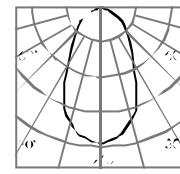
FD 12W 3000K 60°



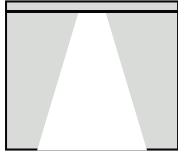
FD 12W 3000K 25°



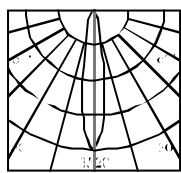
FD 12W 3000K 30°



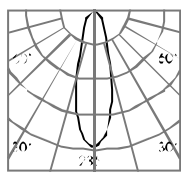
FD 12W 3000K 58°



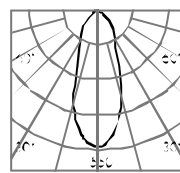
Top-B 30621 LED 12W



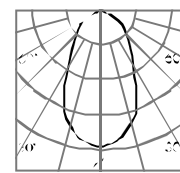
FD 12W 3000K 60°



FD 12W 3000K 25°



FD 12W 3000K 30°



FD 12W 3000K 58°



Cant






Flexible & adjustable lamp, have two different installing way – put on track or put on ceiling .

High precision design, effectively prevent glare, better fit into the decoration. The cut-off angle can be 90degree , 180 degree – can be like bow shape, feeling very interesting .

The light has excellent color performance and can effectively improve lighting quality of the space .

Widely used in Home, Hotel, Clubs ,coffee bar ,shops ,and other beautifully decorated space.







Cant-60C 30721 LED 12W

Material: aluminum
 Rating: E27
 Sectional angle: 80°
 Lamp: COB 1x 12W
 2700K / 3000K / 4000K
 CRI: 80 / 90
 Reflector angle: 12° / 20° / 36° / 53°
 AC220V-50/60Hz
 Size: Ø 60 mm / H: 75 mm

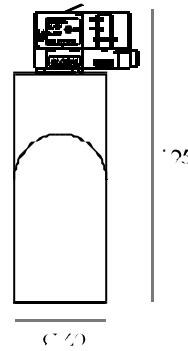


Available color



Cant-60T 30721 LED 12W

Material: aluminum
 Rating: E27
 Sectional angle: 80°
 Lamp: COB 1x 12W
 2700K / 3000K / 4000K
 CRI: 80 / 90
 Reflector angle: 12° / 20° / 36° / 53°
 AC220V-50/60Hz
 Size: Ø 60 mm / H: 75 mm



Available color

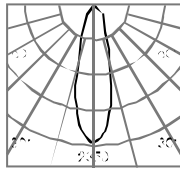


Cant-60C 30721 LED 12W



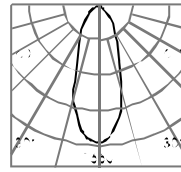
H (°)	I (cd)	h (m)
0	2245	3.00
2	1382	3.60
3	1139	4.24
4	920	4.75
5	773	5.21

LED 12W 3000K 15°



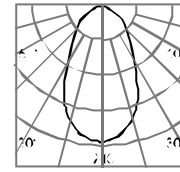
H (°)	I (cd)	h (m)
0	1382	3.00
2	852	3.60
3	697	4.24
4	560	4.75
5	471	5.21

LED 12W 3000K 25°




H (°)	I (cd)	h (m)
0	920	3.00
2	560	3.60
3	458	4.24
4	368	4.75
5	308	5.21

LED 12W 3000K 36°

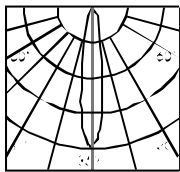


H (°)	I (cd)	h (m)
0	471	3.00
2	293	3.60
3	241	4.24
4	194	4.75
5	163	5.21

LED 12W 3000K 54°

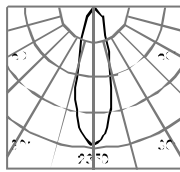


Cant-60T 30721 LED 12W



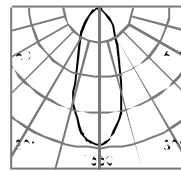
H (°)	I (cd)	h (m)
0	2245	3.00
2	1382	3.60
3	1139	4.24
4	920	4.75
5	773	5.21

LED 12W 3000K 15°



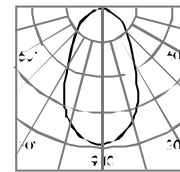
H (°)	I (cd)	h (m)
0	1382	3.00
2	852	3.60
3	697	4.24
4	560	4.75
5	471	5.21

LED 12W 3000K 25°




H (°)	I (cd)	h (m)
0	920	3.00
2	560	3.60
3	458	4.24
4	368	4.75
5	308	5.21

LED 12W 3000K 36°



H (°)	I (cd)	h (m)
0	471	3.00
2	293	3.60
3	241	4.24
4	194	4.75
5	163	5.21

LED 12W 3000K 54°



Cube





Fixed, Corcise, with a Classic black and white surface treatment. Individuality, hale line , sharp eged, straigh forward, have nice light , purity. Its show minimalist style.

The light has excellent color performance and can effectively improve lighting quality of the space . Widely used in Home, Hotel Clubs ,coffee bar , shops and other beautifully decorated space.







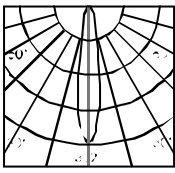
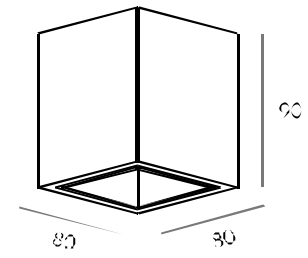


Cube-80 30821 LED 12W

Material: aluminum
 Colors: Fixed
 Spot: fixed and adjustable

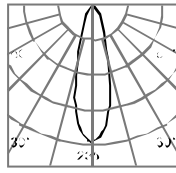
Light: COB 1x12W
 2700K/3000K/4000K
 CRI 80-90
 Beamed angle: 16°/25°/36°/58°
 AC220V-50/60Hz
 Size: L:80 mm W:80 mm H:80 mm

Available color:



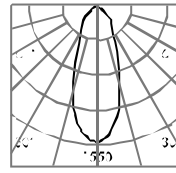
Beam angle	Beam diameter (mm)	Beam length (mm)
1	0.58	3700
2	0.76	4900
3	0.94	6100
5	1.2	7700

LED 12W 3000K 16°



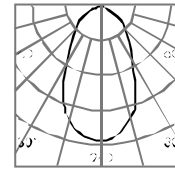
Beam angle	Beam diameter (mm)	Beam length (mm)
1	0.77	4948
2	0.98	6592
3	1.22	8236
5	1.62	10720

LED 12W 3000K 25°



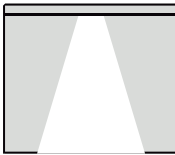
Beam angle	Beam diameter (mm)	Beam length (mm)
1	1.12	7225
2	1.48	9633
3	1.84	12041
5	2.42	16054

LED 12W 3000K 36°



Beam angle	Beam diameter (mm)	Beam length (mm)
1	1.77	11450
2	2.32	15267
3	2.88	19084
4	3.44	22901
5	4.22	27463

LED 12W 3000K 58°



Tube




Fixed Concise, with a Classic black and white surface treatment.

Individuality, hole line, round end soft, sharp edged, straight forward have nice light, purity. Its show minimalist style.

The light has excellent color performance, and can effectively improve lighting quality of the space.

Widely used in Home, Hotel, Clubs coffee bar, shops and other beautifully decorated space.









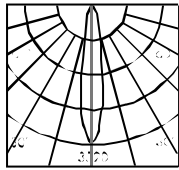
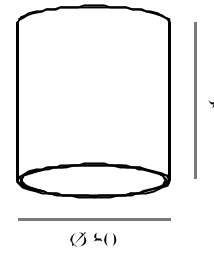


Tube-80 30921 LED 12W

Material: aluminium
 Location: Fixed
 Switch: non-adjustable

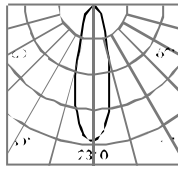
Temp: 0.33 x 12W
 2700K/3000K/4000K
 CRI 80/90
 Reflector angle: 16° 25° 36° 55°
 AC220V ~ 50/60Hz
 Size: Ø 80 mm x 90 mm

Available color:



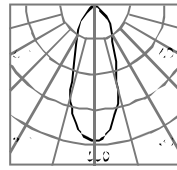
H (m)	D (mm)	I (lx)
1	128	90
2	256	23
3	384	10
4	512	6
5	640	4

E) 12W 3000K 16°



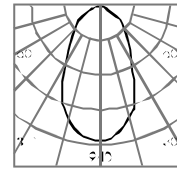
H (m)	D (mm)	I (lx)
1	170	55
2	340	14
3	510	6
4	680	4
5	850	3

F) 12W 3000K 25°




H (m)	D (mm)	I (lx)
1	240	30
2	480	8
3	720	4
4	960	3
5	1200	2

G) 12W 3000K 36°




H (m)	D (mm)	I (lx)
1	330	15
2	660	4
3	990	2
4	1320	1.5
5	1650	1

H) 12W 3000K 55°



Wing





Multi specification and Serialiration

The power of this light source lies in its slenderness and unobtrusiveness: the simplicity of the fixtures design makes that it can be used anywhere. It can be built-in, surface mounted or hung from the ceiling.

An innovative and state-of-the-art magnet and contact system makes that a wide variety of IID-fixtures can be inserted or moved. The IID-fixtures are similar in style yet each one of them has its own character and lighting quality: its can rotate with different angle ,vertical in 45degree, 90degree , 180degree, horizontal in 360degree . Have two different installing ways , put on track or out on ceiling .

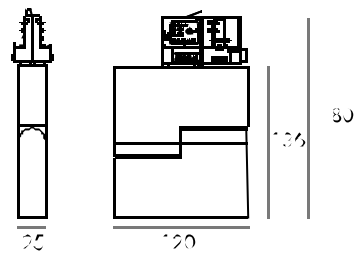






Wing-C1 31011 LED 6W

Material: aluminum
 Rotates: Fixed
 Spot head adjust: $\pm 90^\circ$
 Lamp: High-power LED $6 \times 1W$
 2700K/3000K/4000K
 CRI 80/90
 Reflector angle: 16° 25° 36°
 AC220V $\sim 50/60$ Hz
 Size: W:25 mm L: 20mm H: 80mm

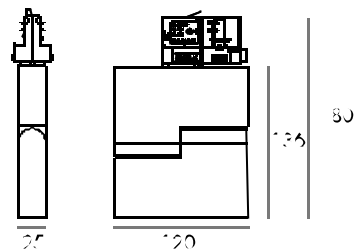


Available color:




Wing-T1 31011 LED 6W

Material: aluminum
 Rotates: 360°
 Spot head adjust: $\pm 90^\circ$
 Lamp: High-power LED $6 \times 1W$
 2700K/3000K/4000K
 CRI 80/90
 Reflector angle: 16° 25° 36°
 AC220V $\sim 50/60$ Hz
 Size: W:25 mm L: 20mm H: 80mm

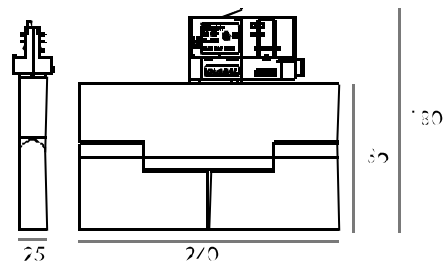


Available color:



Wing-C2 31012 LED 2x6W

Material: aluminum
 Rotates: Fixed
 Spot head adjust: $\pm 90^\circ$
 Lamp: High-power LED $2 \times 6W$
 2700K/3000K/4000K
 CRI 80/90
 Reflector angle: 16° 25° 36°
 AC220V $\sim 50/60$ Hz
 Size: W:25 mm L: 240mm H: 180mm

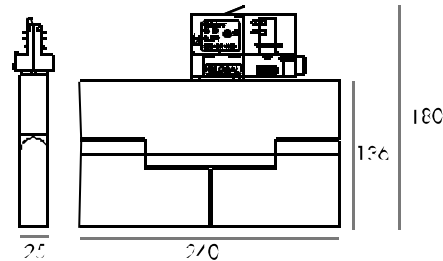


Available color:



Wing-T2 31012 LED 2x6W

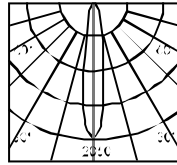
Material: aluminum
 Rotates: 360°
 Spot head adjust: $\pm 90^\circ$
 Lamp: High-power LED $2 \times 6W$
 2700K/3000K/4000K
 CRI 80/90
 Reflector angle: 16° 25° 36°
 AC220V $\sim 50/60$ Hz
 Size: W:25 mm L: 240mm H: 180mm



Available color:

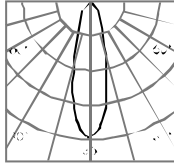


Wing-C1/T1 31011 LED 6W



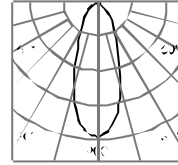
LED 6W 3000K 15°

h (m)	r (m)	lx
1	0.25	1080
2	0.50	270
3	0.75	120
4	1.00	81
5	1.25	68



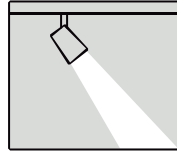
LED 6W 3000K 25°

h (m)	r (m)	lx
1	0.41	1300
2	0.83	325
3	1.24	144
4	1.65	81
5	2.06	68

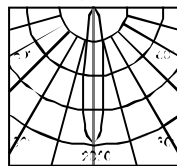


LED 6W 3000K 35°

h (m)	r (m)	lx
1	0.55	860
2	1.10	215
3	1.65	97
4	2.20	61
5	2.75	50

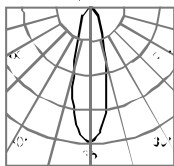


Wing-C2/T2 31012 LED 2x6W



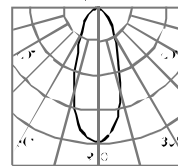
LED 6W 3000K 15°

h (m)	r (m)	lx
1	0.25	1080
2	0.50	270
3	0.75	120
4	1.00	81
5	1.25	68



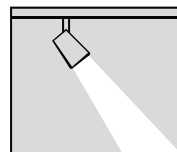
LED 6W 3000K 25°

h (m)	r (m)	lx
1	0.41	1300
2	0.83	325
3	1.24	144
4	1.65	81
5	2.06	68



LED 6W 3000K 35°

h (m)	r (m)	lx
1	0.55	860
2	1.10	215
3	1.65	97
4	2.20	61
5	2.75	50



Bottle






Artistic and Life Concentration

Start from true real life , the wire bottle and microplastic, given the light artistic. I have two different style, single lamp , double lamps , match with classic white and black surface treatment .

With 4 to select the reflectors (6 , 24° 36° , 58°) guarantees the quality led downlight best quality and accurate illumination for brilliant light accents. Can prevent glare, directivity enough, can clearly focus on the items.







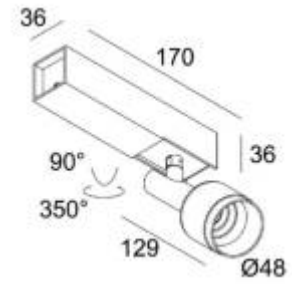


Bottle-A 31121 LED 12W

Material: aluminum
 Rotates: 355°
 Spot head adjust: 90°

Chip: COB 1x12W
 2700K/3000K/4000K
 CRI 80/90
 Reflector angle: 15° 25° 30°
 AC220V 50/60Hz
 Size: Ø: 48mm H: 17mm L: 165mm

Available color:

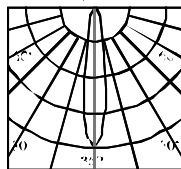
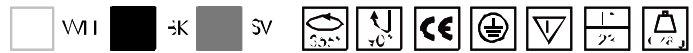
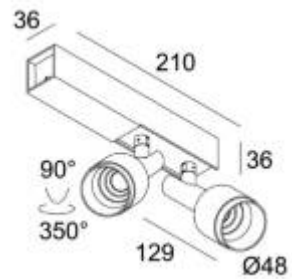


Bottle-B 31122 LED 2x12W

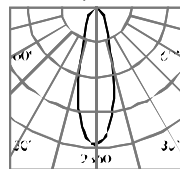
Material: aluminum
 Rotates: 355°
 Spot head adjust: 90°

Chip: COB 2x12W
 2700K/3000K/4000K
 CRI 80/90
 Reflector angle: 15° 25° 30°
 AC220V 50/60Hz
 Size: Ø: 48mm H: 20mm L: 165mm

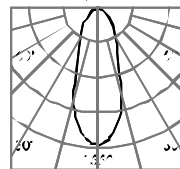
Available color:



LED 12W 3000K 15°



LED 12W 3000K 25°



LED 12W 3000K 30°

45°



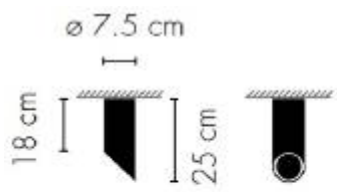


Artistic Expression and Serialized

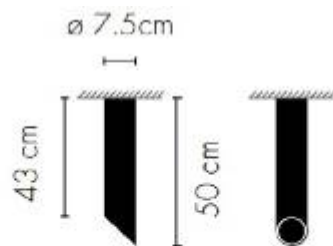
The artistic ceiling light, the most characteristic cut off 45 degree, the illuminate can show a soft oval surface, have 3 different size, 25cm, 50cm, 75cm, their patchwork forming a sense of space art. Its more elegant, slim, unique focusing ability. Can widely used in the reception of the designing company, the museum, exhibition hall, creative studio, brand image shop and chain store.

45

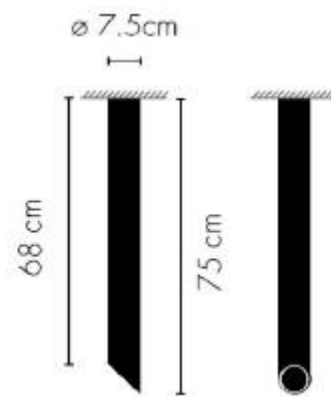
31221-S




31221-M



31221-L



Adjustable diffuser.
Changeable diffusers
in orange or matnick
finish.



Polycarbonate diffuser



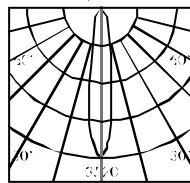

31221-S
31221-M
31221-L



Material: aluminum

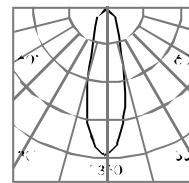
Lamp: COB 1x12W
2700K/3000K/4000K
CRI 80/90
Pollster angle: 16°/25°/36°
AC220V ~50/60 Hz

Size: Ø: 50mm L: 1250mm
L: 500mm
H: 750mm



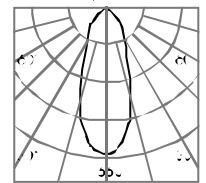
LED 12W 3000K 6°

(lx) (mm) (m)



LED 12W 3000K 25°

(lx) (mm) (m)



LED 12W 3000K 36°

(lx) (mm) (m)





Shape





Slick shape and Elegant design

The light source looks slenderness; the simplicity of the fixtures design makes that it can be used anywhere. Especially widely used in shops, coffee bar, museum and some artistic used space.

The innovative and sophisticated lamp makes a wide variety of LED-fixtures can be inserted or moved. The LED-fixtures are similar in style, each one of them has its own character and lighting quality: it can rotate with different angle, vertical in 45degree, 90degree, horizontal in 355degree. Have two different installing ways, out on track or put on ceiling.

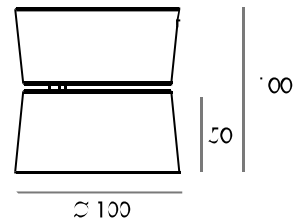




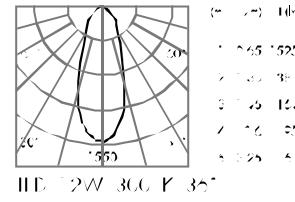
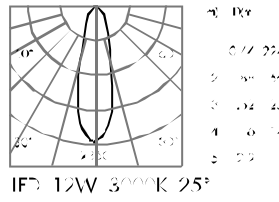
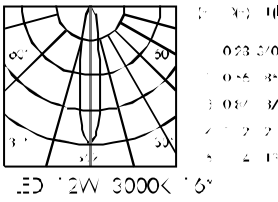
Shape-C 31321 LED 12W

Material: aluminum
 Polarity: 355°
 Spot size radius: 90°

Lamp: CDS 12W
 2700K/3000K/4000K
 CRI 80/90
 Half-angle: 16° 25° 36°
 AC220V ~50/60Hz
 Size: Ø100 mm 117 mm



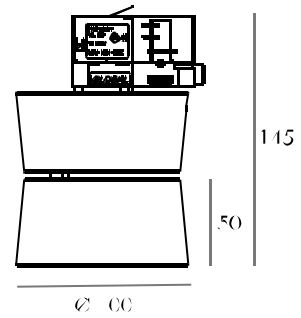
Available color:



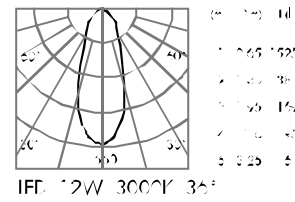
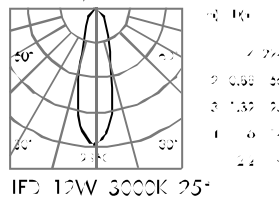
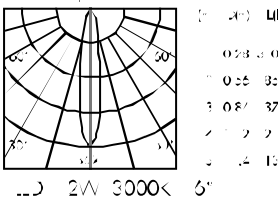
Shape-T 31321 LED 12W


Material: aluminum
 Polarity: 355°
 Spot size radius: 90°

Lamp: CDS 12W
 2700K/3000K/4000K
 CRI 80/90
 Half-angle: 16° 25° 36°
 AC220V ~50/60Hz
 Size: Ø100 mm 117.5mm



Available color:





iPRO-60

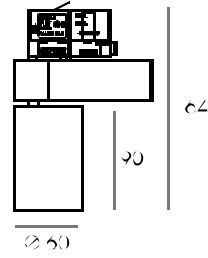
A collection of minimalist and elegant high-power LED projectors. A wide range of solutions with light sources and optics for all your lighting needs. Possibility of installing a three-phase track for maximum flexibility or on the roof for a better integration in the architecture. Efficiency and reliability.





IPRO-60T1 31411 LED 7W

Material: aluminum
 Beam: 3.55°
 Spot: beam adjust: 20°
 Lamp: COB 1x7W
 2700K/3000K/4000K
 CRI: 80/90
 Reflector angle: 6°/25°/36°
 AC220V~50/60Hz
 Size: Ø: 60mm L: 90mm L: 24mm

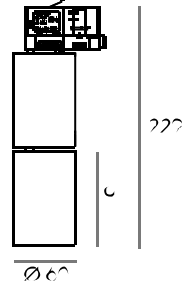


Available color: WH BK SV



IPRO-60T2 31411 LED 7W

Material: aluminum
 Beam: 3.55°
 Spot: beam adjust: 90°
 Lamp: COB 1x7W
 2700K/3000K/4000K
 CRI: 80/90
 Reflector angle: 6°/25°/36°
 AC220V~50/60Hz
 Size: Ø: 60mm L: 90mm L: 29mm

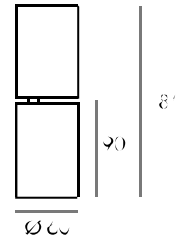


Available color: WH BK SV



IPRO-60C 31411 LED 7W

Material: aluminum
 Beam: 3.55°
 Spot: beam adjust: 90°
 Lamp: COB 1x7W
 2700K/3000K/4000K
 CRI: 80/90
 Reflector angle: 6°/25°/36°
 AC220V~50/60Hz
 Size: Ø: 60mm L: 90mm L: 35mm

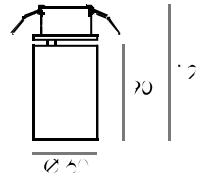


Available color: WH BK SV



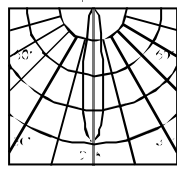
IPRO-60R 31411 LED 7W

Material: aluminum
 Beam: 3.55°
 Spot: beam adjust: 90°
 Lamp: COB 1x7W
 2700K/3000K/4000K
 CRI: 80/90
 Reflector angle: 6°/25°/36°
 AC220V~50/60Hz
 Size: Ø: 60mm L: 90mm L: 25mm
 Cutout: Ø: 55mm



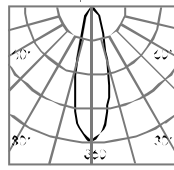
Available color: WH BK SV

iPRO-60 SERIES LED 7W



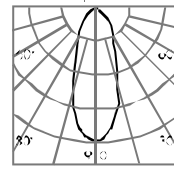
ft	ft	ft
1	2.6	9.8
2	5.2	19.6
3	7.8	29.4
4	10.4	39.2
5	13.0	49.0

FD 7W 3000K 16°



ft	ft	ft
1	4.2	15.0
2	8.4	30.0
3	12.6	45.0
4	16.8	60.0
5	21.0	75.0

FD 7W 3000K 25°



ft	ft	ft
1	6.0	21.6
2	12.0	43.2
3	18.0	64.8
4	24.0	86.4
5	30.0	108.0

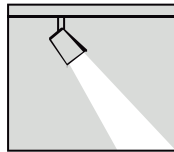
FD 7W 3000K 36°





iPRO-60 SERIES ACCESSORY OPTIONS

Style-A



Style-B





iPRO-75

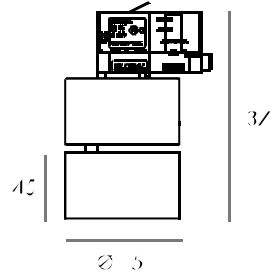
A collection of minimalist and elegant high-power LED projectors. A wide range of solutions with light sources and optics for all your lighting needs. Possibility of installing a three-phase track for maximum flexibility or on the roof for a better integration in the architecture. Efficiency and reliability.





IPRO-75T 31411 LED 10W

Material: aluminum
 Rotates: 355°
 Spotlight adjust: 90°
 Lamp: COB 1x10W
 2700K / 3000K / 4000K
 CRI: 80-90
 Reflector angle: 15° / 25° / 30°
 AC220V-50/60Hz
 Size: Ø: 70mm H: 45mm L: 37mm

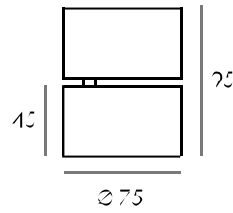


Available color:



IPRO-75C 31411 LED 10W

Material: aluminum
 Rotates: 355°
 Spotlight adjust: 90°
 Lamp: COB 1x10W
 2700K / 3000K / 4000K
 CRI: 80-90
 Reflector angle: 15° / 25° / 30°
 AC220V-50/60Hz
 Size: Ø: 70mm H: 45mm L: 45mm

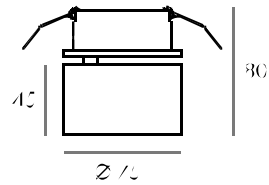


Available color:



IPRO-75R 31411 LED 10W

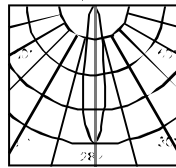
Material: aluminum
 Rotates: 355°
 Spotlight adjust: 90°
 Lamp: COB 1x10W
 2700K / 3000K / 4000K
 CRI: 80-90
 Reflector angle: 15° / 25° / 30°
 AC220V-50/60Hz
 Size: Ø: 75mm H: 75mm L: 80mm
 Cut out: Ø: 70mm



Available color:

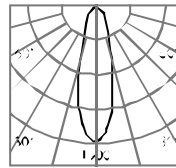


iPRO-75 SERIES LED TOW



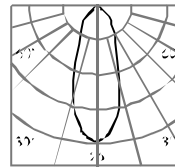
Height (mm)	Beam Diameter (mm)
1	140
2	160
3	180
4	200
5	220

LED TOW 3000K 25°



Height (mm)	Beam Diameter (mm)
1	140
2	160
3	180
4	200
5	220

LED TOW 3000K 25°



Height (mm)	Beam Diameter (mm)
1	140
2	180
3	220
4	260
5	300

LED TOW 3000K 36°

iPRO-75 SERIES ACCESSORY OPTIONS

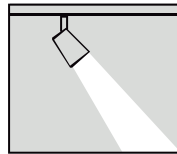
Style-A



Style-B




Style-C



Ceiling



Recessed



Track

iPRO-100

A collection of minimalist and elegant high-power LED projectors. A wide range of solutions with light sources and optics for all your lighting needs. Possibility of installing a three-phase track for maximum flexibility or on the roof for a better integration in the architecture. Efficiency and reliability.

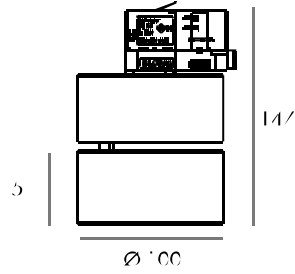




iPRO-100T 31421 LED 15W

Material: aluminium
 Rotates: 355°
 Spot head adjust: 90°

Temp: COB 1x15W
 2700K/3000K/4000K
 CRI 80/90
 Reflector angle: 16° 25° 36°
 AC220V ~50/60 Hz
 Size: Ø: 100mm H: 50mm L: 114mm



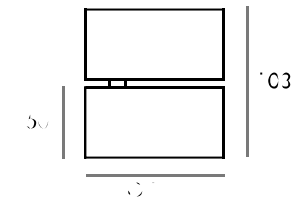
Available color:



iPRO-100C 31421 LED 15W

Material: aluminium
 Rotates: 355°
 Spot head adjust: 90°

Temp: COB 1x15W
 2700K/3000K/4000K
 CRI 80/90
 Reflector angle: 16° 25° 36°
 AC220V ~50/60 Hz
 Size: Ø: 100mm H: 50mm L: 103mm



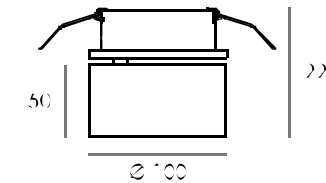
Available color:



iPRO-100R 31421 LED 15W

Material: aluminium
 Rotates: 355°
 Spot head adjust: 90°

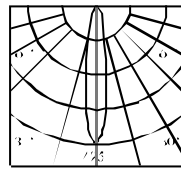
Temp: COB 1x15W
 2700K/3000K/4000K
 CRI 80/90
 Reflector angle: 16° 25° 36°
 AC220V ~50/60 Hz
 Size: Ø: 100mm H: 50mm L: 122mm
 Cut-out: Ø: 95mm



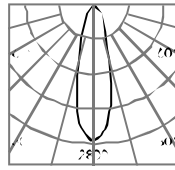
Available color:



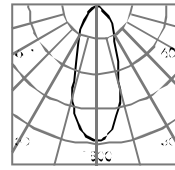
iPRO-100 SERIES LED 15W



Style A 15W 3000K 6°



Style B 15W 3000K 25°



Style C 15W 3000K 36°

iPRO-100 SERIES ACCESSORY OPTIONS

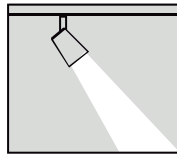
Style A



Style B



Style C





Track

Ceiling

Recessed

iPRO-125

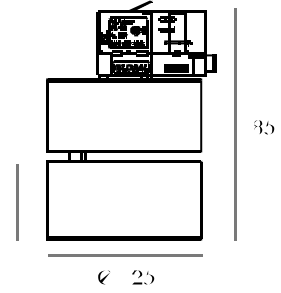
A collection of minimalist and elegant high-power LED projectors. A wide range of solutions with light sources and optics for all your lighting needs. Possibility of installing a three-phase track for maximum flexibility or on the roof for a better integration in the architecture. Efficiency and reliability.



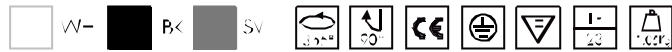


iPRO-125T 31441 LED 25W

Material: aluminum
 Focus: 3.55"
 Spot head offset: 90°
 Lamp: COB x25W
 2700K/3000K/4000K
 CRI 90/90
 Reflector angle: 16°/25°/36°
 AC/20V-50/60Hz
 Size: Ø: 125mm x 70mm H: 18.5mm

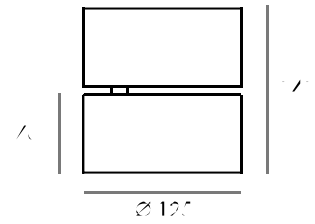


Available color:



iPRO-125C 31441 LED 25W

Material: aluminum
 Focus: 3.55"
 Spot head offset: 90°
 Lamp: COB x25W
 2700K/3000K/4000K
 CRI 90/90
 Reflector angle: 16°/25°/36°
 AC/20V-50/60Hz
 Size: Ø: 125mm x 70mm H: 17.1mm

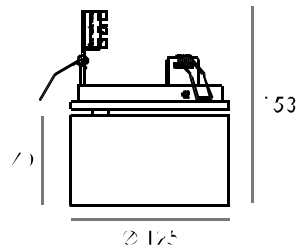


Available color:

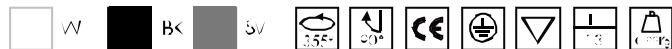


iPRO-125R 31441 LED 25W

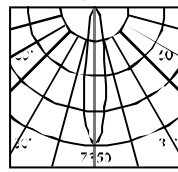
Material: aluminum
 Focus: 3.55"
 Spot head offset: 90°
 Lamp: COB x25W
 2700K/3000K/4000K
 CRI 90/90
 Reflector angle: 16°/25°/36°
 AC/20V-50/60Hz
 Size: Ø: 125mm x 70mm H: 53mm
 Cable: Ø: 12mm



Available color:

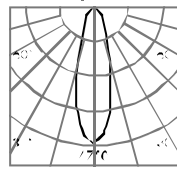


iPRO-125 SERIES LED 25W



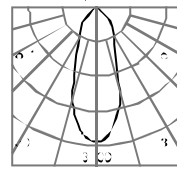
LED 25W 3000K 15°

1	0.28	0.40
2	0.56	0.80
3	0.84	1.20
4	1.12	1.60
5	1.40	2.00



LED 25W 3000K 25°

1	0.41	0.57
2	0.82	1.14
3	1.23	1.71
4	1.64	2.28
5	2.05	2.85



LED 25W 3000K 30°

1	0.41	0.57
2	0.82	1.14
3	1.23	1.71
4	1.64	2.28
5	2.05	2.85

iPRO-125 SERIES ACCESSORY OPTIONS

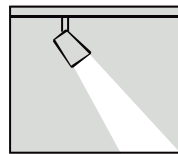
Style-A



Style-B



Style-C



V8





Essence of Track and Ceiling

V8 is the extend version of iPRO with the rotate double lamp ,can flexible rotate 355degree,put on ceiling light can achieve a full range of lighting effects. The name of the source is , the shape looks like Arabic number 8, and as we choose the best quality of the materials,its thick,strong and powerful , just like the engine of the car, LED dedicated and powerful enough to accentuate objects in the room. Also great company to have next to your bed or on your desk and all of the artistic designing company , the club , the museum , the studio , and all of the tasted place .

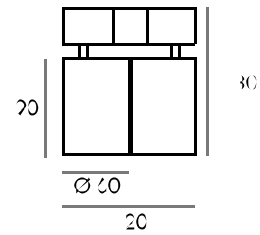




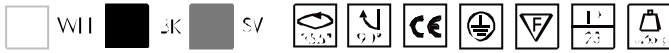


V8-60C 31512 LED 2x7W

Material: aluminum
 Rotates: 355°
 Spot size adjust: 90°
 Lamp: COB 2x7W
 2700K/3000K/4000K
 CRI80/90
 Reflector angle: 12°/25°/36°
 AC220V-50/60Hz
 Size: Ø60x120 mm L 90 mm H 130mm

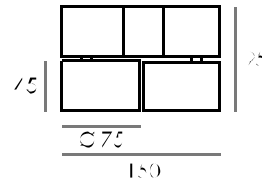


Available color:

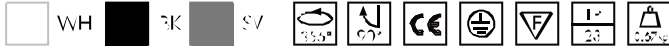


V8-75C 31512 LED 2x10W

Material: aluminum
 Rotates: 355°
 Spot size adjust: 90°
 Lamp: COB 2x10W
 2700K/3000K/4000K
 CRI80/90
 Reflector angle: 12°/25°/36°
 AC220V-50/60Hz
 Size: Ø75x150 mm L 45 mm H 25mm

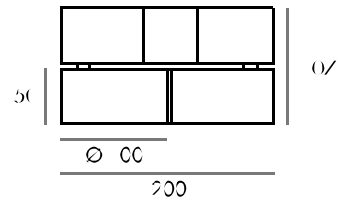


Available color:



V8-100C 31522 LED 2x15W

Material: aluminum
 Rotates: 355°
 Spot size adjust: 90°
 Lamp: COB 2x15W
 2700K/3000K/4000K
 CRI80/90
 Reflector angle: 12°/25°/36°
 AC220V-50/60Hz
 Size: Ø100x200 mm L 50 mm H 107mm

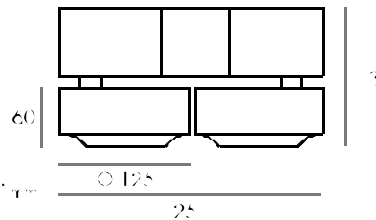


Available color:



V8-125C 31542 LED 2x25W

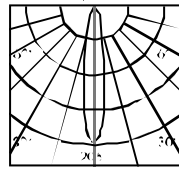
Material: aluminum
 Rotates: 355°
 Spot size adjust: 90°
 Lamp: COB 2x25W
 2700K/3000K/4000K
 CRI80/90
 Reflector angle: 12°/25°/36°
 AC220V-50/60Hz
 Size: Ø125x250 mm L 60 mm H 127mm



Available color:

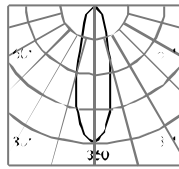


V8-60C 31512 LED 2x7W



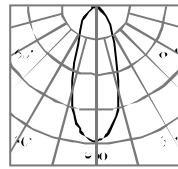
Beam Angle	Beam Diameter (mm)
15°	230
30°	460
45°	690
60°	920
75°	1150

LED 7W 3000K 15°



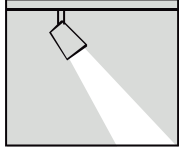
Beam Angle	Beam Diameter (mm)
25°	350
50°	700
75°	1050
100°	1400
125°	1750

LED 7W 3000K 25°

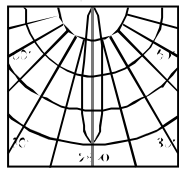


Beam Angle	Beam Diameter (mm)
36°	500
72°	1000
108°	1500
144°	2000
180°	2500

LED 7W 3000K 36°

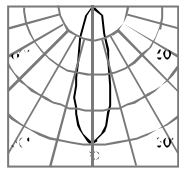


V8-75C 31512 IFD 2x10W



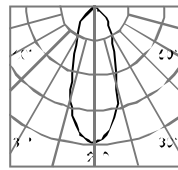
Beam Angle	Beam Diameter (mm)
15°	230
30°	460
45°	690
60°	920
75°	1150

IFD 10W 3000K 15°



Beam Angle	Beam Diameter (mm)
25°	350
50°	700
75°	1050
100°	1400
125°	1750

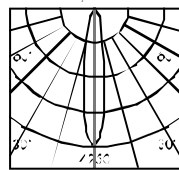
IFD 10W 3000K 25°



Beam Angle	Beam Diameter (mm)
36°	500
72°	1000
108°	1500
144°	2000
180°	2500

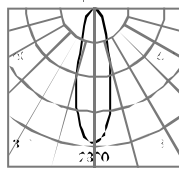
IFD 10W 3000K 36°

V8-100C 31522 LED 2x15W



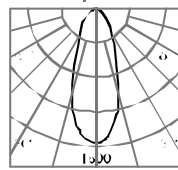
Beam Angle	Beam Diameter (mm)
16°	230
32°	460
48°	690
64°	920
80°	1150

LED 15W 3000K 16°



Beam Angle	Beam Diameter (mm)
25°	350
50°	700
75°	1050
100°	1400
125°	1750

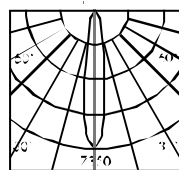
LED 15W 3000K 25°



Beam Angle	Beam Diameter (mm)
36°	500
72°	1000
108°	1500
144°	2000
180°	2500

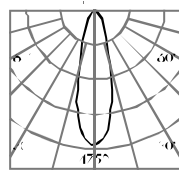
LED 15W 3000K 36°

V8-125C 31542 LED 2x25W



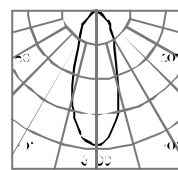
Beam Angle	Beam Diameter (mm)
16°	230
32°	460
48°	690
64°	920
80°	1150

LED 25W 3000K 16°



Beam Angle	Beam Diameter (mm)
25°	350
50°	700
75°	1050
100°	1400
125°	1750

LED 25W 3000K 25°



Beam Angle	Beam Diameter (mm)
36°	500
72°	1000
108°	1500
144°	2000
180°	2500

LED 25W 3000K 36°

V8-75/100/125 SERIES

ACCESSORY OPTIONS

Style-A




Style-B



Style-C



Zoom




Exquisit and Multi-function

The grozile lamps collection functions makes the scenery. Having four effective presentation (the ceiling, the track, the recess, the pendant) can meet a variety need of different scene. The reinstaluminium milled and refined metal processing technic can make sure the constancy of the focusing process. The unique fokussierbarkeit of Lentkegels will highlight requirements.

Variable Light

The specially designed lens, made of high quality glass, provides a uniform light distribution that leads the consequent lighting changes. The beam angle is by means of a focus ring of 20 to 60 degrees specific variable change. Zoom can achieve the products color function from 2700 K to 6000 K, (its additional function), excels in any light color area by a constant lumen package.



Focus ring to change the light radiation

Variable light beam
20° - 60°





Lighting in its best form

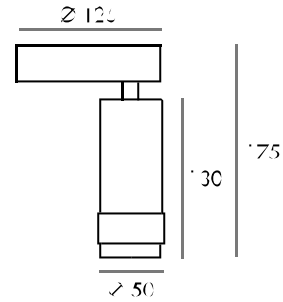
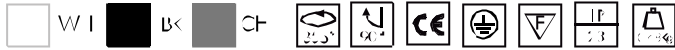
Zoom is the first light series variable from radiation angle adjustable light colour. The refined focus ring is your defining characteristic and the common design and functional component of all models. Rooms can be as such a light tool brilliant scene.



Zoom-50C 31621 LED 15W

Material: aluminum
 Radius: 355°
 Spot head adjust: 90°
 Lamp: COB 1x15W
 2700K/3000K/4000K
 CRI 80/90
 Reflector angle: 12° 25° 36°
 AC220V ~50/60Hz
 Size: Ø: 50 mm H: 30 mm H: 175 mm

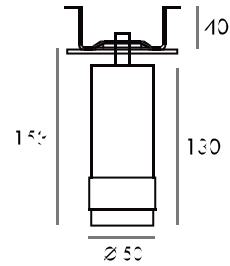
Available color:



Zoom-50R 31621 LED 15W

Material: aluminum
 Radius: 355°
 Spot head adjust: 90°
 Lamp: COB 1x15W
 2700K/3000K/4000K
 CRI 80/90
 Reflector angle: 12° 25° 36°
 AC220V ~50/60Hz
 Size: Ø: 50 mm H: 130 mm H: 93mm

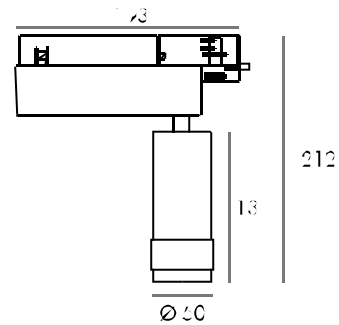
Available color:



Zoom-50T 31621 LED 15W

Material: aluminum
 Radius: 355°
 Spot head adjust: 90°
 Lamp: COB 1x15W
 2700K/3000K/4000K
 CRI 80/90
 Reflector angle: 12° 25° 36°
 AC220V ~50/60Hz
 Size: Ø: 50 mm H: 130mm H: 212mm

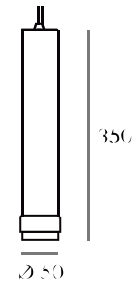
Available color:



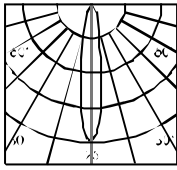
Zoom-50P 31621 LED 15W

Material: aluminum
 Radius: fixed
 Spot head adjust: Fixed
 Lamp: COB 1x15W
 2700K/3000K/4000K
 CRI 80/90
 Reflector angle: 12° 25° 36°
 AC220V ~50/60Hz
 Size: Ø: 50 mm H: 350mm

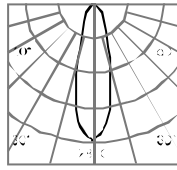
Available color:



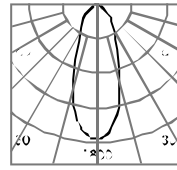
Zoom-50 SERIES 31621 LED 15W



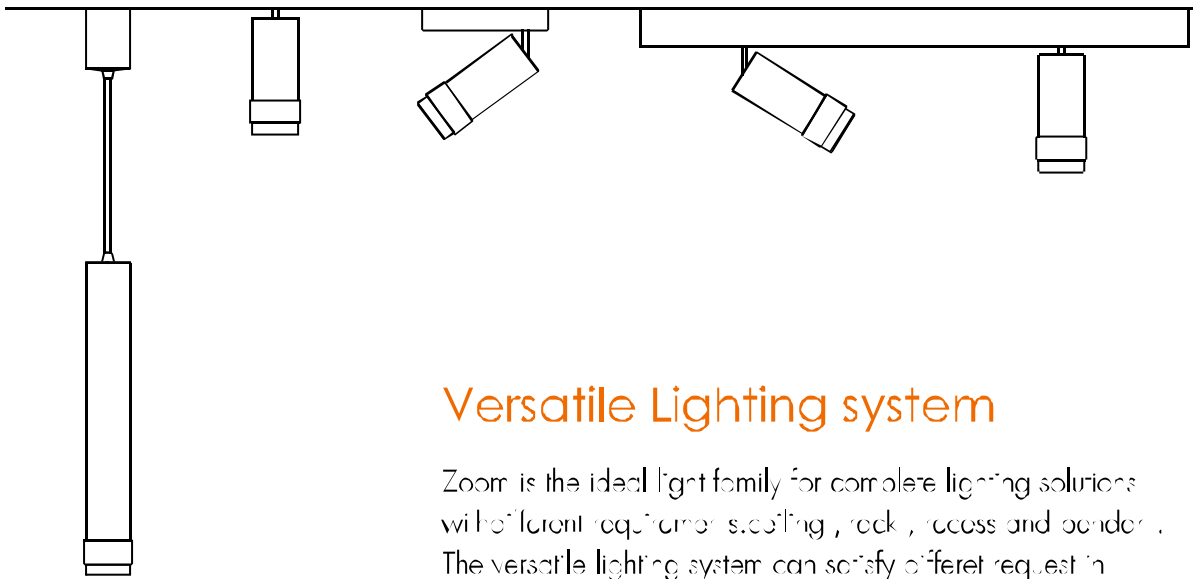
LED 15W 3000K 16°



LED 15W 3000K 25°



LED 15W 3000K 36°



Versatile Lighting system

Zoom is the ideal light family for complete lighting solutions with different requirements: ceiling, track, recess and pendant. The versatile lighting system can satisfy different requests in different scenes.



Guten





Fixed, Recessed, with a Classic black and white surface treatment.

The light has excellent color performance, and can effectively improve lighting quality of the space. Widely used in Home, Hotel, Clubs, coffee bar shops and other beautifully decorated space.





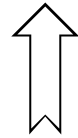
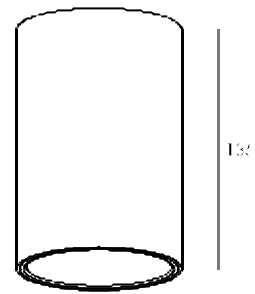
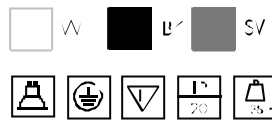
Guten-A 31711 1xGU10

Material: aluminum
 Recess: Fixed
 Socket: adjustable - Fixed

Lamp: 1xGU10
 1xGU10 LED

Size: \varnothing : 70 mm H: 135 mm

Available color:



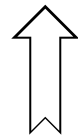
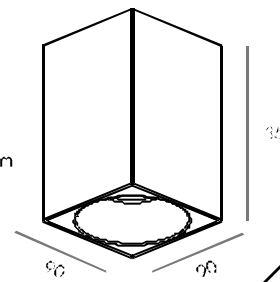
Gulon-B 31711 1xGU10

Material: aluminum
 Recess: Fixed
 Socket: adjustable - Fixed

Lamp: 1xGU10
 1xGU10 LED

Size: L: 90 mm W: 90 mm H: 35 mm

Available color:



Funnel





Classic and Sexy

The led track light excited by time of funnel, its also looks like as women's sexy figure. Its full of curve, sexy and elegant. As one of our classic products, we give big expectation that, as time passed, through our refined mechanical processing, and our strict quality details control, funnel can be always sexy and classic, and adorable. Will win the market demand.

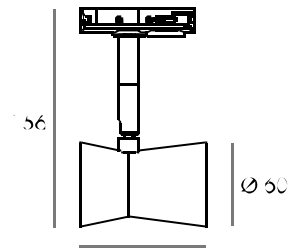






Funnel-60T 50311 LED 6W

Material: aluminum
 Rotates: 355°
 Spot head adjust: 90°
 Lamp: COB 6W
 2700K/3000K/4000K
 CRI 80/90
 Reflector angle: 16° 25° 36°
 AC220V ~50/60Hz
 Size: Ø: 60 mm L: 90 mm H: 52 mm

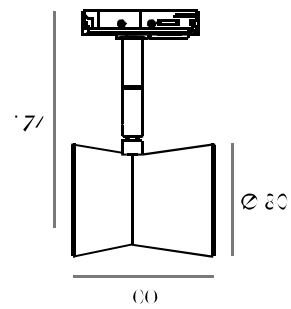


Available color:



Funnel-80T 50321 LED 12W

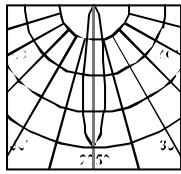
Material: aluminum
 Rotates: 355°
 Spot head adjust: 90°
 Lamp: COB 12W
 2700K/3000K/4000K
 CRI 80/90
 Reflector angle: 16° 25° 36° 53°
 AC220V ~50/60 Hz
 Size: Ø: 80 mm L: 100 mm H: 77 mm



Available color:

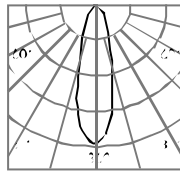


Funnel-60T 50311 LED 6W



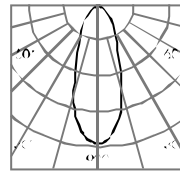
h	l	Ik
0.28	140	
0.56	280	
0.84	420	
1.12	560	
1.4	700	

LED 6W 3000K 25°



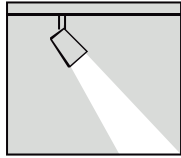
h	l	Ik
0.24	120	
0.48	240	
0.72	360	
0.96	480	
1.2	600	

LED 6W 3000K 25°

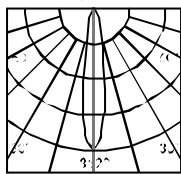


h	l	Ik
0.65	325	
1.3	650	
1.95	975	
2.6	1300	
3.25	1625	

LED 6W 3000K 36°

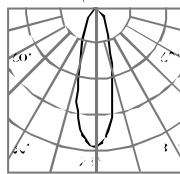


Funnel-80T 50321 LED 12W



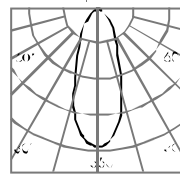
h	l	Ik
0.28	140	
0.56	280	
0.84	420	
1.12	560	
1.4	700	

LED 12W 3000K 25°



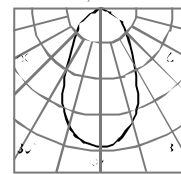
h	l	Ik
0.24	120	
0.48	240	
0.72	360	
0.96	480	
1.2	600	

LED 12W 3000K 25°



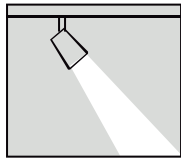
h	l	Ik
0.65	325	
1.3	650	
1.95	975	
2.6	1300	
3.25	1625	

LED 12W 3000K 36°



h	l	Ik
0.99	495	
1.98	990	
2.97	1485	
3.96	1980	
4.95	2475	

LED 12W 3000K 58°



Bee





Smart, Classic and Serialized

The led tracklight Bee-series excited by its simplicity and wide adaptability. With 3 different colored entblendungs units is Bee easily a variety of circumstances and gives each room a unique touch.

Having more specification GU10 and COB led ,single lamp and double lamp ,the rocker arm have long and short ,guarantees the quality led tracklight best quality and accurate illumination for brilliant light accents.the small and exquitsite, charming ,classic and adorable . Its widely used in museum , the chain shop , the exhibiton hall. Can rotate full of angle, can satisfy different illuminate scene .

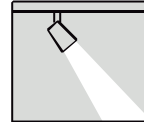






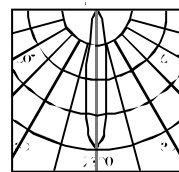
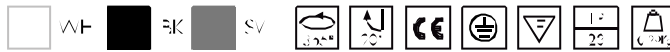
Boc-60T1 5041 GJ10 / LED 8W

Material: aluminum
 Rotation: 355°
 Spot face adjust: 90°

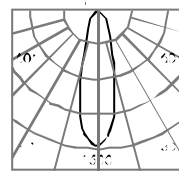


Input: DC 24V
 1x3W DC LED
 2700K/3000K/4000K
 CRI 90/90
 Full cut angle: 6°/25°/36°/58°
 AC/220V ~50/60~
 Size: Ø: 60mm L: 74mm H: 128mm

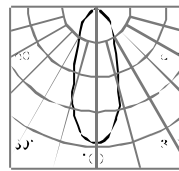
Available in:



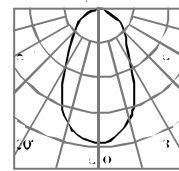
3W 3000K 12°



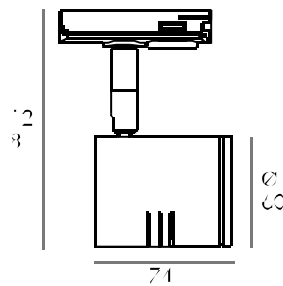
8W 3000K 25°



3W 3000K 36°



8W 3000K 58°





Bcc-60T2 50411 GU10/LED 8W

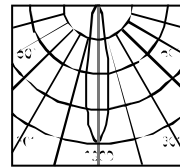
Bee-60T3 50412 2 x GU10/LED 8W

Material: aluminum
 Tilt: 355°
 Spot head adjust: 90°
 Lamp: 1xGU10
 8W LED
 2700K/3000K/4000K
 CRI 80-90
 Reflector angle: 16° 25° 36° 58°
 AC220V~50/60Hz
 Size: Ø: 60mm L: 88mm H: 88mm

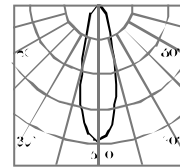
Material: aluminum
 Tilt: 355°
 Spot head adjust: 90°
 Lamp: 2xGU10
 1x8W LED
 2700K/3000K/4000K
 CRI 80-90
 Reflector angle: 16° 25° 36°
 AC220V~50/60Hz
 Size: Ø: 60mm L: 115mm H: 88mm

Available color:

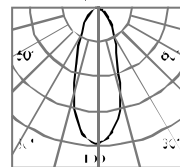
Available color:



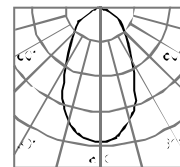
16° 8W 3000K 16°



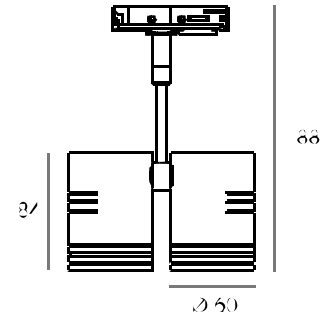
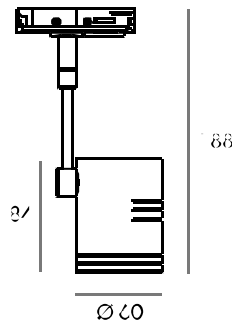
16° 8W 3000K 25°



25° 8W 3000K 36°



25° 8W 3000K 58°



Bell





Compact and Delicate

DOBTD, precise optical design, small and exquisite, charming, classic and adorable.

Its widely used in museum, the chain shop, the exhibition hall. Can rotate full of angle, can satisfy different illuminate scene.







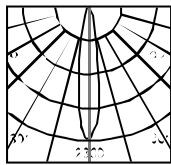
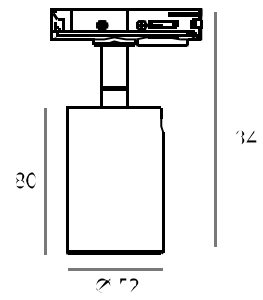


Bell-52T 50511 LED 8W

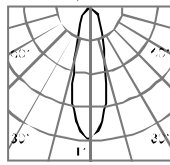
Material: aluminum
 Finish: 3557
 Section radius: 90°

Beam: 20B x 6W
 2000K/3000K/4000K
 CRI 80/90
 Full beam angle: 16° 25° 36°
 AC220V-50/60Hz
 Size: O: 52mm x 81mm x 34mm

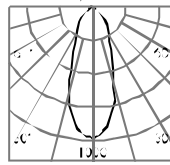
Available color:



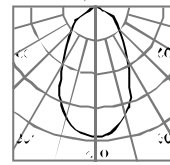
LED 8W 3000K 16°



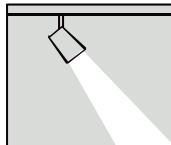
LED 8W 3000K 25°



LED 8W 3000K 36°



LED 8W 3000K 36°




Ella



Applicable to
dining space



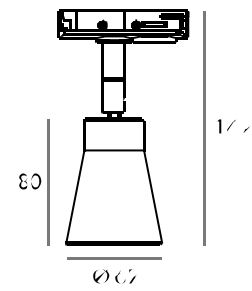




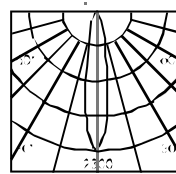
Ella-62T 50611 GU10 / LED 8W

Material: aluminium
 Foal: 355°
 Seel: 1000 edjust: 20°

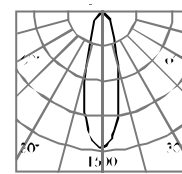
emp: 1xGU10
 1x8W LED
 2700/3000K 400lm
 CRI 80/20
 Reflex angle: 6° 25° 36°
 AC220V 50/60Hz
 Size: Ø: 62mm L: 80mm H: 79mm



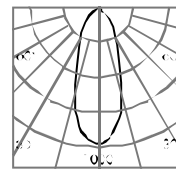
Available color:



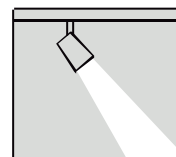
HLL 8W 3000K 6°



LL 8W 3000K 22°




D 8W 3000K 32°



Camera









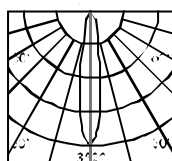
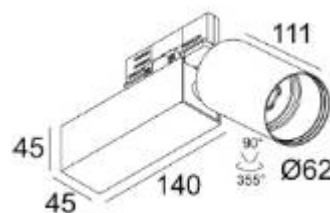
Camera-T 50721 LED 12W

Material: aluminum
 Rotates: 355°
 Spot head adjust: 90°

Lamp: COB x 12W
 2700K / 3000K / 4000K
 CRI 80/90

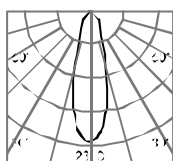
Releasor angle: 15° / 25° / 30° / 38°
 AC220V-50/60 Hz
 Size: D 62mm L 111mm H 45mm

Available color:



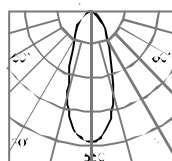
Beam angle	Beam diameter (mm)	Beam length (mm)
6°	108	111
12°	216	111
18°	324	111
24°	432	111
30°	540	111
36°	648	111
42°	756	111
48°	864	111
54°	972	111
60°	1080	111

LED 12W 3000K 6°



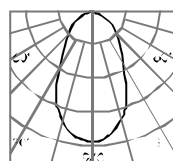
Beam angle	Beam diameter (mm)	Beam length (mm)
25°	270	111
50°	540	111
75°	810	111
100°	1080	111
125°	1350	111
150°	1620	111
175°	1890	111
200°	2160	111
225°	2430	111
250°	2700	111

LED 12W 3000K 25°



Beam angle	Beam diameter (mm)	Beam length (mm)
36°	360	111
72°	720	111
108°	1080	111
144°	1440	111
180°	1800	111
216°	2160	111
252°	2520	111
288°	2880	111
324°	3240	111
360°	3600	111

LED 12W 3000K 36°



Beam angle	Beam diameter (mm)	Beam length (mm)
38°	380	111
76°	760	111
114°	1140	111
152°	1520	111
190°	1900	111
228°	2280	111
266°	2660	111
304°	3040	111
342°	3420	111
380°	3800	111

LED 12W 3000K 38°


Small



Small and Exquisite

The led tracklight Bee-series excited by its simplicity and wide applicability.

DO3.5W ,AC110V/220V , it's the smallest track light throughout the history .single lamp . guarantees the quality led tracklight best quality and accurate illumination for brilliant light accents.the small and exquisite, charming ,classic and adorable . Its widely used in museum , the chain shop , the exhibitor hall..



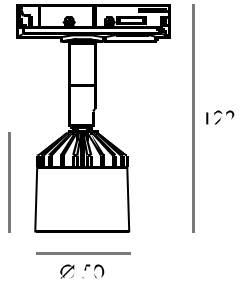




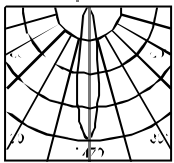
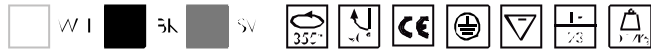
Small-T 50801 LED 5W

Material: aluminum
 Rotates: 355°
 Spot: fixed adjust: 20°

opto. Samsung DC LED 5W
 2700 K/3000K/4000 K
 CRI: 80/90
 Reflector angle: 15°/25°/35°
 AC 110 V / AC 220V-240V 50/60 Hz
 Size: Ø: 50mm / 54mm / 112mm

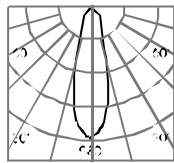


Available color:



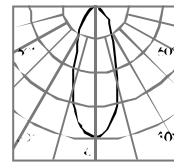
H	D	L
1	0.28	14.6
2	0.55	29.2
3	0.82	43.8
4	1.10	58.4
5	1.37	73.0

LED 5W 3000K 10°



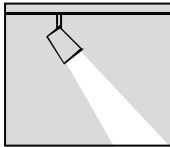
H	D	L
1	0.44	22.0
2	0.88	44.0
3	1.32	66.0
4	1.76	88.0
5	2.20	110.0

LED 5W 3000K 25°




H	D	L
1	0.55	27.5
2	1.10	55.0
3	1.65	82.5
4	2.20	110.0
5	2.75	137.5

LED 5W 3000K 35°



Eye





Multi specification and Serialized

The led tracklight hi-series excites by its simplicity and wide adaptability. With 3 different color. Can have 4 angles to select the reflectors (6° , 24° , 36° , 58°) guarantees the quality led tracklight best quality and accurate illumination for brilliant light occurs.can rotate with different angles according to different radiation. Its widely used in museum , the chain shop , the exhibition hall..

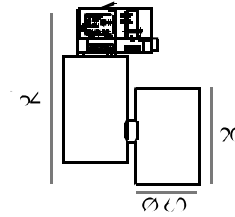






Eye-60T 50911 LED 7W

Material: aluminum
 Beam: 355°
 Spot head adjust: 90°
 Lamp: COB 7x7W
 2700K/3000K/4000K
 CRI 80/90
 Reflector angle: 6°/25°/36°
 AC220V-50/60Hz
 Size: Ø: 60mm L: 64mm

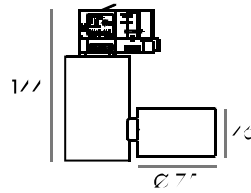


Available color:



Eye-75T 50911 LED 10W

Material: aluminum
 Beam: 355°
 Spot head adjust: 90°
 Lamp: COB 7x10W
 2700K/3000K/4000K
 CRI 80/90
 Reflector angle: 6°/25°/36°
 AC220V-50/60Hz
 Size: Ø: 75mm L: 65mm

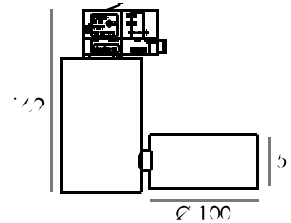


Available color:

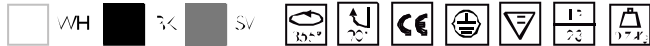


Eye-100T 50921 LED 15W

Material: aluminum
 Beam: 355°
 Spot head adjust: 90°
 Lamp: COB 7x15W
 2700K/3000K/4000K
 CRI 80/90
 Reflector angle: 6°/25°/36°
 AC220V-50/60Hz
 Size: Ø: 100mm L: 67mm

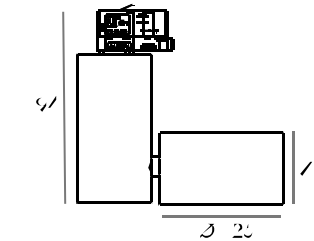


Available color:

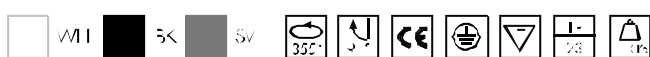


Eye-125T 50941 LED 25W

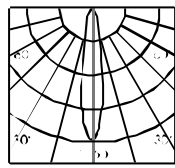
Material: aluminum
 Beam: 355°
 Spot head adjust: 90°
 Lamp: COB 7x25W
 2700K/3000K/4000K
 CRI 80/90
 Reflector angle: 6°/25°/36°
 AC220V-50/60Hz
 Size: Ø: 125mm L: 64mm



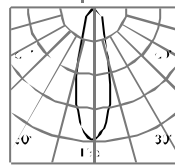
Available color:



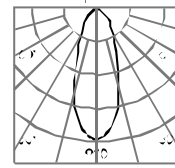
Eye-60^T 50901 LED 7W



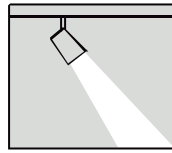
LED 7W 3000K 16°



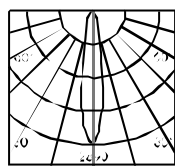
LED 7W 3000K 25°



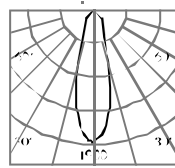
LED 7W 3000K 36°



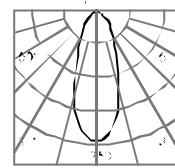
Eye-75T 50911 LED 10W



LED 10W 3000K 16°

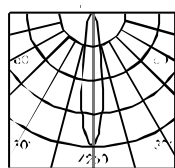


LED 10W 3000K 25°

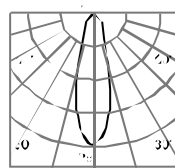


LED 10W 3000K 36°

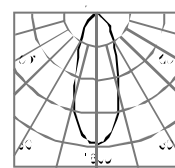
Eye-100T 50921 LED 15W



LED 15W 3000K 16°

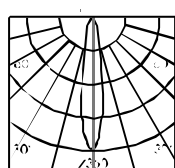


LED 15W 3000K 25°

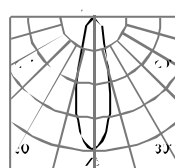


LED 15W 3000K 36°

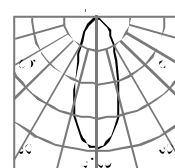
Eye-125T 50941 LED 25W



LED 25W 3000K 16°



LED 25W 3000K 25°



LED 25W 3000K 36°

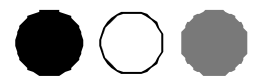

Win




AC-led and Dimming

AC-led, it is high luminous efficacy and high reliability, Dimmable .
Unique confidential design ,efficient thermal design ,classic and
exquisite design .Full of artistic and flexibility.

Widely used in luxury shop , museum , art museum , shop and all
the space with tested and high -level .









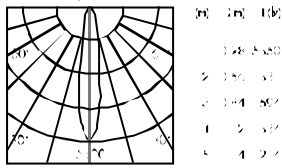
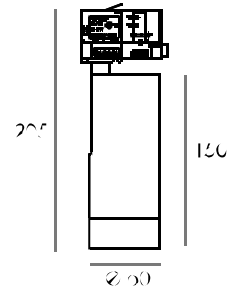


Win-60T 51031 LED 20W

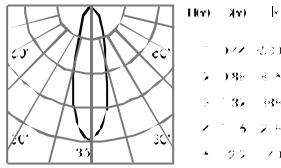
Material: aluminum
 Rod: 357mm
 Spot head adjust: 90°

Lamp: DD3 1x20W
 2700K 3000K/7000K
 CRI80/90
 Reflector angle: 16° 25° 36°
 AC220V-50/60Hz
 Size: Ø: 60mm L: 100mm H: 200mm

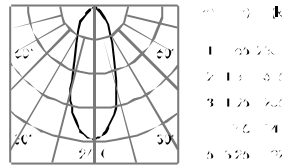
Available color:



ILD 20W 3000K 16°



ILD 20W 3000K 25°



ILD 20W 3000K 36°

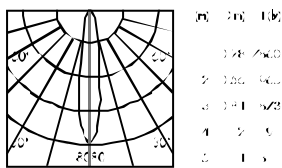
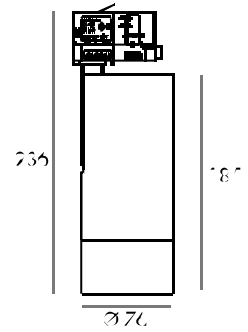


Win-76T 51051 LED 30W

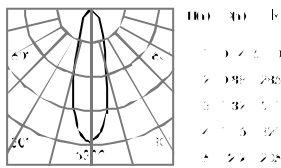
Material: aluminum
 Rod: 350mm
 Spot head adjust: 90°

Lamp: DD3 1x30W
 2700K 3000K/7000K
 CRI80/90
 Reflector angle: 16° 25° 36°
 AC220V-50/60Hz
 Size: Ø: 76mm L: 85mm H: 236mm

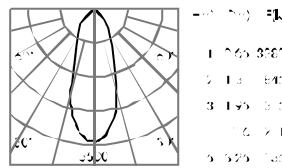
Available color:



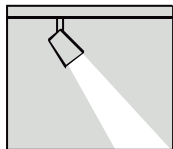
ILD 30W 3000K 16°




ILD 30W 3000K 25°



ILD 30W 3000K 36°



Arm





Track and Ceiling

Two different version , tracking and ceiling ,high brightness COB. Can rotate full of angle. With 3 different color. Can have 4 angles to select the reflectors (16°, 24°, 36°, 58°) guarantees the quality led tracklight best quality and accurate illumination for brilliant light accents.

Can rotate with different angles according to different radiation. Widely used in luxury shop ,museum, art museum, shop and all the space with taste and high-level.

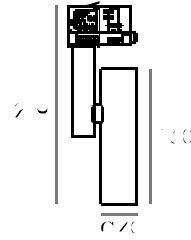






Arm-40I 51111 LED 7W

Material: aluminum
 Reflex: 355°
 Spot head adjust: 90°
 Lamp: COB 7x7W
 2700K/3000K/4000K
 CRI80/90
 Reflector angle: 16° 25° 36°
 AC220V-50/60Hz
 Size: Ø: 40 mm L: 150 mm H: 212 mm

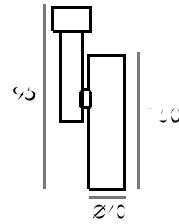


Available color:



Arm-40C 51111 LED 7W

Material: aluminum
 Reflex: 355°
 Spot head adjust: 90°
 Lamp: COB 7x7W
 2700K/3000K/4000K
 CRI80/90
 Reflector angle: 16° 25° 36°
 AC220V-50/60Hz
 Size: Ø: 40 mm L: 150 mm H: 95 mm

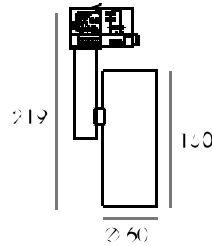


Available color:



Arm-60T 51121 LED 15W

Material: aluminum
 Reflex: 355°
 Spot head adjust: 90°
 Lamp: COB 1x15W
 2700K/3000K/4000K
 CRI80/90
 Reflector angle: 16° 25° 36°
 AC220V-50/60Hz
 Size: Ø: 60 mm L: 150 mm H: 219 mm

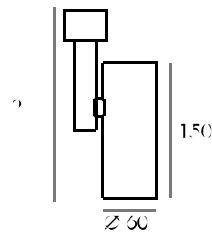


Available color:



Arm-60C 51121 LED 15W

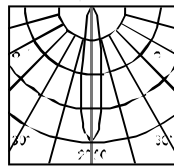
Material: aluminum
 Reflex: 355°
 Spot head adjust: 90°
 Lamp: COB 1x15W
 2700K/3000K/4000K
 CRI80/90
 Reflector angle: 16° 25° 36°
 AC220V-50/60Hz
 Size: Ø: 60 mm L: 150 mm H: 200 mm



Available color:

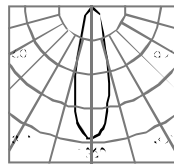


Arm-40 SERIES 51111 LED 7W



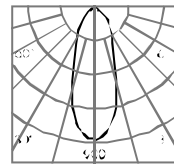
Beam Diameter (ft)	Beam Angle (°)	Beam Length (ft)
1	0.28	1250
2	0.56	625
3	0.84	417
4	1.12	313
5	1.40	250

LED 7W 3000K 15°



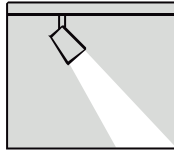
Beam Diameter (ft)	Beam Angle (°)	Beam Length (ft)
1	0.77	1300
2	1.54	650
3	2.31	433
4	3.08	325
5	3.85	260

LED 7W 3000K 25°

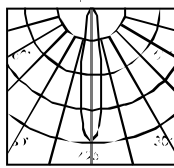


Beam Diameter (ft)	Beam Angle (°)	Beam Length (ft)
1	1.00	900
2	2.00	450
3	3.00	300
4	4.00	225
5	5.00	180

LED 7W 3000K 36°

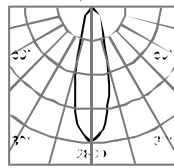


Arm-60 SERIES 51121 LED 15W



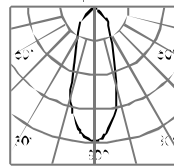
Beam Diameter (ft)	Beam Angle (°)	Beam Length (ft)
1	0.28	1250
2	0.56	625
3	0.84	417
4	1.12	313
5	1.40	250

LED 15W 3000K 15°



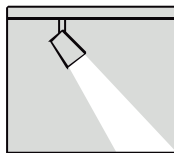
Beam Diameter (ft)	Beam Angle (°)	Beam Length (ft)
1	0.77	1300
2	1.54	650
3	2.31	433
4	3.08	325
5	3.85	260

LED 15W 3000K 25°



Beam Diameter (ft)	Beam Angle (°)	Beam Length (ft)
1	1.00	900
2	2.00	450
3	3.00	300
4	4.00	225
5	5.00	180

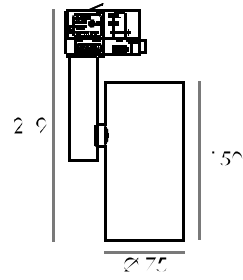
LED 15W 3000K 36°





Arm-75T 51141 LED 25W

Material: aluminum
 Rotation: 355°
 Spot head adjust: 20°
 Lamp: COB 1x25W
 2700K/3000K/4000K
 CRI 80/90
 Reflector angle: 6° 25° 30°
 AC220V 50/60 Hz
 Size: Ø: 75 mm L: 150mm H: 59mm

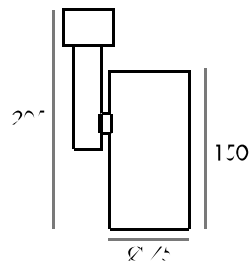


Available color:



Arm-75C 51141 LED 25W

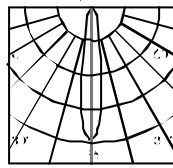
Material: aluminum
 Rotation: 355°
 Spot head adjust: 90°
 Lamp: COB 1x25W
 2700K/3000K/4000K
 CRI 80/90
 Reflector angle: 6° 25° 30°
 AC220V 50/60 Hz
 Size: Ø: 75 mm L: 150mm H: 219mm



Available color:

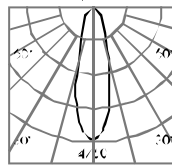


Arm-75 SERIES 51141 LED 25W



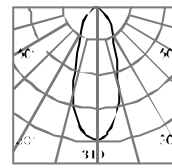
θ (°)	Intensity (lm)
0	0.38 4000
1	0.32 3500
2	0.24 2500
3	0.17 1800

LED 25W 3000K 12°



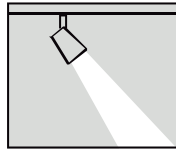
θ (°)	Intensity (lm)
0	0.24 4000
1	0.20 3000
2	0.15 2200
3	0.11 1600

LED 25W 3000K 25°



θ (°)	Intensity (lm)
0	0.16 3000
1	0.13 2200
2	0.10 1600
3	0.07 1200

LED 25W 3000K 36°



S1





Track and Wall mounted

The design concept stems from ultra thin and curve beauty . its have 2 version of installing , the track light and the wall lamp .

The flexible and adjustable lamp is very simplicity and adaptability . the full angle of rotating can focus on different scene .







The beauty of the wave curve in
aesthetics, the poet's feelings,
our sympathy.

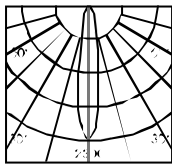
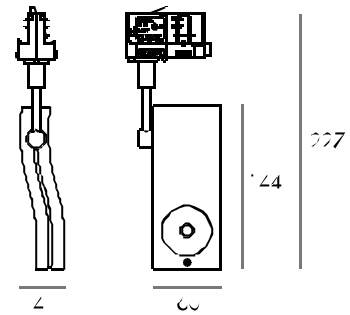


S1-T1 51211 LED 8W

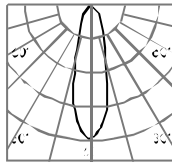
Material: aluminium
 Focus: 355°
 Spot: adjustable: 90°

amp: COB 1x8W
 2700K/3000K/4000K
 CRI 80/90
 Reflector angle: 15°/25°/36°/53°
 AC220V-50/60Hz
 Size: W60mm L77mm H122mm

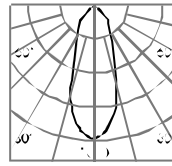
Available color:



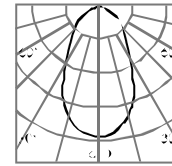
8W 3000K 15°



8W 3000K 25°



8W 3000K 36°



8W 3000K 53°

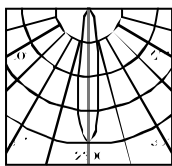
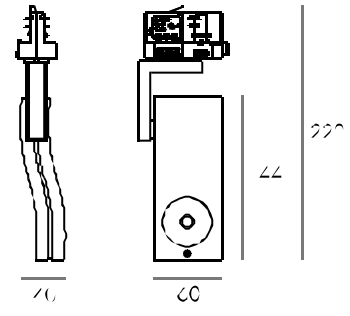
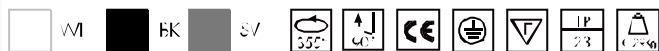


S1-T2 51211 LED 8W

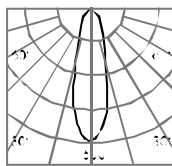
Material: aluminium
 Focus: 355°
 Spot: adjustable: 90°

amp: COB 1x8W
 2700K/3000K/4000K
 CRI 80/90
 Reflector angle: 15°/25°/36°/53°
 AC220V-50/60Hz
 Size: W60mm L77mm H122mm

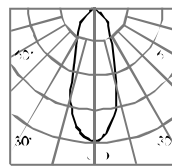
Available color:



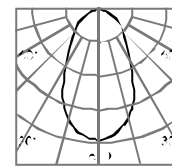
8W 3000K 15°



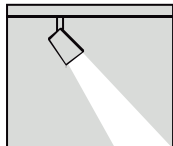
8W 3000K 25°



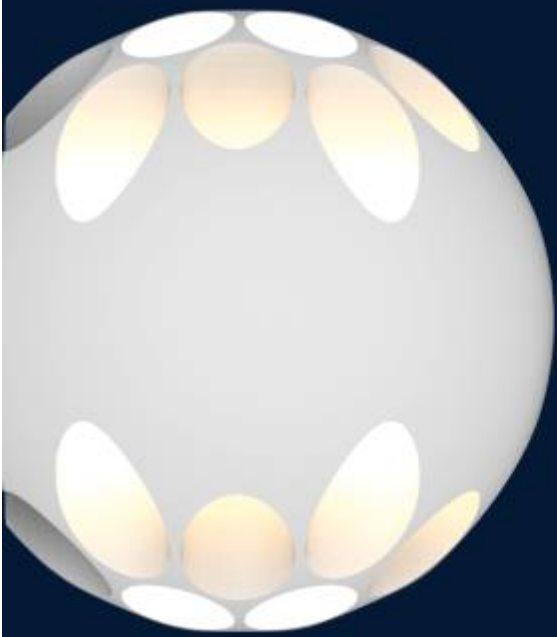
8W 3000K 36°




8W 3000K 53°



Nest





Art comes from life, higher than life

Suitable for indoor pendant and wall decoration lighting. NEST series using the high brightness LED. Pure aluminum alloy shell with excellent heat-spreading. Sophisticated technology.





NEST-B
(60121)

Model NO. 60121
Total Power Consumption 1.4 W
Operating Voltage AC 100-240V 50/60 Hz
Dimension Ø 125 mm
Color Temperature Cool/Warm/Nature white
LED Samsung 2x23
Information 0.4 W x 16 x
Material AL
IP IP20



NEST-A
(60121)



NEST-C
(60122)

Model NO. 60121 / 60122
Total Power Consumption 1.5 W / 2x1.5 W
Operating Voltage AC 100-240V 50/60HZ
Dimension Ø 125 mm
Color Temperature Cool/Warm/Nature white
LED Samsung 2323
Information 0.37 W x 18 x 2 X 1
 0.37 W x 18 x 2 X 2
Material AL
IP IP20



Hamb





Art comes from life, higher than life

Design comes from life, inspired by the classic KFC hamburger. IAM3 series, using high brightness LED. Pure aluminum alloy shell with excellent heat spreading. Sophisticated technology.





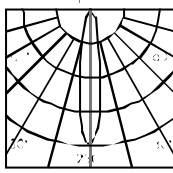
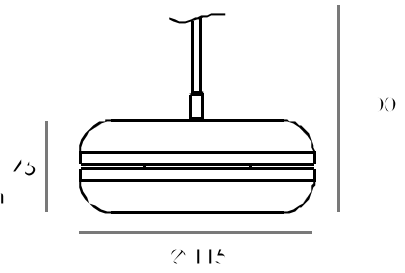
Hamb 60211 LED 8W

Material: aluminum
 Icicles: fixed
 Spoons: fixed

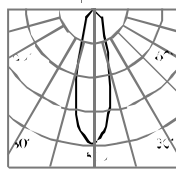
Lamp: COB 1x8W
 2700K 3000K 4000K
 CRI 80-90

Reflection angle: 16° 25° 36° 58°
 AC220V 50/60Hz
 Size: Ø: 115mm H: 40mm L: 1000mm

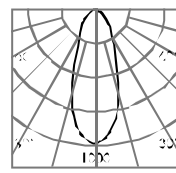
Available in:



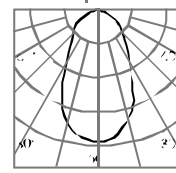
LED 8W 3000K 16°



LED 8W 3000K 25°



LED 8W 3000K 36°



LED 8W 3000K 58°

Clean



Multi-function light,
luminous uniform and soft.
Three installation methods:
Pendant, Surface mounted



Alze Pairing



High efficiency optic cover







Clean 60331/60371/60391 LED 18W/36W/48W

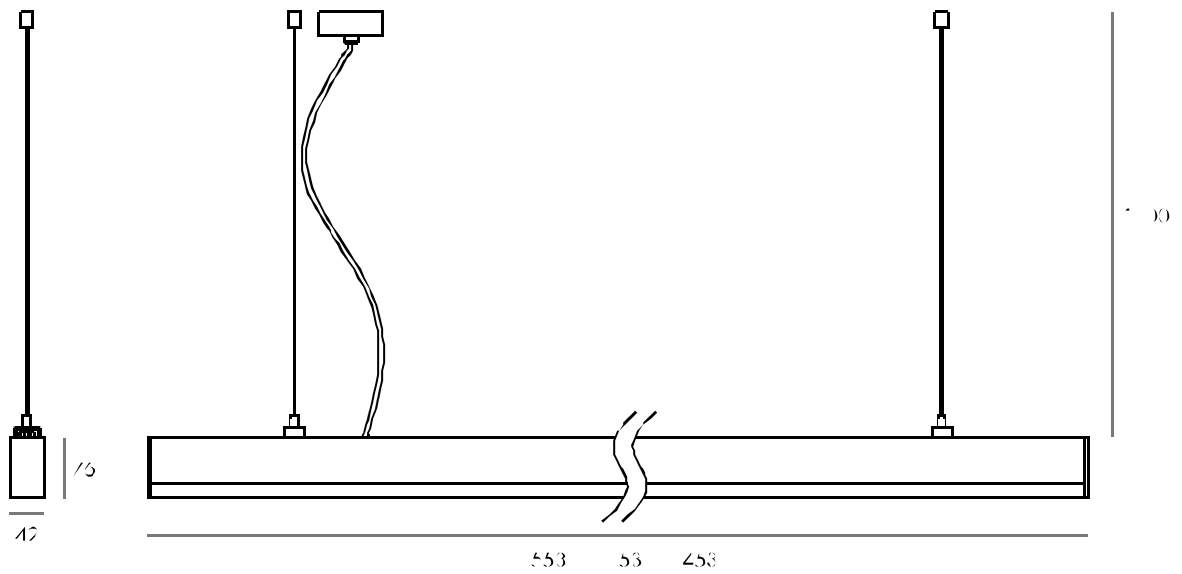
Material: aluminum
 Reflector: Fixed
 Socket type: adjustable


Chip: high-power SMD LED 18W/36W/48W
 CCT: 3000K/4000K
 CRI: 90/95

Reflector angle: 150°
 AC220V 50/60Hz


Size: W 42mm H 22/7mm L 553mm
 W 42mm H 22/7mm L 553mm
 W 42mm H 22/7mm L 453mm

Available in:





Vivi




Chaotically Visual Aesthetic

Its have two different design of lamps ,have 2 different standard combination , the power supply unite can drive 6 lamps together , or 10 lamps together . Can have different combination as customers wish .

Create your structures arranged chaotically to form a light sculpture . Automatically planned on-line and adapted to fit into the room and the space available.endless designs ,layouts and combinations are possible choose and create.

Vvi full of space visual impact , full of the contrast of the postmodern style . Its widely used in restaurant , the museum , the studio , and the brand chair shop ,all of taste and personalized space .





Create your product configuration quickly and easily



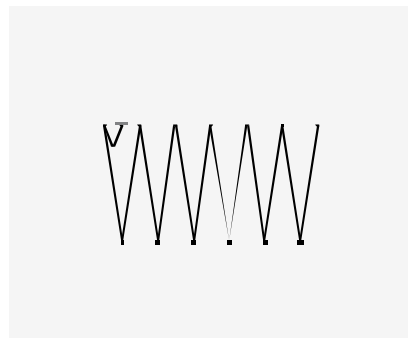

Give you the quickest, most effective way to configure a unique VV luminaire design.

- 1- Define your project specifications: space, light, you, of Fig...
- 2- Select the preferred composition among the automatically planned.
- 3- Customize the final design.

Style-A




Style-B



Built-in installation

- Electrical connection finials: the minimum height is 80 mm and the dimension of the cut-out is 76 mm.
- Nodes: the minimum height is 40 mm and the dimension of the cut-out is 76 mm.



Features and Specification



60414
60415
60416
60419
60410

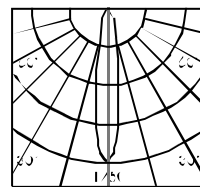


Material: aluminium

Lamp: COB 6W
2700K/3000K/4000K
CRI 80-90

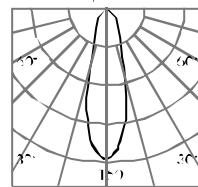
Reflector angle: 16° 25° 36°
AC220V ~50/60Hz

Lamp Size: \varnothing : 52mm H: 80mm
inc Size: one lamp configuration 2m wire



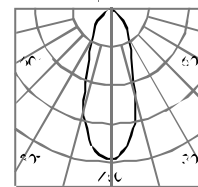
LED 6W 3000K 16°

(m)	(r)	(d)
1	0.78	60
2	0.56	42
3	0.38	26
4	0.28	19
5	0.22	14



LED 6W 3000K 25°


(m)	(r)	(d)
1	0.77	110°
2	0.55	77°
3	0.37	51°
4	0.28	38°
5	0.22	28°



LED 6W 3000K 36°

(m)	(r)	(d)
1	0.55	76°
2	0.38	51°
3	0.28	38°
4	0.22	28°
5	0.17	21°

Slim







Artistic and Interesting

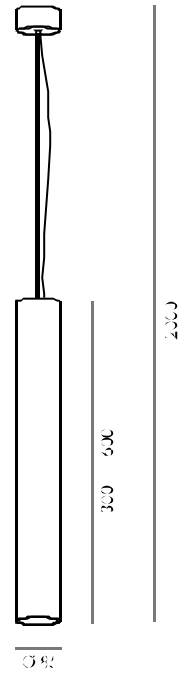
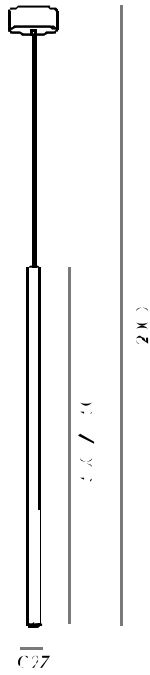
The product is very slim. With a high power LED, small angle irradiation, a variety of colors can match, the series is divided into 2 diameter sizes, have 4 styles are optional.

Surface Pendant LED luminaire for indoor applications. Surface Pendant integration in the architectural environment by Soft Architecture technology.









Slim-27A / 27B 60501 LED 5W

Material: aluminum
 Rotates: fixed
 Spotlight adjust: fixed

Light: COB 1x5W
 2700K / 3000K / 4000K
 CRI > 90
 Reflector angle: 10° / 20° / 30°
 AC220V ~50 / 60Hz
 Size: Ø: 27 mm H: 200 mm
 L: 280 mm

Available color:



Slim-85A / 85B 60521 LED 12W


Material: aluminum
 Rotates: fixed
 Spotlight adjust: fixed


Light: COB 1x12W
 2700K / 3000K / 4000K
 CRI > 90
 Reflector angle: 10° / 20° / 30°
 AC220V ~50 / 60Hz
 Size: Ø: 85 mm H: 300 mm
 L: 400 mm

Available color:



Fold





Artistic and Stapler

It's a wellHemp, Bionics design, Free & flexible for all direction angle regulation. The body can rotate in 90 degree, the head of light can 180 degree.

Installing in head of bed, end office desk. Its full of hole and heavy. Clean and neat. Sophisticated technology. Widely used in office, the museum, the art studio, the hotel and all of restec space .



Art comes from life,
higher than life.

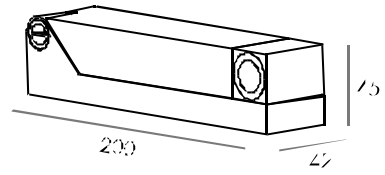


Fold /0101 LED 3W

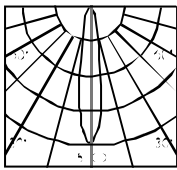
Material: aluminum
 Radius: 90°
 Spot beam angle: 8°

Lens: High-power LED 3W
 2700K / 3000K / 4000K
 CRI8 / 9

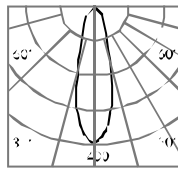
Reflector angle: 10° / 20° / 40°
 AC99 Vmax 6.1V
 Size: W/2mm / H/5mm / L/200mm



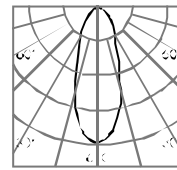
Available color:



LED 3W 3000K 0°



LED 3W 3000K 20°



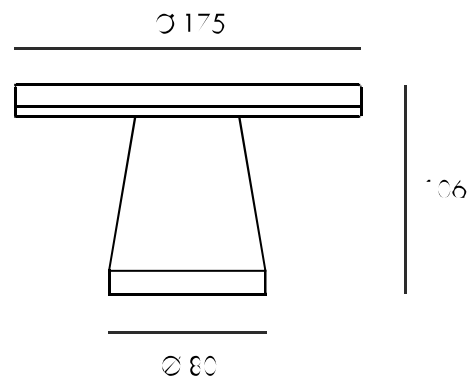
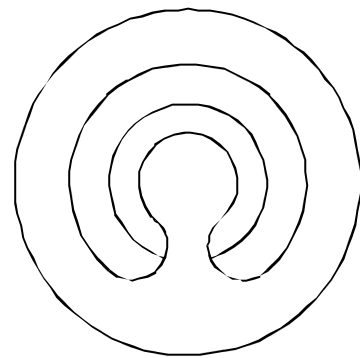
LED 3W 3000K 40°

Swamm



Art comes from life,
higher than life.

Model NO.	70211
Initial Power Consumption	1.1 W
Operating Voltage	AC 100V/240V/50/60Hz
Dimension	Ø 175 x 106 mm
Color Temperature	Cool / Warm / Nature white
Material	Al
IP	IP22

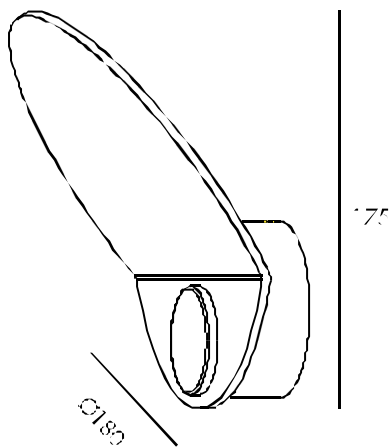


Artistic and Swamm

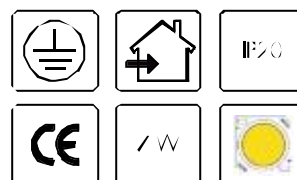
3-tonics design, high brightness,
high color rendering index, soft and uniform light.

Suitable for simple and flexible space,
enhance the aesthetic feeling of space decoration.

Moon



Model NO.	70311
Total Power Consumption	7W
Operating Voltage	AC 100-240V 50/60Hz
Dimension	∅180 x 175 mm
Color Temperature	Cool White/Nature White
Material	Al
IP	IP20



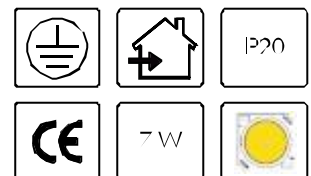
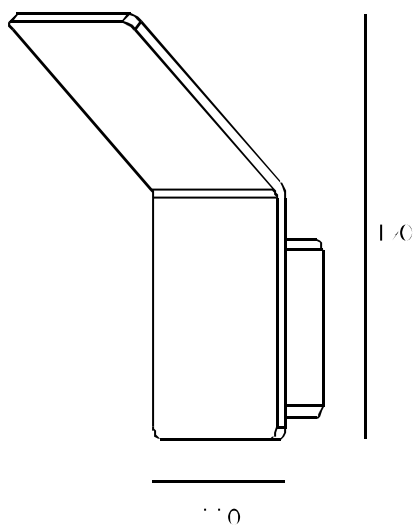
Artistic and Moon

Suitable for indoor wall decoration lighting.

The whole series of products using high brightness LED. Pure aluminum alloy shell, with excellent heat spreading. Sophisticated technology.



Bend



Model NO.	70211
Total Power Consumption	7 W
Operating Voltage	AC 110-240V 50/60Hz
Dimension	110x120mm
Color Temperature	Cool/Warm/No.ire white
Material	Al
IP	IP20

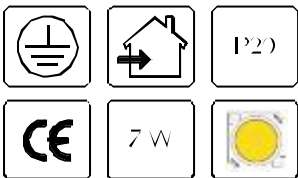
Artistic and Bend

Suitable for indoor wall decoration lighting.

The whole series of products, using high brightness LED. Pure aluminum alloy shell, with excellent heat spreading. Sophisticated technology.

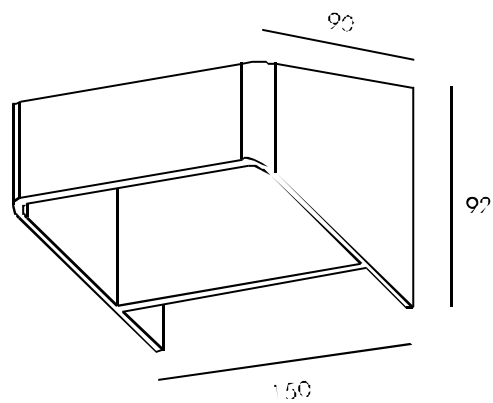


Cut

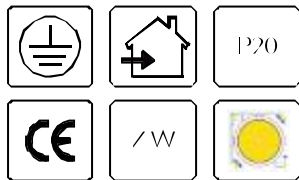


Artistic and Cut

Model NO.	/051
Total Power Consumption	7 W
Operating Voltage	AC 100-240V 50/60Hz
Dimension	150 x 92 x 90 mm
Color Temperature	Cool White / Nature white
Material	Al
IP	IP20

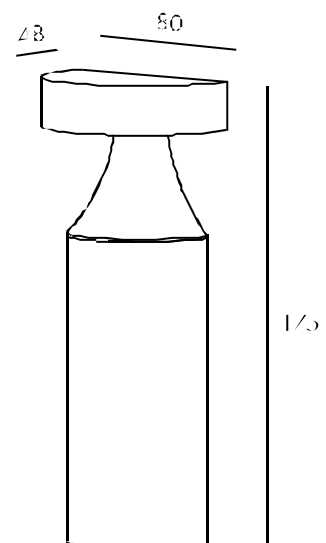


Half



Artistic and Half

Model NO.	70611
Total Power Consumption	7 W
Operating Voltage	AC 100-240V 50/60 Hz
Dimension	150 x 92 x 90 mm
Color Temperature	Cold/Warm/Neutral white
Material	AL
IP	IP20



Tank



Artistic and Tank

It's a wall lamp, Bionics design. Free & flexible for all direction angle regulation. The body can rotate in 350 degree, the head of light can 50 degree.

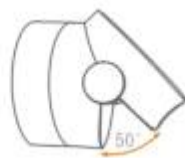
It's a bedside lamp with refined machine making, heavy and reinforced aluminum milled materials. Widely used with the hotel and so on.



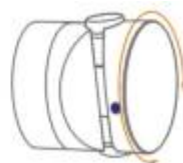
Spotlight rotation



Double side switch



Swivel to 50°



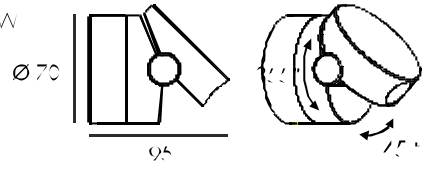
Rotate 350°



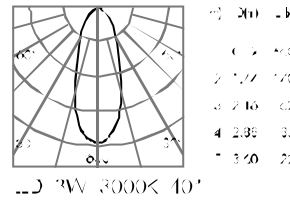
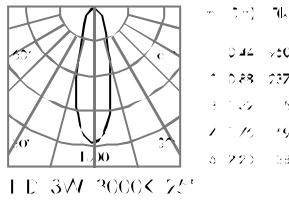
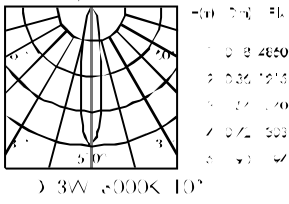
Tonk 70701 LED 3W

Material: aluminium
 Korpus: 360°
 Seta: horisontaljus, 50°

Chip: HighPower SMD LED 1x3W
 2700K/3000K/4000K
 CRI 80/90
 Kallusnurgle: 0°/25°/40°
 AC/220V-50/60 Hz
 Size: Ø:70mm H:95mm



Available colors:



Pole-A

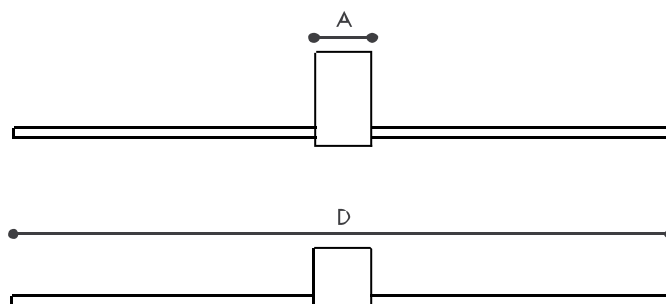
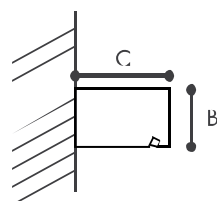
Wall lamp, fixed direct or indirect light, made of 7x7 mm brass pole. Available in 3 sizes and various light intensities. High lighting efficiency LED microstrip. Available in white varnish (B) chrome.



No.	W	A cm	B cm	C cm	D cm	Remarks
70801.50	5	6	6	10	50	Built-in transformer
70811.70	8	6	6	10	70	Built-in transformer
70811.90	10	6	6	10	90	Built-in transformer



Classe energetica: energy class



Pole-B

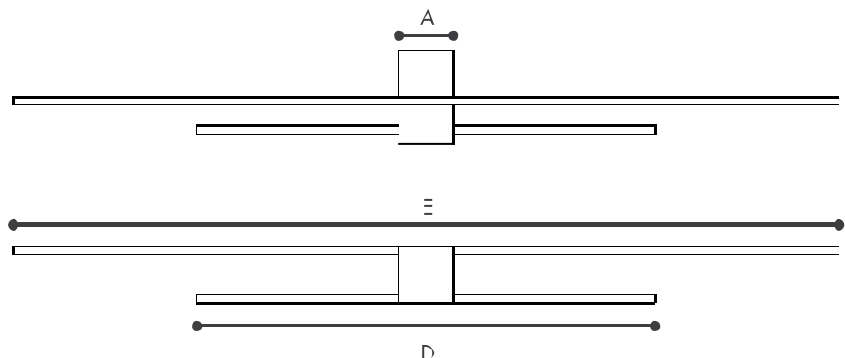
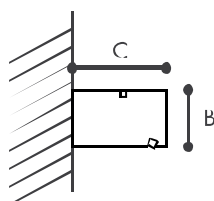
Wall lamp direct or indirect light, made of 7x7 mm brass profile. Available in 3 sizes and various light intensities. High lighting efficiency LED microstrips. Ideal for providing bottom illumination to pictures or mirrors, while the top light can be used for brightening the room. Available in: white varnish (3I) chrome.



No.	W	A cm	B cm	C cm	D cm	E cm	Remarks
70922.50	13	6	6	10	50	70	Built-in transformer (5W) (1W)



Classe energetica: energy class



Pole-C

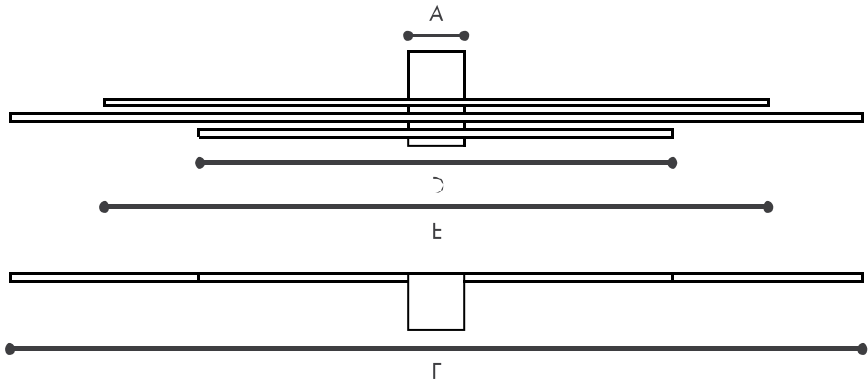
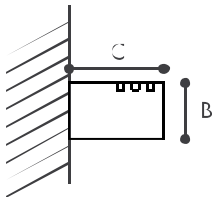
Wall lamp, fixed direct or indirect light made of α/α mm cross profile. Available in 1 sizes and various light intensities. High lighting efficiency LED micro-strips. Available in: white varnish (E1) chrome.



No.	W	A cm	B cm	C cm	D cm	E cm	F cm	Remarks
71043.50	23	6	6	10	50	70	90	Built-in transformer (5W) (7W) (10W)



Classe énergétique: energy class



Pole-D

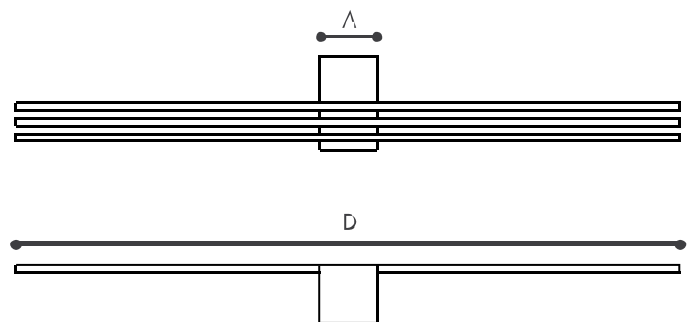
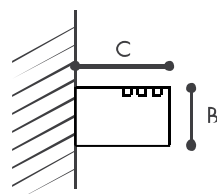
Wall lamp, direct or indirect light, made of 7x7 mm brass profile. Available in 3 sizes and various light intensities. High lighting efficiency LED micro-strips, ideal for providing bottom illumination to pictures or mirrors, while the top light can be used for brightening the room. Available in: white varnish (BI), chrome.



No.	W	A cm	B cm	C cm	D cm	Remarks
71° 23.50	15	6	6	10	50	Built-in transformer
71° 43.70	24	6	6	10	70	Built-in transformer
71° 53.90	30	6	6	10	90	Built-in transformer



Close energy efficiency class.



Key




Corner Lamp, novel Round and a square visible surface. white , black , and bronze are popular colors, matched with high-power LED.

High precision design, better fit into the decoration effectively prevent glare.

The light has excellent color performance, and can effectively improve lighting quality of the space .







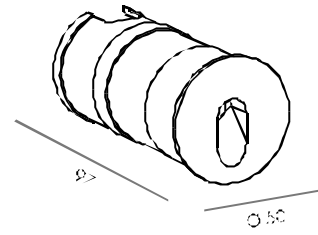
Key-A 71201 LED 2W

Material: aluminium
 Reflector: fixed
 Spot beam adjust: fixed

Lamp: Highpower LED x 2W
 2700K/3000K/4000K
 CRI 80/90

Reflector angle: 10°/20°/40°
 AC220V ~50/60Hz
 Size: Ø 50 mm x L 97 mm
 Cut out Ø 75 mm

Available color:



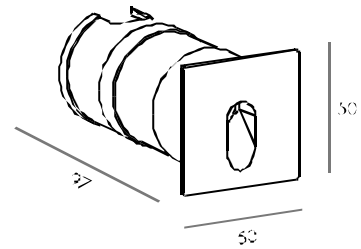
Key-B 71201 LED 2W

Material: aluminium
 Reflector: fixed
 Spot beam adjust: fixed

Lamp: Highpower LED x 2W
 2700K/3000K/4000K
 CRI 80/90

Reflector angle: 10°/20°/40°
 AC220V ~50/60Hz
 Size: 50 mm W x 50 mm L x 97 mm
 Cut out 45 mm W x 45 mm L

Available color:



Cast





Artistic Nature Bionic

Bionics design, high brightness, have 3 size, 2 kinds of surface cover, 2 different installing ways, insert or pedestal.


High color rendering index, soft and uniform light.
The whole series of products, using COB LED.

Suitable for outdoor lawn lighting, landscape lighting. Pure aluminum alloy oxidation treatment, durable, sophisticated technology.



Bionics design, high brightness, have 3 size, 2 kinds of surface cover, 2 different installing ways insert or pecestal







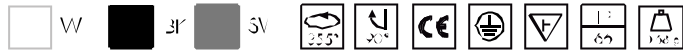
Cast-65 80111 LED 6W

Material: aluminum
 Refracts: 355°
 Spot beam adjust: 90°

lamp: COB 6x6W
 2700K/3000K/4000K
 CRI 80/90

Reflector angle: 6° 25° 36°
 AC220V ~50/60Hz
 Size: Ø: 65 mm L: 78 mm H: 368 mm

Available color:



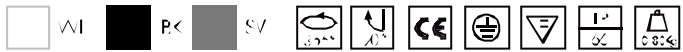
Cast-80 80111 LED 10W

Material: aluminum
 Refracts: 355°
 Spot beam adjust: 90°

lamp: COB 6x10W
 2700K/3000K/4000K
 CRI 80/90

Reflector angle: 6° 25° 36°
 AC220V ~50/60Hz
 Size: Ø: 80 mm L: 90 mm H: 410 mm

Available color:



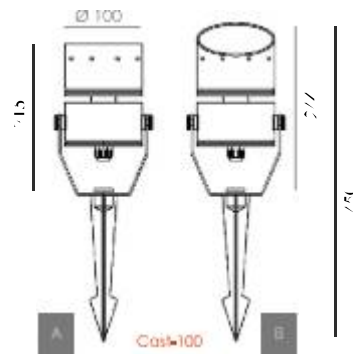
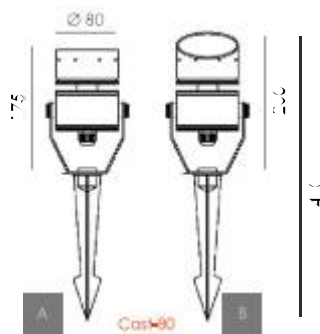
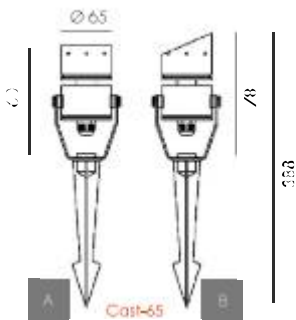
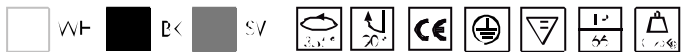
Cast-100 80131 LED 16W

Material: aluminum
 Refracts: 355°
 Spot beam adjust: 90°

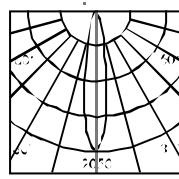
lamp: COB 6x16W
 2700K/3000K/4000K
 CRI 80/90

Reflector angle: 6° 25° 36°
 AC220V ~50/60Hz
 Size: Ø: 100 mm L: 124 mm H: 450 mm

Available color:

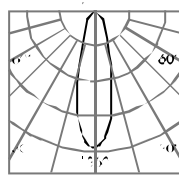


Cast-65 80111 LED 6W



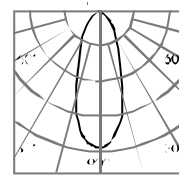
θ (°)	I (cd)
0	1.028 350
2	0.95 325
4	0.84 385
6	0.76 46
8	0.72 57

LED 6W 3000K 16°



θ (°)	I (cd)
0	1.022 141
2	0.94 125
4	0.82 147
6	0.76 46
8	0.72 57

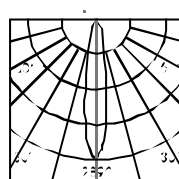
LED 6W 3000K 25°



θ (°)	I (cd)
0	1.065 89
2	1.00 210
4	1.95 27
6	2.24 25
8	3.23 26

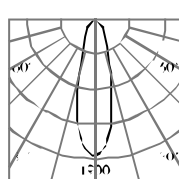
LED 6W 3000K 36°

Cast-80 80111 LED 10W



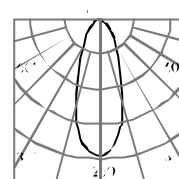
θ (°)	I (cd)
0	1.028 226
2	0.95 623
4	0.84 316
6	0.76 46
8	0.72 57

LED 10W 3000K 16°



θ (°)	I (cd)
0	1.022 182
2	0.94 437
4	0.82 216
6	0.76 46
8	0.72 57

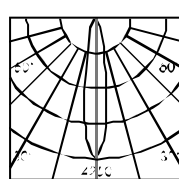
LED 10W 3000K 25°



θ (°)	I (cd)
0	1.065 100
2	1.00 300
4	1.95 34
6	2.24 25
8	3.23 26

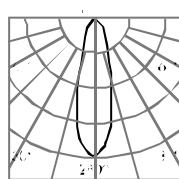
LED 10W 3000K 36°

Cast-100 80131 LED 16W



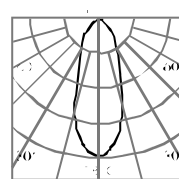
θ (°)	I (cd)
0	1.028 350
2	0.95 325
4	0.84 385
6	0.76 46
8	0.72 57

LED 16W 3000K 16°



θ (°)	I (cd)
0	1.022 235
2	0.94 58
4	0.82 241
6	0.76 46
8	0.72 57

LED 16W 3000K 25°



θ (°)	I (cd)
0	1.065 14
2	1.00 47
4	1.95 52
6	2.24 32
8	3.23 26

LED 16W 3000K 36°

CAST SERIES ACCESSORY OPTIONS

Stick



Base



Look








Artistic Nature Bionic

Bionics design, high brightness, have 2 size, 2 different installing ways, inset or pedestal.

High color rendering index, soft and uniform light. The whole series of products using COB LED. Suitable for outdoor lawn lighting, landscape lighting. Pure aluminum alloy oxidation treatment, durable, sophisticated technology.





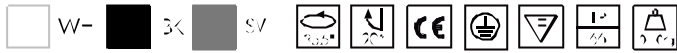


Look-70 80211 LED 10W

Material: aluminum
 Rotation: 300°
 See head adjust: ✓

Lamp: COB 10W
 2700K/3000K/4000K
 CRI 80/90
 Beam angle: 6° 25° 36°
 AC220V 50/60Hz
 Size: Ø: 70 mm H: 144 mm

Available color:

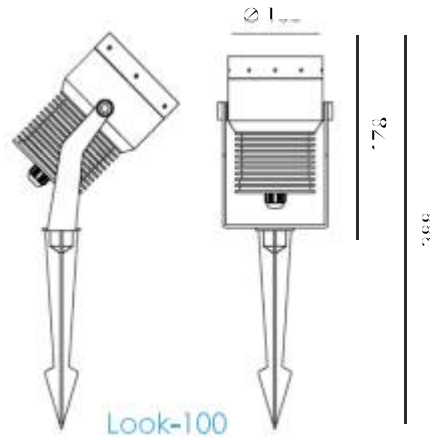
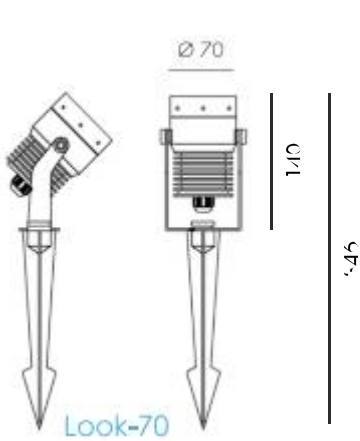
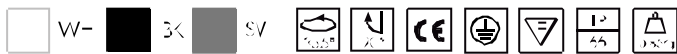


Look-100 80231 LED 16W

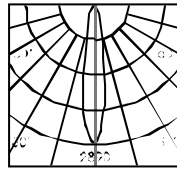
Material: aluminum
 Rotation: 300°
 See head adjust: ✓

Lamp: COB 16W
 2700K/3000K/4000K
 CRI 80/90
 Beam angle: 6° 25° 36°
 AC220V 50/60Hz
 Size: Ø: 100 mm H: 178 mm

Available color:

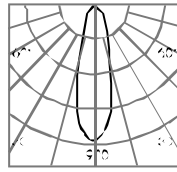


Look-70 80211 LED 10W



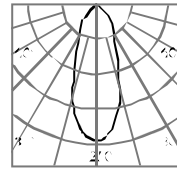
H (m)	D (cm)	Flux (lm)
1	0.28	260
2	0.56	520
3	0.84	780
4	1.12	1040
5	1.4	1300

LED 10W 3000K 16°



H (m)	D (cm)	Flux (lm)
1	0.28	520
2	0.56	1040
3	0.84	1560
4	1.12	2080
5	1.4	2600

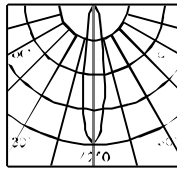
LED 10W 3000K 25°



H (m)	D (cm)	Flux (lm)
1	0.28	780
2	0.56	1560
3	0.84	2340
4	1.12	3120
5	1.4	3900

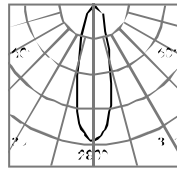
LED 10W 5000K 30°

Look-100 80231 LED 16W



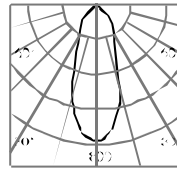
H (m)	D (cm)	Flux (lm)
1	0.28	400
2	0.56	800
3	0.84	1200
4	1.12	1600
5	1.4	2000

LED 16W 3000K 16°



H (m)	D (cm)	Flux (lm)
1	0.28	800
2	0.56	1600
3	0.84	2400
4	1.12	3200
5	1.4	4000

LED 16W 3000K 25°



H (m)	D (cm)	Flux (lm)
1	0.28	1200
2	0.56	2400
3	0.84	3600
4	1.12	4800
5	1.4	6000

LED 16W 5000K 30°

Look SERIES ACCESSORY OPTIONS



Sicr




Bosc


Fano




Fano is the latest generation of extremely compact floodlights. The efficient optics create narrow beam, elliptical or wide beam light distributions. The minimalist design allows the floodlights to be integrated into various different architectural environments. With integral control gear they can be connected to mains voltage. Fano are the smallest and most discreet exterior floodlights on the market.



The floodlights come in 2 sizes and wattages. The scope of applications comprises accent lighting of architectural details and face illumination for buildings with several stories.



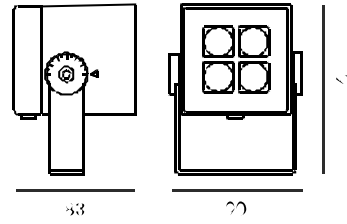






Fano-75 80311 LED 8W / 12W

Material: aluminum
 Finish: 3557
 Spot head adjust: 90°
 Lamp: High-power SMD LED 2x2W
 2700K/3000/4000K
 CRI 80/90
 Reflector angle: 10°/25°/40°
 AC220 V-50/60 Hz
 Size: L:65 mm W:20 mm H:85 mm

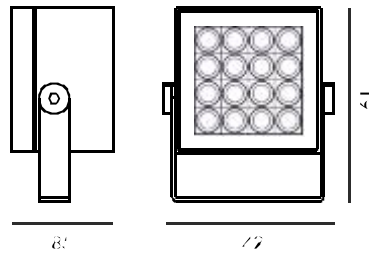


Available color:



Fano-120 80231 LED 18W

Material: aluminum
 Finish: 3557
 Spot head adjust: 90°
 Lamp: High-power SMD LED 6x3W
 2700K/3000/4000K
 CRI 80/90
 Reflector angle: 10°/25°/40°
 AC220 V-50/60 Hz
 Size: L:100 mm W:142 mm H:85 mm



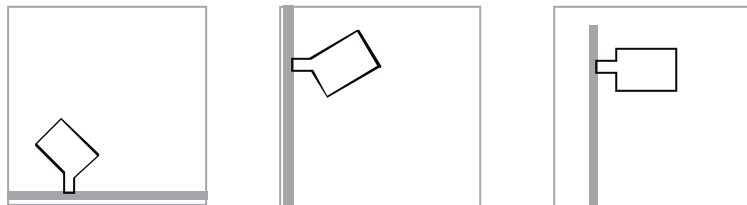
Available color:



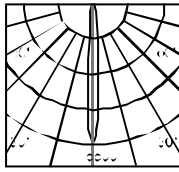
Product details feature



A complete range of accessories makes it possible to adapt these luminaires for specific lighting situations.

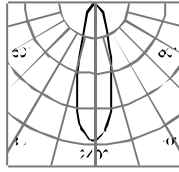


Fano-75 80311 LED 8W



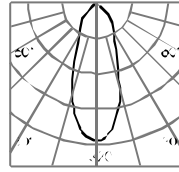
h	h ₀	I/I ₀
0	8	100
2	36	74
3	54	50
4	72	32
5	90	20

LED 8W 3000K 10°



h	h ₀	I/I ₀
0	32	100
2	128	54
3	192	28
4	256	17
5	320	10

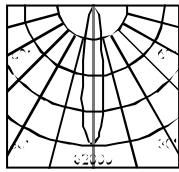
LED 8W 3000K 25°



h	h ₀	I/I ₀
0	177	100
2	708	32
3	1062	18
4	1416	10
5	1770	6

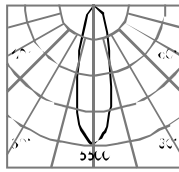
LED 8W 3000K 40°

Fano-20 80231 LED 16W



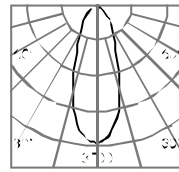
h	h ₀	I/I ₀
0	8	100
2	36	75
3	54	50
4	72	32
5	90	20

LED 16W 3000K 10°



h	h ₀	I/I ₀
0	32	100
2	128	54
3	192	28
4	256	17
5	320	10

LED 16W 3000K 25°



h	h ₀	I/I ₀
0	177	100
2	708	32
3	1062	18
4	1416	10
5	1770	6

LED 16W 3000K 40°

Post



Artistic and Bionic

The whole series of products
using COB LED.

Suitable for outdoor lawn lighting,
landscape lighting. Pure aluminum
alloy oxidation treatment,
duracole, sophisticated technology









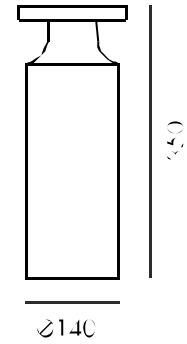
Post-A 90111 LED 10W

Material: aluminum
 Rotation: fixed
 Spot head adjustable

Chip: COB 1x10W
 2700K/3000K/4000K
 CRI 80/90

Beam angle: Diffuse
 AC220V-50/60Hz
 Size: Ø 40mm H 135mm

Available color:



Post-B 90111 LED 10W

Material: aluminum
 Rotation: fixed
 Spot head adjustable

Chip: COB 1x10W
 2700K/3000K/4000K
 CRI 80/90

Beam angle: Diffuse
 AC220V-50/60Hz
 Size: Ø 40mm H 170mm

Available color:



Fade



Artistic and Bionic

The whole series of products, using COB LLD. Suitable for outdoor lawn lighting, landscapelighting. Pure aluminum alloy oxidation treatment, durable, sophisticated technology







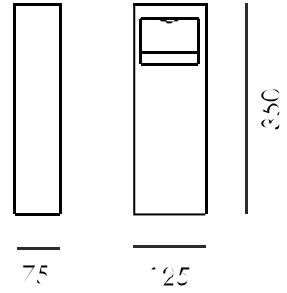
Fade-A 90221 LED 12W

Material: aluminum
 Profile: Fixed
 Scoop head adjust: Fixed

lamp: COB 1x12W
 2700K / 3000K / 4000K
 CRI: 80 / 90

Reflector angle: Diffuse
 AC220V-50/60Hz
 Size: L: 25 mm W: 75mm H: 350 mm

Available color:




Fade-B 90221 LED 12W

Material: aluminum
 Profile: Fixed
 Scoop head adjust: Fixed

lamp: COB 1x12W
 2700K / 3000K / 4000K
 CRI: 80 / 90

Reflector angle: Diffuse
 AC220V-50/60Hz
 Size: L: 25 mm W: 75mm H: 700 mm

Available color:




Fade-C 90221 LED 12W

Material: aluminum
 Profile: Fixed
 Scoop head adjust: Fixed

lamp: COB 1x12W
 2700K / 3000K / 4000K
 CRI: 80 / 90


Reflector angle: Diffuse
 AC220V-50/60Hz
 Size: L: 25 mm W: 75mm H: 1050 mm

Available color:



Smart






So Mini and So Lovely

Compact design, reliable, solid materials, small and exquisite, high protection, high weather proof ability. The whole series of products, using High-power LED.

Use high quality and pure materials with aluminium alloy, precision machine manufacture. Suitable for the ground of the indoor or outdoor. Used in bathroom, swimming pool or any other place can prevent water and fog.





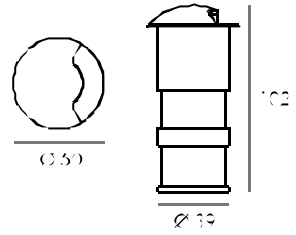
Smart-A 90301 LED 2W

Material: aluminum
 Rotates: yes
 Spot head adjust: fixed

Lamp: high power: 2W
 2700K/3000K/4000K
 CRI 80/90

Reflector angle: 10°/20°/40°
 AC220V~50/60Hz
 Size: Ø 50 mm H: 102 mm
 Cutout: Ø 40 mm

Available color:



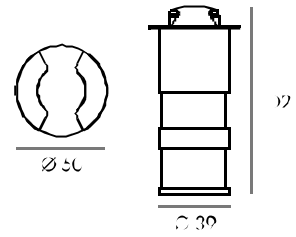
Smart-B 90301 LED 2W

Material: aluminum
 Rotates: fixed
 Spot head adjust: yes

Lamp: High power: 2W
 2700K/3000K/4000K
 CRI 80/90

Reflector angle: 10°/20°/40°
 AC220V~50/60Hz
 Size: Ø 50 mm H: 102 mm
 Cutout: Ø 40 mm

Available color:



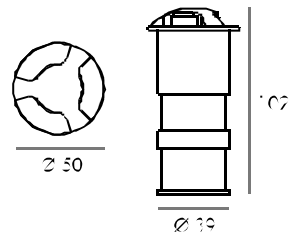
Smart-C 90301 LED 2W

Material: aluminum
 Rotates: yes
 Spot head adjust: fixed

Lamp: high power: 2W
 2700K/3000K/4000K
 CRI 80/90

Reflector angle: 10°/20°/40°
 AC220V~50/60Hz
 Size: Ø 50 mm H: 102 mm
 Cutout: Ø 40 mm

Available color:



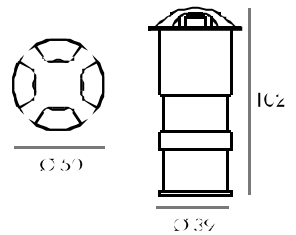
Smart-D 90301 LED 2W

Material: aluminum
 Rotates: yes
 Spot head adjust: fixed

Lamp: High power: 2W
 2700K/3000K/4000K
 CRI 80/90

Reflector angle: 10°/20°/40°
 AC220V~50/60Hz
 Size: Ø 50 mm H: 102 mm
 Cutout: Ø 40 mm

Available color:



Lighting is Life ...

SEEING IS TRULY BELIEVING.

**more at
www.ankurlighting.com**



2019-2020



ankur[®]
LIGHTING
An ISO 9001-2008 Cert'fied Company



ankurlighting.com | sales@ankurlighting.com | aftersales@ankurlighting.com



Delhi:- East Of Kailash | Khan Market | Gagan Vihar

Chandigarh:- Ind Area Phase II

East Of Kailash +91-11-47220000 Khan Market 47270000