


B G 7 9 0

INDUSTRIAL AC BARRIER GATE OPERATOR

Reliable gear-driven barrier operator for heavy-duty industrial applications.



SECURITY+ 2.0®
CONTINUOUS-DUTY 1/2 HP AC COMMERCIAL MOTOR

RELIABLE

HEAVY-DUTY COMMERCIAL MOTOR WITH 1/2 HP FOR STRONG, DEPENDABLE PERFORMANCE.

ACCESSIBLE LIMIT SETTINGS ADD CONVENIENCE TO UNIT INSTALLATION AND MAINTENANCE.

11-GAUGE STEEL ENCLOSURE FOR DURABILITY AND WEATHER RESISTANCE.

SMART

CONTROL INPUTS ALLOW CONNECTION OF OPTIONAL EXTERNAL DEVICES FOR SAFETY AND ACCESS CONTROL.

SAMS (SEQUENCED ACCESS MANAGEMENT SYSTEM) PROVIDES CONTROL BETWEEN BARRIER AND SLIDE/SWING GATE OPERATOR TO MAXIMIZE TRAFFIC FLOW.

SAFE AND SECURE

24-FT. WISHBONE ARM WITH RED AND WHITE STRIPES AND 2 COUNTERWEIGHTS INCLUDED.

SECURITY+ 2.0 SAFEGUARDS ACCESS WITH AN ENCRYPTED TRI-BAND SIGNAL TO VIRTUALLY ELIMINATE INTERFERENCE AND OFFER EXTENDED RANGE.


RECOMMENDED ACCESSORIES:

HEAVY-DUTY RETRO-REFLECTIVE PHOTO EYE
Rated up to a 40-foot sensing distance and 24–240VAC/DC; non-monitored.




AOMRON

SECURITY+ 2.0 COMMERCIAL ACCESS CONTROL RECEIVER
Standalone receiver provides high-capacity commercial access for a gate or commercial door operator.



STAR1000

SECURITY+ 2.0 LEARNING REMOTE CONTROL
Easily programmable to control up to 2 (892LT) or 4 (894LT) garage or gate operators; compatible with Security+® and can clone any LiftMaster® DIP technology.




892LT/894LT

ADDITIONAL OPTIONS:

PRIMARY/SECONDARY CONFIGURATION
Allows for reverse cabinet/rotation configuration.

90-3010

TIMER-TO-CLOSE
Optional module, programmable to 1–1,024 seconds for the unit to automatically close.



71-26438

HEATER
For use in extreme cold environments; 115V and 575V (G6518300), 208V and 460V (G6519084).




G6518300/G6519084




MECHANICS

-  - 1/2 HP Continuous-Duty Motor
- Wormgear Reduction 60:1 Reducer in Oil Bath

POWER

-  - 115/208/230VAC
Single Phase—60Hz
- 208/230/460/575VAC
3 Phase
- Accessory Power
1—24VAC
1—115VAC (Available Only
with the 115V Model)

COMMERCIAL-GRADE DESIGN

-  - Metal Frame 11-Gauge Pre-Galvanized Steel
- UL® 325: Class I, II, III and IV
- Weight: Operator—350 lbs.

11
Seconds
to Open

SPEED

11
Seconds
to Close

DIMENSIONS

-  Max. Gate (Length)—24 ft.

CAPACITIES

-  Max. Gate (Weight)—50 lbs.
- Cycles—25/Hour

STANDARD FEATURES.

RIGHT- OR LEFT-HANDED OPERATION

- Provides Flexibility to Fit Your Application and Ease of Installation

850LM RADIO RECEIVER

- Universal Receiver for Commercial Applications
- Virtually Eliminates Interference and Improves Range to Access Your Home or Facility

POWER ON/OFF SWITCH

REMOVABLE TOP AND SIDE PANELS FOR EASY ACCESS

- Stores up to 150 Remote Controls



SUPPORT.



For Support Tools and Training Videos, Visit LiftMasterTraining.com

For More Information on Gate Operators, Visit LiftMaster.com/UL325Gates

To Find the Right Perimeter Access Solution for You, Visit LiftMaster.com/Solution-Generator



Sales Support: **800.282.6225**
Technical Support Center: **800.528.2806**
To Order: **800.323.2276**