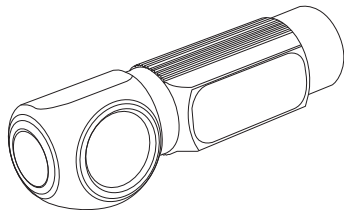




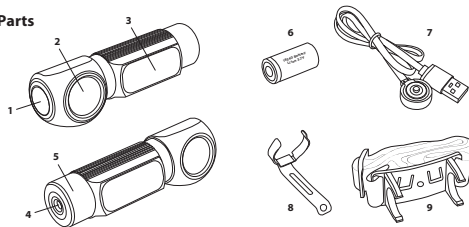
LED RECHARGEABLE TREK-LIGHT

HEADLAMP | FLASHLIGHT | FLOODLIGHT | EMERGENCY LIGHT



USER MANUAL

Parts



- 1. Power button
- 2. Flashlight (White)
- 3. Floodlight (White/Red)
- 4. Charging Port/Magnetic Base
- 5. Battery Cap
- 6. Rechargeable Li-ion 3.7V Battery (16340)
- 7. USB Charging Cable w/Magnetic Head
- 8. Body Clip
- 9. Headband



Indicator

Charging the Rechargeable Trek-Light

The Trek-Light uses a magnetic charging head to recharge the included battery. To recharge the battery, plug the USB charging cable into a power source and attach the magnetic head to the magnetic base of the Trek-Light.

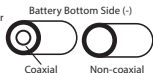
The indicator displays blue when connected to a power source, turns red when charging, and back to blue when fully charged. Max charging time is about 2 hours. It is recommended to regularly charge the Trek-Light after months of storage to maintain optimal battery performance.

Battery Replacement

Unscrew the battery cap, remove battery, insert the new battery with the anode side (+) towards the inner side, then screw the battery cap back on. It is recommended to use a coaxial rechargeable Li-ion 16340 3.7V battery.

NOTE: If non-coaxial battery is used, the included charger will not charge the battery and will need to be charge per battery manufacturer's guidelines.

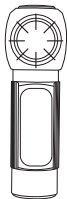
WARNING: Avoid charging non-rechargeable batteries.



Output Selection

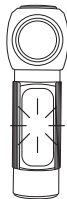
With the Trek-Light switched off, press the Power button to turn on and cycle through each light mode, 1-6.

Flashlight Modes



OFF
Press 1 - High Mode
Press 2 - Low Mode

Floodlight Modes



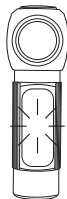
Press 3 - High Mode
Press 4 - Low Mode
Press 5 - Red Light
Press 6 - Red SOS

Flashlight SOS White



Double Press

Floodlight SOS Red



Long Press

Specifications

	Flashlight		Floodlight		
	High	Low	High	Low	Red
Lumens	500	100	250	55	30
Runtime	1.5 hr	3-4 hrs	3 hrs	5 hrs	5 hrs
Distance	100 m 325 ft	40 m 131 ft	18 m 59 ft	8 m 26 ft	6 m 19.6 ft
Impact Resistance	1 meter				
Weatherproof	IPX4; splash resistant				
Size	Length: 3.5" (89mm) Width: 1" (24mm) Height 1" (24mm)				
Battery	Rechargeable Li-ion 16340 3.7V				
Charge Time	2 hours				

Warranty

Limited 1 Year Warranty once registered within 60 days of purchase from Explore Scientific, LLC. Visit explorescientificusa.com/productregistration or scan the QR code to register your product online and familiarize yourself with the applicable warranty coverage.



© 2021 National Geographic Partners LLC. All rights reserved. NATIONAL GEOGRAPHIC and Yellow Border Design are trademarks of the National Geographic Society, used under license.

© 2021 Explore Scientific, LLC. 1010 S 48th Street, Springdale, AR 72762 explorescientificusa.com 866.252.3811 All rights reserved. Made in China. V052021