



6x21 BINOCULARS

Instruction Manual



WARNING:
SUN HAZARD – Never look directly at the sun
with this device.



WARNING:
CHOKING HAZARD – Small parts.
Not for children under 3 years.

SUN WARNING

WARNING: NEVER ATTEMPT TO OBSERVE THE SUN WITH THIS DEVICE! OBSERVING THE SUN – EVEN FOR A MOMENT – WILL CAUSE INSTANT AND IRREVERSIBLE DAMAGE TO YOUR EYE OR EVEN BLINDNESS. Eye damage is often painless, so there is no warning to the observer that the damage has occurred until it is too late. Do not point the device at or near the Sun. Do not look through the device as it is moving. Children should always have adult supervision while observing.

SAFETY WARNINGS

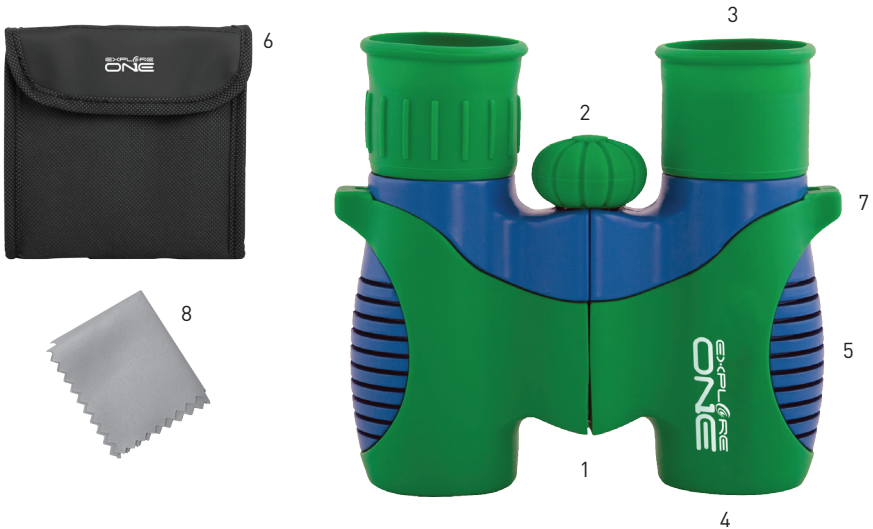
READ AND FOLLOW THE INSTRUCTIONS, SAFETY RULES, AND FIRST AID INFORMATION.

- RESPECT PRIVACY: WHEN USING THIS DEVICE, RESPECT THE PRIVACY OF OTHER PEOPLE. FOR EXAMPLE, DO NOT USE THEM TO LOOK INTO PEOPLE'S HOMES.
- CHOKING HAZARD: CHILDREN SHOULD ONLY USE DEVICE UNDER ADULT SUPERVISION. KEEP PACKAGING MATERIALS LIKE PLASTIC BAGS AND RUBBER BANDS OUT OF THE REACH OF CHILDREN AS THESE MATERIALS POSE A CHOKING HAZARD.
- RISK OF BLINDNESS: NEVER USE THIS DEVICE TO LOOK DIRECTLY AT THE SUN OR IN THE DIRECT PROXIMITY OF THE SUN. DOING SO MAY RESULT IN A PERMANENT LOSS OF VISION.
- RISK OF FIRE: DO NOT PLACE DEVICE, PARTICULARLY THE LENSES, IN DIRECT SUNLIGHT. THE CONCENTRATION OF LIGHT RAYS COULD CAUSE A FIRE.
- DO NOT DISASSEMBLE THIS DEVICE. IN THE EVENT OF A DEFECT, PLEASE CONTACT YOUR DEALER. THE DEALER WILL CONTACT THE CUSTOMER SERVICE DEPARTMENT AND CAN SEND THE DEVICE IN TO BE REPAIRED IF NECESSARY.
- DO NOT SUBJECT THE DEVICE TO TEMPERATURES EXCEEDING 60° C (140° F).



- DISPOSAL: KEEP PACKAGING MATERIALS, LIKE PLASTIC BAGS AND RUBBER BANDS, AWAY FROM CHILDREN AS THEY A POSE A RISK OF SUFFOCATION. DISPOSE OF PACKAGING MATERIALS AS LEGALLY REQUIRED. CONSULT THE LOCAL AUTHORITY ON THE MATTER IF NECESSARY AND RECYCLE MATERIALS WHEN POSSIBLE.

Customer Service: Call 1-866-252-3811



Parts Overview

1. 6x21 Binocular
2. Central Focusing Wheel
3. Eyepiece Lens
4. Objective Lens
5. Optical Tube
6. Carrying Case
7. Lanyard (behind binoculars not shown)
8. Cleaning Cloth

Discover The World Around!

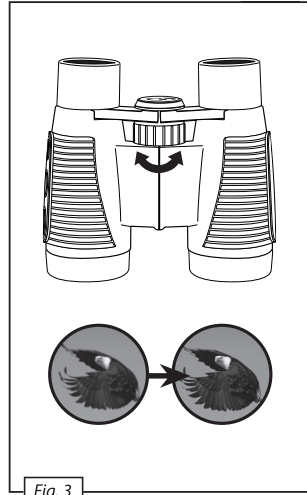
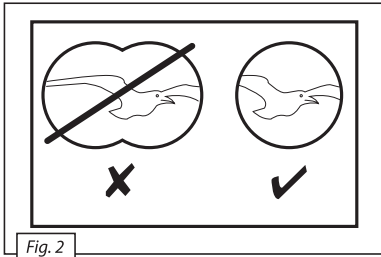
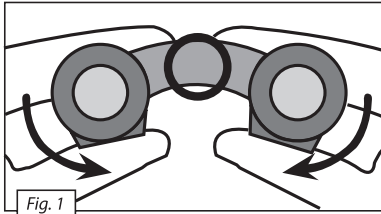
Lightweight and rubber-coated, Explore One's 6x21 binoculars are a perfect observation tool for young adventurers. In addition to 6x magnification and a 21mm aperture, they offer a large focus wheel, rubber eyecups and a textured gripping surface.

Determining Eye Distance

The distance between one's eyes varies from person to person, so it is essential that you adjust your binoculars before you use them. Take the binoculars in both hands (Fig. 1) and hold them to your eyes. Fold them so that you see a single circle when looking through them (Fig. 2).

Adjusting The Focus

To adjust the focus, simply turn the center focus wheel (Fig. 3).



Cleaning Instructions

To clean the eyepieces and/or objective lenses, only use a soft, lint-free cloth like a microfiber cloth. Do not apply excess pressure to the cloth to avoid scratching the lenses. To remove more stubborn dirt, moisten the cleaning cloth with an eyeglass-cleaning solution and wipe the lenses gently being careful to avoid excess pressure. Protect this device from dust and moisture. When using in high humidity conditions, let the device acclimatize for a short period of time before storing so that residual moisture can dissipate.