





Clip Binocular Strap Instructions




STEP 1: Remove the end clip piece from the neck strap (this end piece has an open loop at the end of the clip piece)..




STEP 2: Thread the loop side of the end clip piece through the strap attachment lug on the binocular.



STEP 3: Pull the clip through the open loop



STEP 4: Pull the clip until it is tight.



STEP 5: Reattach the end clip piece to the neck strap. Then follow steps #1 through #5 to attach the other side of the binocular strap.

To make the neck strap shorter you can remove clip segments from each side of the neck strap as needed.