




# Clip Binocular Strap Instructions




**STEP 1:** Remove the end clip piece from the neck strap (this end piece has an open loop at the end of the clip piece)..




**STEP 2:** Thread the loop side of the end clip piece through the strap attachment lug on the binocular.



**STEP 3:** Pull the clip through the open loop



**STEP 4:** Pull the clip until it is tight.



**STEP 5:** Reattach the end clip piece to the neck strap. Then follow steps #1 through #5 to attach the other side of the binocular strap.

To make the neck strap shorter you can remove clip segments from each side of the neck strap as needed.