
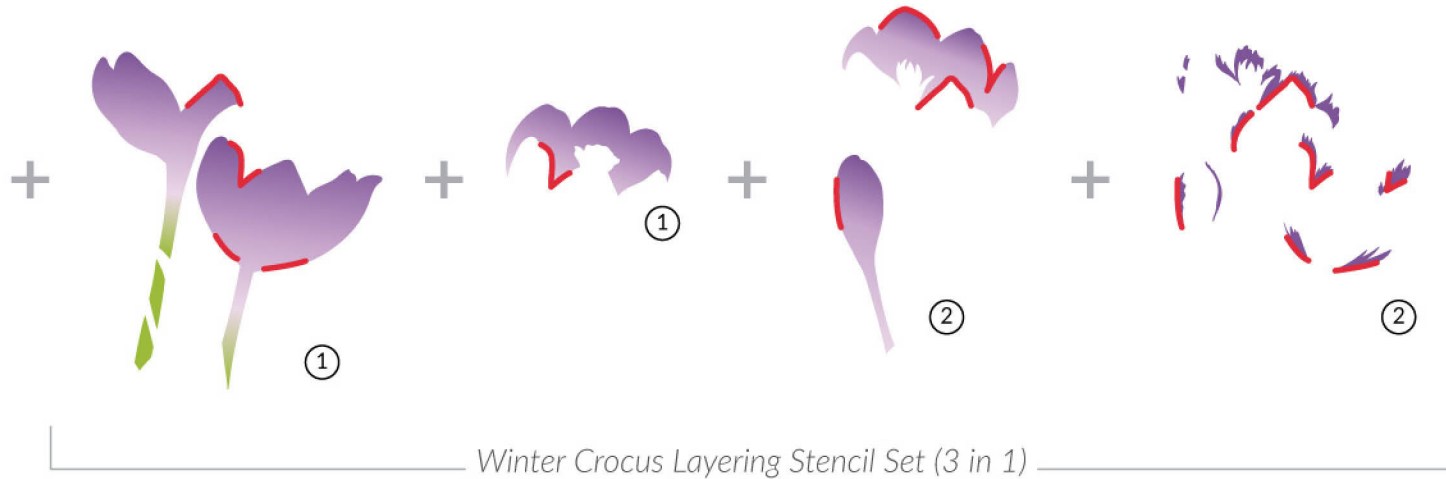


Winter Crocus Layering
Stencil Set (3 in 1) & Stamp Set
LAYERING GUIDE



Winter Crocus Stamp Set




Winter Crocus Layering Stencil Set (3 in 1)



+



+



=



Winter Crocus Layering Stencil Set (3 in 1)

Inks:

- | | |
|-------------------|-----------------|
| ■ Obsidian | ■ Parrot |
| ■ Soft Lilac | ■ Shadow Creek |
| ■ Lavender Fields | ■ Mountain Pine |
| ■ Ultraviolet | |
| ■ Honey Drizzle | |

Designer's Tips:

1. Blend a lovely color green dye ink on the floral stencil itself to make the purple and green blend nicely on the stem of the Crocus.
2. To add a nice texture to the background, use a splatter stencil to add a fun background texture.
3. You can pair any other holiday themed sentiment or stamp set to make it perfect for the holiday season.

*55% actual size