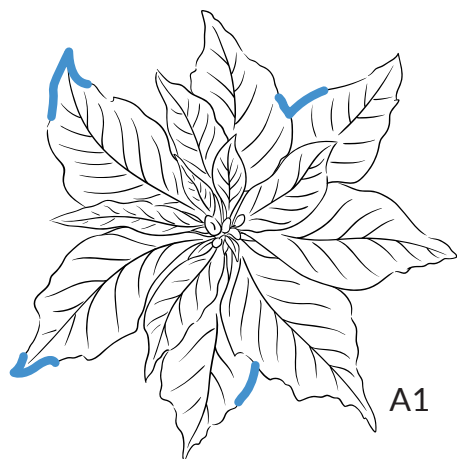



# Poinsettia & Berries Stamp Set


## LAYERING GUIDE



+



+



+



+



=




### Designer's Tips:

Add depth to the solid coloring layers by using a sharpened coloring pencil. For color variation, try stamping the solid layer in a light color, followed by stamping with a darker ink applied to some parts of the stamp and blended with a blending brush.

### Inks:

- Obsidian
- Coral Bliss
- Heart Beat
- Lime
- Fresh Leaf
- Lagoon
- Espresso



+



+



=



\*80% actual size