

# ALT & NEW

## WATERCOLOR 36 PAN SET

### Color Swatches

This beautiful set of 36 vibrant watercolor half-pans coordinates perfectly with our line of ink. They are intensely pigmented, fade minimally when drying, and some colors have lovely granulating effects. They are stored in a convenient plastic case, designed with space for your brush (included) and a palette in the lid for mixing. Some of the case lids snap off upon opening and can easily snap back on after you are finished creating so you can store your mixed paints with the rest of the pan colors. The lightfastness of these colors range is about 4-5.

VIBRANT | SMOOTH | 36 HALF-PANS

#### Printing Instructions


- 8.5" x 11" paper (use your favorite white cardstock)
- Printer settings: landscape, borderless printing

#### Contents

- Grid Colored Swatches (Opacity Chart)
- Grid Blank Swatches
- 2" x 2" Blank Swatches
- Project Inspiration



<p><b>Pink Diamond</b> PW24   NR4 ◐</p>	<p><b>Puffy Heart</b> PW24   NR4   PR181 ◐</p>	<p><b>Purple Wine</b> PR122   PW24   PBk1 ◐</p>	<p><b>Cosmic Berry</b> PW24   PV23 ◐</p>	<p><b>Cotton Candy</b> PW24   PR122 ◐</p>	<p><b>Coral Berry</b> PW24   PR181 ◐</p>	<p><b>Rubellite</b> PR122   PBr28 ○</p>	<p><b>Grapevine</b> PBr28   PBk1 ◐</p>	<p><b>Crimson</b> PO34   PR173 ○</p>
<p><b>Forest Glades</b> PW24   PG36 ◐</p>	<p><b>Frayed Leaf</b> PW24   PG7 ●</p>	<p><b>Bamboo</b> PW24   PG7 ◐</p>	<p><b>Citrus Burst</b> PW24   PY100 ◐</p>	<p><b>Fresh Lemon</b> PY100   PO43 ○</p>	<p><b>Warm Sunshine</b> PW24   PY5   PO43 ◐</p>	<p><b>Sunkissed</b> PW24   PY5   PO34 ◐</p>	<p><b>Orange Cream</b> PW24   PO34 ◐</p>	<p><b>Autumn Blaze</b> PW24   PO34   PY5 ◐</p>
<p><b>Evergreen</b> PG36   PG7   PBk1 ○</p>	<p><b>Mountain Mist</b> PW24   PG36   PB28 ●</p>	<p><b>Lagoon</b> PB29   PG36 ◐</p>	<p><b>Emerald</b> PW24   PG36   PB28 ◐</p>	<p><b>Ocean Waves</b> PW24   PG36   PB28 ◐</p>	<p><b>Dusk</b> PB29   PBk1 ○</p>	<p><b>Desert Night</b> PB29   PBk1 ○</p>	<p><b>Caribbean Sky</b> PW24   PB29 ●</p>	<p><b>Persian Blue</b> PB29   PV23 ○</p>
<p><b>Paper Bag</b> PBr28   VAT Brown 1 ◐</p>	<p><b>Mocha</b> PBr28   PBk1 ◐</p>	<p><b>Espresso</b> PBr28   PBk1 ◐</p>	<p><b>Industrial Diamond</b> PW24   PBk1 ◐</p>	<p><b>Moon Rock</b> PW24   PBk1 ◐</p>	<p><b>Jet Black</b> PBk1 ◐</p>	<p><b>Lavender Fields</b> PV3   PB29 ◐</p>	<p><b>Deep Iris</b> PW24   PV3 ◐</p>	<p><b>Midnight Violet</b> PW24   PV3   NR4 ◐</p>



Pink Diamond




Puffy Heart




Purple Wine




Cosmic Berry




Cotton Candy



Coral Berry




Rubellite




Grapevine



Crimson




Forest Glades




Frayed Leaf




Bamboo




Citrus Burst




Fresh Lemon




Warm Sunshine




Sunkissed



Orange Cream




Autumn Blaze



Evergreen




Mountain Mist




Lagoon




Emerald




Ocean Waves



Dusk




Desert Night



Caribbean Sky




Persian Blue




Paper Bag




Mocha




Espresso




Industrial Diamond




Moon Rock




Jet Black



Lavender Fields



Deep Iris



Midnight Violet

Pink Diamond  
WATERCOLOR 36 PAN SET

Puffy Heart  
WATERCOLOR 36 PAN SET

Purple Wine  
WATERCOLOR 36 PAN SET

Cosmic Berry  
WATERCOLOR 36 PAN SET

Cotton Candy  
WATERCOLOR 36 PAN SET

Coral Berry  
WATERCOLOR 36 PAN SET

Rubellite  
WATERCOLOR 36 PAN SET

Grapevine  
WATERCOLOR 36 PAN SET

Crimson  
WATERCOLOR 36 PAN SET

Forest Glades  
WATERCOLOR 36 PAN SET

Frayed Leaf  
WATERCOLOR 36 PAN SET

Bamboo  
WATERCOLOR 36 PAN SET

Citrus Burst  
WATERCOLOR 36 PAN SET

Fresh Lemon  
WATERCOLOR 36 PAN SET

Warm Sunshine  
WATERCOLOR 36 PAN SET

Sunkissed  
WATERCOLOR 36 PAN SET

Orange Cream  
WATERCOLOR 36 PAN SET

Autumn Blaze  
WATERCOLOR 36 PAN SET

Evergreen  
WATERCOLOR 36 PAN SET

Mountain Mist  
WATERCOLOR 36 PAN SET

Watercolor 36 Pan Set

2" X 2" COLOR SWATCHES

Lagoon  
WATERCOLOR 36 PAN SET

Emerald  
WATERCOLOR 36 PAN SET

Ocean Waves  
WATERCOLOR 36 PAN SET

Dusk  
WATERCOLOR 36 PAN SET

Desert Night  
WATERCOLOR 36 PAN SET

Caribbean Sky  
WATERCOLOR 36 PAN SET

Persian Blue  
WATERCOLOR 36 PAN SET

Paper Bag  
WATERCOLOR 36 PAN SET

Mocha  
WATERCOLOR 36 PAN SET

Espresso  
WATERCOLOR 36 PAN SET

Industrial Diamond  
WATERCOLOR 36 PAN SET

Moon Rock  
WATERCOLOR 36 PAN SET

Jet Black  
WATERCOLOR 36 PAN SET



Lavender Fields  
WATERCOLOR 36 PAN SET

Deep Iris  
WATERCOLOR 36 PAN SET

Midnight Violet  
WATERCOLOR 36 PAN SET

Watercolor 36 Pan Set

2" X 2" COLOR SWATCHES



For more design ideas and inspiration, visit us at  
[www.altenew.com](http://www.altenew.com)

