



**Craft Your Life Project Kit:
Splendid Bouquet Stamp & Stencil Set**

LAYERING GUIDE

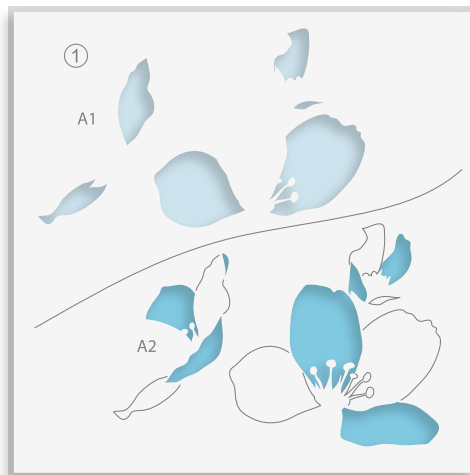
Inks:

- | | |
|--------------|-----------------|
| ■ Obsidian | ■ Ocean Waves |
| ■ Minty Mint | ■ Dusk |
| ■ Sweet Leaf | ■ Desert Night |
| ■ Just Green | ■ Citrus Burst |
| ■ Sea Glass | ■ Honey Drizzle |





Stamp Set

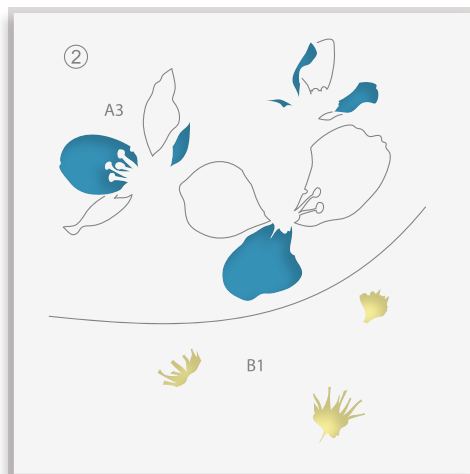
+




=



+



=




Designer's Tips:

Sometimes the inside of the card needs to be just as special as the outside (this is, of course, where your personal message will go!). Stamp the longer poems in this set on the inside as the perfect complement to the greeting on the outside.

The stencil set included in the Craft Your Life Project Kit coordinates with both the stamp set and the embossing folder, AND it can be used on its own as well! Simply use the guides etched on the stencil (along with the layering guide on the packaging) to do this with ease!

**Craft Your Life Project Kit:
Splendid Bouquet Stamp & Stencil Set**
LAYERING GUIDE



**Please note that you can also use the Craft Your Life Project Kit: Splendid Bouquet Layering Stencil Set to color the flower image from the Craft Your Life Project Kit: Splendid Bouquet 3D Embossing Folder*