


Delicate Dragonflies

Layering Die + Hot Foil Plate Set

LAYERING GUIDE



Cardstock:

- Jet Black
- Red Sunset Gradient Set
- Summer Afternoon Gradient Set

Other:

- Hot Foil Roll - Brushed Gold


*70% actual size

Page 1 of 2

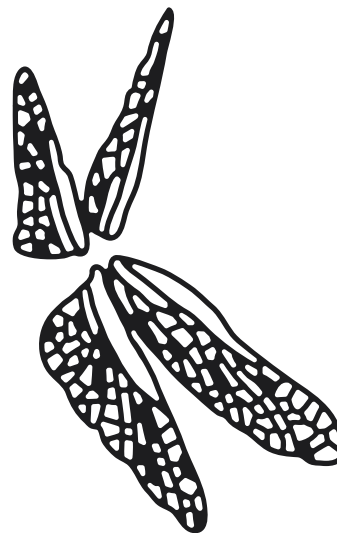
Delicate Dragonflies

Layering Die + Hot Foil Plate Set

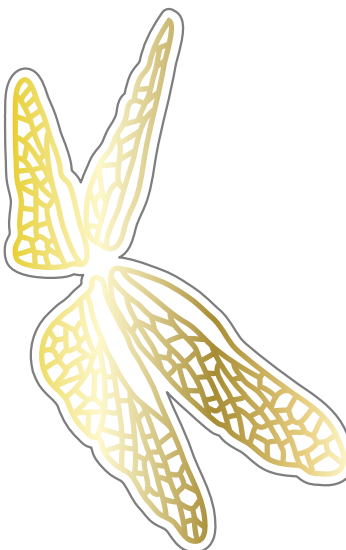
LAYERING GUIDE



+




or



Hot Foil Plate Set

=



=



Designer's Tips:

For the front-facing dragonfly, use two different shades of foil for the two wing layers on dark or black cardstock. The contrast is sure to pop!

To create realistic wings, try using vellum! You can either use vellum for the base layer of each wing topped with a cardstock detail layer, or use vellum for all of the wing parts.

The body of each dragonfly can also get a realistic look with some ink blending. Look up photos of different dragonflies online for color inspiration!