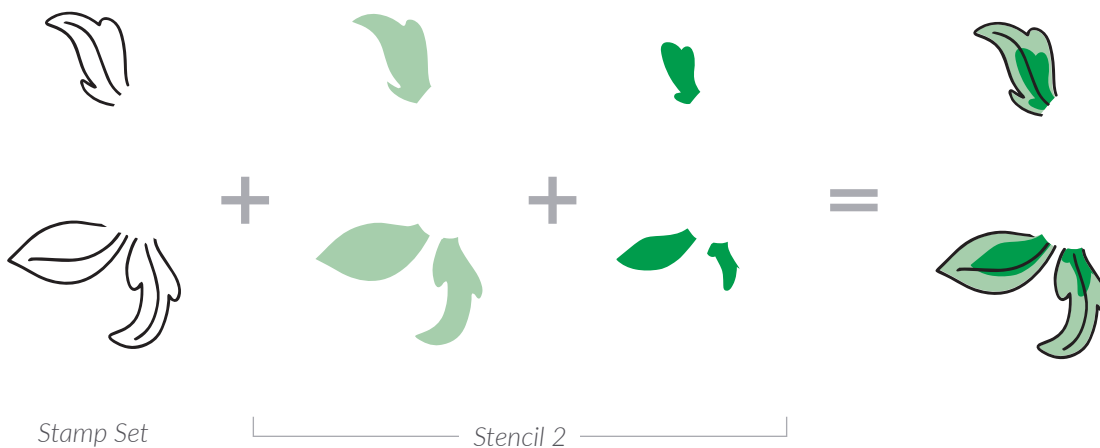




**Enamel Flowers**  
Stamp + Stencil Set

**LAYERING GUIDE**



**Inks:**

- Obsidian
- Frosty Pink
- Coral Berry
- Grapevine
- Sunkissed
- Orange Cream
- Firebrick
- Wisteria
- Hydrangea
- Andromeda
- Mountain Mist
- Volcano Lake

**Designer's Tips:**

Stamp the enamel flowers on the front of the card and color it in with shades of pink, green, and yellow using the Artist Alcohol Markers. Stamp the sentiments on the bottom, middle section of your card!

Align this layering stencil set to the Enamel Florals Stamp Set, color it in with the Altenew Dye Inks of your choice, and create a lovely Peony scenery!

\*70% actual size

Page 1 of 2

LAYERING GUIDE



Stamp Set

Stencil 2



Stamp Set

Stencil 2



Stamp Set

Stencil 3



Stamp Set

Stencil 3