




# Sixties Sunshine Simple Coloring Stencil Set (3 in 1) & Embossing Folder


## LAYERING GUIDE



*Sixties Sunshine 3D Embossing Folder*



=



### Inks:

- Fresh Lemon
- Honey Drizzle
- Snapdragon
- Autumn Blaze
- Pink Pearl
- Coral Bliss
- Heart Beat

### Designer's Tips:

Ink through your Sixties Sunshine Simple Coloring Stencil Set (3 in 1), cut out a black piece of cardstock, stamp in your favorite sentiment and emboss using the Pure White Embossing Powder, stick your sentiment piece using foam tape on the center of lower right or left side of your card and now you have a lovely card!

*\*50% actual size*