




## Groovy Garden Stamp Set

### LAYERING GUIDE

#### Designer's Tips:

Get a white piece of cardstock, stamp the 3 main flowers around the surface using Altenew's awesome dye inks, add the second flower layers to their respective main flowers, add the leaves and follow the same steps, stamp your sentiment using Permanent Black Ink in an empty space among the flowers, then viola!



#### Inks:

-  Honey Drizzle
-  Snapdragon
-  Aqualicious
-  Teal Cave
-  Deep Iris
-  Midnight Violet
-  Rubellite
-  Razzleberry
-  Parrot
-  Olive

