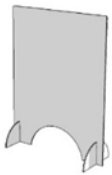




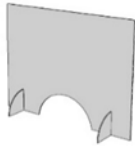
Screens and
Workplace Dividers
Product Guide

Product Map

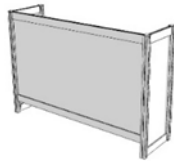
Protective Counter Screens



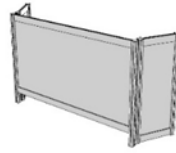
All-Clear - Vertical



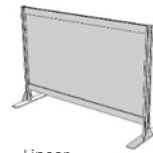
All-Clear - Horizontal



Enclosed

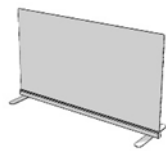


Enclosed - Flex

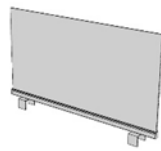


Linear

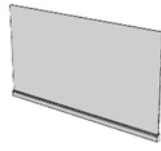
Universal Upmount Screens



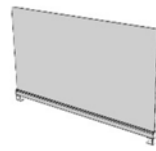
Freestanding



Panel Mount



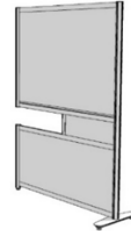
Surface Mount



Desk/Worksurface Mount



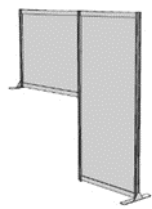
Mobile



Levellers

Scissor Screens

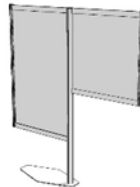
Step Screens



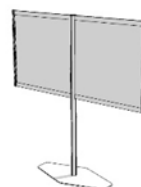
Flag Screens



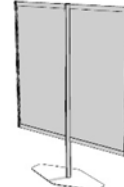
Single Sided



Double Sided Offset



Double Sided Short



Double Sided Tall

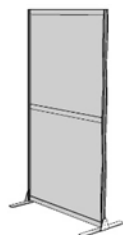
Pop-Up Screens



Segmented Screen



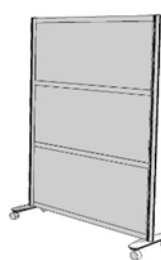
Monolithic Screen



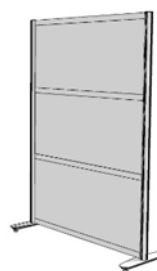
Freestanding Screen



Mobile Screen



Mobile



Levellers

MIX Screens

Booths

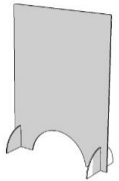




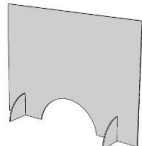
Protective Counter Screens

Personal desk and counter protection in the workplace has never been more important.

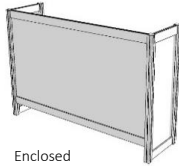
Our screens are offered in framed or unframed versions and in 5 different styles across many different sizes.



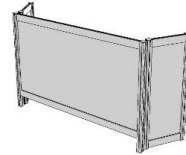
All-Clear - Vertical



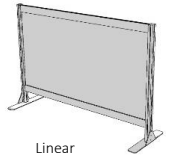
All-Clear - Horizontal



Enclosed



Enclosed - Flex




Linear



Protective Counter Screens

Protective Desk and Counter Screens from fluidconcepts provide a direct barrier between employees and patients or clients.



Personal protection in the workplace has never been more important. fluidconcepts protective desk and counter screens provide a direct barrier between employees, patients and clients.

Four Models



Linear Model



Enclosed Model



Enclosed-Flex Model



All-Clear Model



Features

- Sets Up in Minutes
- Various Heights and Widths
- 3" High Open Bottom Access for Document Pass-thru (Framed Models)
- Offered in 3 Models, Enclosed, Linear, All-Clear
- Easily Cleaned and Disinfected with Healthcare Grade Solutions
- Durable Metal Frame Construction for Years of Use (Framed Models)
- Linkable and Connectable with Spline Connector (Framed Models)
- Rubber Bumpers on base to eliminate Surface Slipping

Materials

- Anodized Aluminum Frame
- Clear Acrylic Panes
- 95% Recyclable
- Powdercoated Metal Base (Linear Model)

*Send orders only to
order@fluidgroup.com



www.fluidconcepts.ca Inquiries—sales@fluidgroup.com 1.866.933.5258
Copyright of fluidconcept & design inc. All rights, industrial designs and copyrights reserved. Patents Pending.




Protective Desk Screens

Enclosed Model



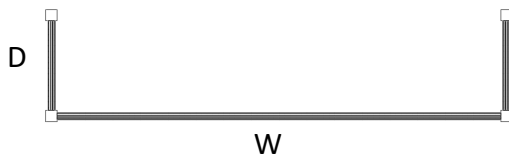
Enclosed Model	Height	Width	Depth
24 High			
PRSCRE2424	24	24	10
PRSCRE2430	24	30	10
PRSCRE2436	24	36	10
PRSCRE2442	24	42	10
PRSCRE2448	24	48	10
PRSCRE2454	24	54	10
PRSCRE2460	24	60	10
32 High			
PRSCRE3224	32	24	10
PRSCRE3230	32	30	10
PRSCRE3236	32 <td 36	10	
PRSCRE3242	32	42	10
PRSCRE3248	32	48	10
PRSCRE3254	32	54	10
PRSCRE3260	32	60	10

Enclosed Flex Model




Enclosed Flex Model	Height	Width	Depth
24 High			
PRSCRF2424	24	24	12
PRSCRF2430	24	30	12
PRSCRF2436	24	36	12
PRSCRF2442	24	42	12
PRSCRF2448	24	48	12
PRSCRF2454	24	54	12
PRSCRF2460	24	60	12
32 High			
PRSCRF3224	32	24	12
PRSCRF3230	32	30	12
PRSCRF3236	32	36	12
PRSCRF3242	32	42	12
PRSCRF3248	32	48	12
PRSCRF3254	32	54	12
PRSCRF3260	32	60	12

Enclosed Model



Enclosed Flex Model



* Please contact your local fluidconcepts dealer for Net Pricing

www.fluidconcepts.ca Inquiries—sales@fluidgroup.com 1.866.933.5258


Copyright of fluidconcept & design inc. All rights, industrial designs and copyrights reserved. Patents Pending.

R1



Protective Desk Screens

Linear Model



All Clear Model



Linear Model

24 High

PRSCRL2424
 PRSCRL2430
 PRSCRL2436
 PRSCRL2442
 PRSCRL2448
 PRSCRL2454
 PRSCRL2460

32 High

PRSCRL3224
 PRSCRL3230
 PRSCRL3236
 PRSCRL3242
 PRSCRL3248
 PRSCRL3254
 PRSCRL3260

All Clear

HRBPROSCREEN2432
 HRBPROSCREEN3224

Height	Width	Foot Depth
--------	-------	------------

24	24	11
24	30	11
24	36	11
24	42	11
24	48	11
24	54	11
24	60	11

32	24	11
32	30	11
32	36	11
32	42	11
32	48	11
32	54	11
32	60	11

Height	Width	Foot Depth
--------	-------	------------

32	24	10
24	32	10

Splines - Connecting Screens Together

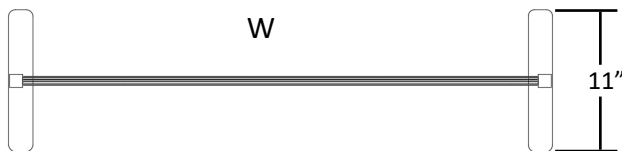
Hard Connect (Straight)

PRSCRS24
 PRSCRS32

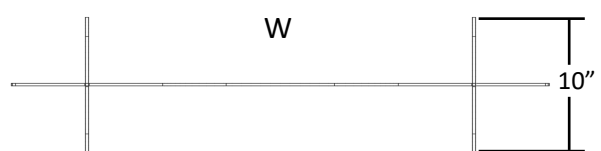
Flex Spline (for connecting screens at angles)

PRSCRSF24
 PRSCRSF32

Linear Model



All Clear Model

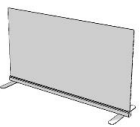




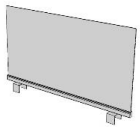
Universal Upmount Screens

Universal Upmount Screens provide a direct physical barrier between employees, patients and clients.

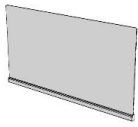
Using one screen with four different ways to mount—Surface Mounted, Freestanding, Worksurface Mounted, and Panel Mounted.



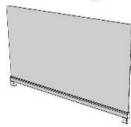
Freestanding



Panel Mount



Surface Mount



Desk/Worksurface Mount



Personal protection in the workplace has never been more important. Fluidconcepts Upmount Screens provide a direct physical barrier between employees, patients and clients. One screen with four different ways to mount—Surface Mounted, Freestanding, Worksurface Mounted, and Panel Mounted.

Mounting Types



Surface Mount

Features


Can be secured to any surface with fasteners (fasteners for wood and metal)



Freestanding

Features

Sits on any desk surface with 2" x 11" Wide Feet



Worksurface Mount

Features

Clamps onto a worksurface 3/4" to 1 1/4" thick



Panel Mount

Features

Clamps onto any panel system 1.25" to 4.5" thick

Options

Sizes

Height—12", 16", 20", 24"

Width—24", 30", 36", 42", 48", 54", 60", 66", 72"

Type

U—Full (No Access Hole)

A—Access Hole (10"W x 2.5"H)(+\$50 List)

Screen Finish Type

AC1—Clear

AF1—Frosted

AW1—White (Opaque) (+\$100 List)



Access Hole



Worksurface Mount



Surface Mount with Access Hole

How to Specify



- 1) Specify Screen Product Code with Options
- 2) Specify Mounting Type Hardware
- 3) Specify Type (Full or Access Hole)
- 4) Specify Finish

Specification Example

PUE2448/PUECLW/U/AC1

Universal Upmount Screen, 24"H x 48"W / Worksurface Clamp / Full / Clear

*Send orders only to
order@fluidgroup.com



Panel Mount

Universal Upmount Screens

12" High	Description	List Price	Height	Width	CUFT	LBS
PUE1224	Universal Upmount Screen, 12"H x 24"W		12	24	0.50	8
PUE1230	Universal Upmount Screen, 12"H x 30"W		12	30	0.63	10
PUE1236	Universal Upmount Screen, 12"H x 36"W		12	36	0.75	12
PUE1242	Universal Upmount Screen, 12"H x 42"W		12	42	0.88	14
PUE1248	Universal Upmount Screen, 12"H x 48"W		12	48	1.00	18
PUE1254	Universal Upmount Screen, 12"H x 54"W		12	54	1.13	20
PUE1260	Universal Upmount Screen, 12"H x 60"W		12	60	1.25	22
PUE1266	Universal Upmount Screen, 12"H x 66"W		12	66	1.38	26
PUE1272	Universal Upmount Screen, 12"H x 72"W		12	72	1.50	28
16" High	Description	List Price	Height	Width	CUFT	LBS
PUE1624	Universal Upmount Screen, 16"H x 24"W		16	24	0.67	9
PUE1630	Universal Upmount Screen, 16"H x 30"W		16	30	0.83	11
PUE1636	Universal Upmount Screen, 16"H x 36"W		16	36	1.00	13
PUE1642	Universal Upmount Screen, 16"H x 42"W		16	42	1.17	15
PUE1648	Universal Upmount Screen, 16"H x 48"W		16	48	1.33	19
PUE1654	Universal Upmount Screen, 16"H x 54"W		16	54	1.50	21
PUE1660	Universal Upmount Screen, 16"H x 60"W		16	66	1.83	23
PUE1666	Universal Upmount Screen, 16"H x 66"W		16	60	1.67	27
PUE1672	Universal Upmount Screen, 16"H x 72"W		16	72	2.00	31
20" High	Description	List Price	Height	Width	CUFT	LBS
PUE2024	Universal Upmount Screen, 20"H x 24"W		20	24	0.83	10
PUE2030	Universal Upmount Screen, 20"H x 30"W		20	30	1.04	12
PUE2036	Universal Upmount Screen, 20"H x 36"W		20	36	1.25	14
PUE2042	Universal Upmount Screen, 20"H x 42"W		20	42	1.46	16
PUE2048	Universal Upmount Screen, 20"H x 48"W		20	48	1.67	20
PUE2054	Universal Upmount Screen, 20"H x 54"W		20	54	1.88	22
PUE2060	Universal Upmount Screen, 20"H x 60"W		20	60	2.08	24
PUE2066	Universal Upmount Screen, 20"H x 66"W		20	66	2.29	28
PUE2072	Universal Upmount Screen, 20"H x 72"W		20	72	2.50	32
24" High	Description	List Price	Height	Width	CUFT	LBS
PUE2424	Universal Upmount Screen, 24"H x 24"W		24	24	1.00	11
PUE2430	Universal Upmount Screen, 24"H x 30"W		24	30	1.25	13
PUE2436	Universal Upmount Screen, 24"H x 36"W		24	36	1.50	15
PUE2442	Universal Upmount Screen, 24"H x 42"W		24	42	1.75	17
PUE2448	Universal Upmount Screen, 24"H x 48"W		24	48	2.00	21
PUE2454	Universal Upmount Screen, 24"H x 54"W		24	54	2.25	23
PUE2460	Universal Upmount Screen, 24"H x 60"W		24	60	2.50	25
PUE2466	Universal Upmount Screen, 24"H x 66"W		24	66	2.75	29
PUE2472	Universal Upmount Screen, 24"H x 72"W		24	72	3.00	33

*Send orders only to
order@fluidgroup.com



www.fluidconcepts.ca Inquiries—sales@fluidgroup.com 1.866.933.5258

Copyright of fluidconcept & design inc. All rights, industrial designs and copyrights reserved. Patents Pending. 06-08-20

R1




Universal Upmount Screens


Surface Mount	Description	List Price	Depth	Width
PUEFAST	Surface Mount Hardware		-	-
Freestanding - Base Feet	Description	List Price	Depth	Width
PUEBASE	Freestanding Base Feet, Pair		11	2
Worksurface Mount Clamp	Description	List Price	Depth	Width
PUECLW	Worksurface Mount (.75" - 1.25" WS Thick), Pair		2	1
Panel Mount Clamp	Description	List Price	Height	Width
PUECLPXS	Panel Mount, Extra Small (1.25-2" Thick Panels), Pair		1.25	1.25
PUECLPXSK	Panel Mount, Extra Small, with Thumb Screws (1.25-2" Thick Panels), Pair		1.25	1.25
PUECLPS	Panel Mount, Small (2-3" Thick Panels), Pair		2	2
PUECLPL	Panel Mount, Large (3-4.5" Thick Panels), Pair		3	2
Access Hole Option	Description	List Price	Height	Width
A	Access Hole Upcharge		2.5	10
Alignment Items	Description	List Price		
PUECLPA	Alignment Clip			
PUECLPF	Flex Alignment Clip			



Surface Mount



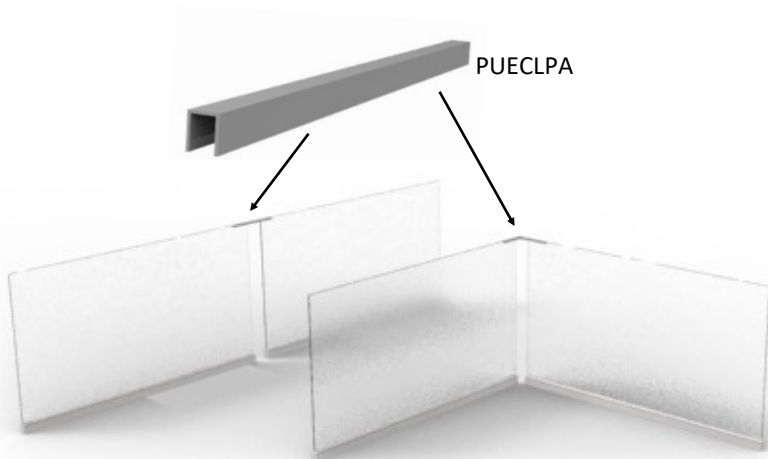
Freestanding - Base Feet



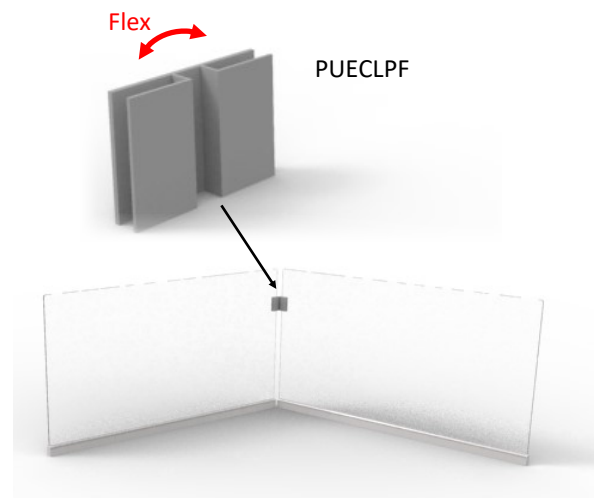
Worksurface Mount Clamp



Panel Mount Clamp (XS, SM & LG)



Straight runs or at 90 degrees

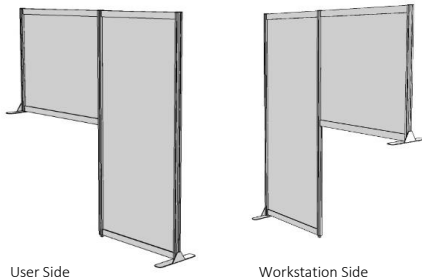



Screens at angles



Step Screens

fluidconcepts' Step Screens offer rapid set-up partitions for use in existing benching, table or open seating applications.



User Side

Workstation Side

Fluidconcepts' **Step Screens** offer rapid set-up partitions for use in existing benching, table or open seating applications.



Options

Sizes

Heights (Overall) - 60" & 66"

Widths (Full Divider) - 24" & 30"

Widths (Desk Divider) - 24" & 30"

Finishes

Frame

ANO - Anodized

Full Divider

AC1 - Clear Acrylic

AF1 - Frosted Acrylic

AW1 - White Opaque (Whiteboard)

Desk Divider

AC1 - Clear Acrylic

AF1 - Frosted Acrylic

AW1 - White Opaque

SS03 - Silver Grey Softscape


SS04 - Charcoal Softscape



Acrylic



Soft
Scape



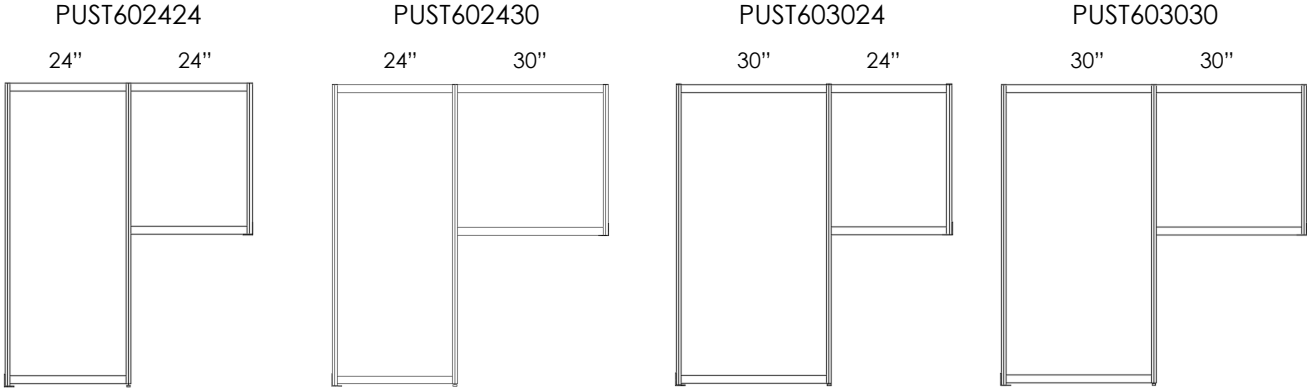
Features

- Simple Assembly
- Metal to Metal Connections
- Adjustable Desk Foot Allows for Surfaces From 28.5" to 30" High
- Anodized Aluminum Frame
- 95% Recyclable
- Powdercoated Silver Metal Base
- Easily Cleaned and Disinfected
- Baseplate Foot on Floor and Surface Offer low Profile Stability.
- 2" Cantilever available for hard connection to underside of surface

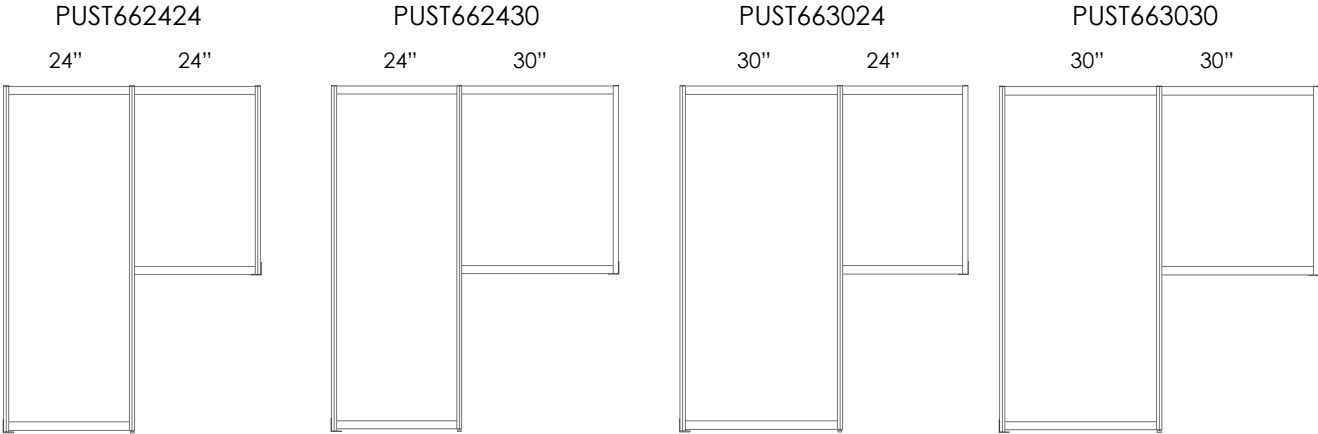
Step Screens

Sizing

60" High




66" High



Levelling Foot

The foot on the surface of the desk can travel a total of 1.5 inches. This will allow for a desk height of between 28.5" and 30" high.



1.5" of Travel

2" Cantilever

An optional 2" cantilever is available to provide a hard connection to the underside of the surface.



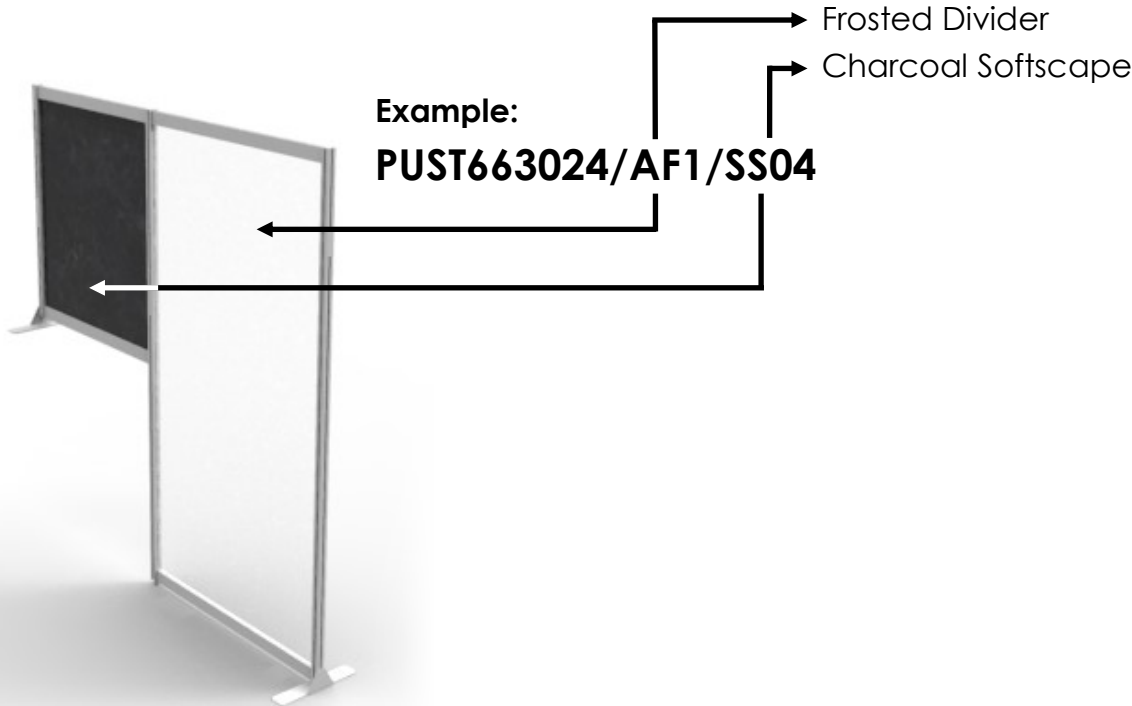
Step Screens

Grade 1 List Pricing

Product Code	Product Description	Grade 1 List	Height	Width (Full/Desk)
PUST602424	Step Screen, 60"H x 24"W (Full) x 24"W (Desk)		60	24/24
PUST602430	Step Screen, 60"H x 24"W (Full) x 30"W (Desk)		60	24/30
PUST603024	Step Screen, 60"H x 30"W (Full) x 24"W (Desk)		60	30/24
PUST603030	Step Screen, 60"H x 30"W (Full) x 30"W (Desk)		60	30/30
PUST662424	Step Screen, 66"H x 24"W (Full) x 24"W (Desk)		66	24/24
PUST662430	Step Screen, 66"H x 24"W (Full) x 30"W (Desk)		66	24/30
PUST663024	Step Screen, 66"H x 30"W (Full) x 24"W (Desk)		66	30/24
PUST663030	Step Screen, 66"H x 30"W (Full) x 30"W (Desk)		66	30/30
XCTC2	2 Cantilever		2	2

How to Specify

Specify Step Screen Product Code, Full Divider Finish, Desk Divider Finish.

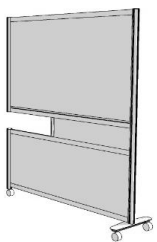




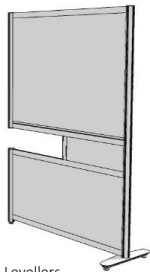
Scissor Screens

fluidconcepts' Scissor Screens provide rapid full space division between desks and workstations.

The screens can be positioned into existing workstations via a 'notch' in the screen.



Mobile



Levellers

Scissor Screens provide rapid full space division between desks and workstations. The screens can be positioned into existing workstations via a 'notch' in the screen.



Options

Sizes

Leveller Base Heights - 52", 66" High
 Caster Base Heights - 54", 68" High
 Widths - 48", 60" Wide
 Worksurface Depths - 24", 30" Deep

Base

PC - Casters
 PL - Levellers

Finishes

Frame - Anodized
 Upper Divider

- AC1** - Clear Acrylic
- AF1** - Frosted Acrylic
- AW1** - White Opaque (Whiteboard)
- SS03** - Silver Grey Softscape
- SS04** - Charcoal Softscape

Lower Divider

- AC1** - Clear Acrylic
- AF1** - Frosted Acrylic
- AW1** - White Opaque (Whiteboard)
- *TFL** - Thermofused Laminate



Features

- Foot and Single Post are Reversible
- Anodized Aluminum Frame
- 95% Recyclable
- Powdercoated Silver Metal Base

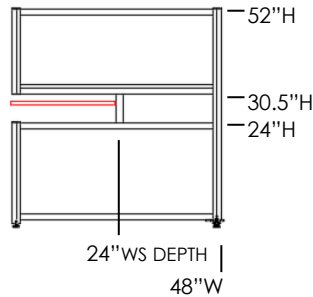


*Send orders only to
order@fluidgroup.com

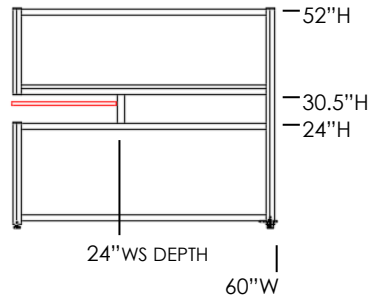


52" High with Leveller Glides

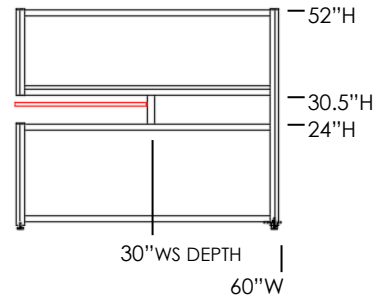
MSSPL524824



MSSPL526024

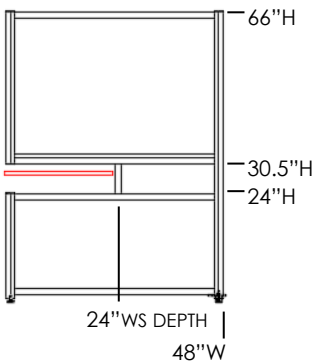


MSSPL526030

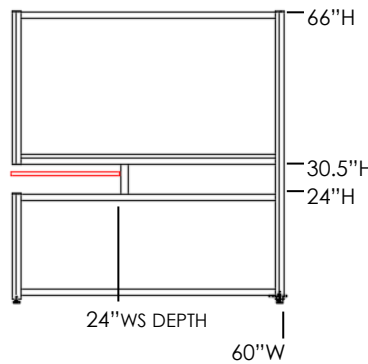


66" High with Leveller Glides

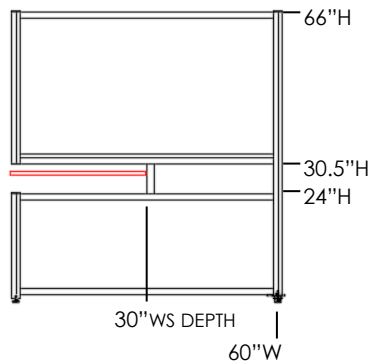
MSSPL664824



MSSPL666024

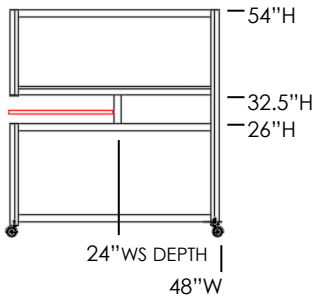


MSSPL666030

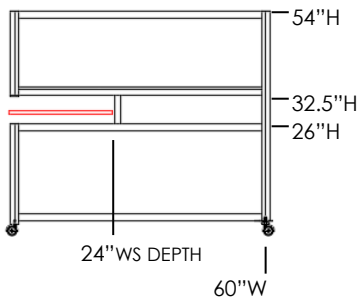


54" High with Casters

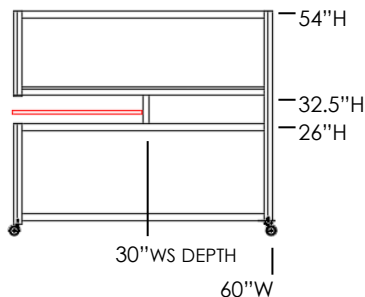
MSSPC544824



MSSPC546024

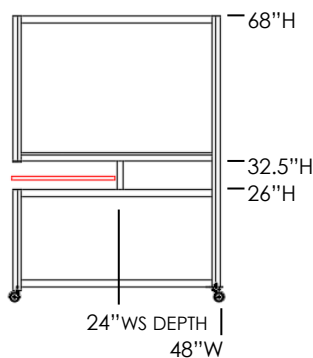


MSSPC546030

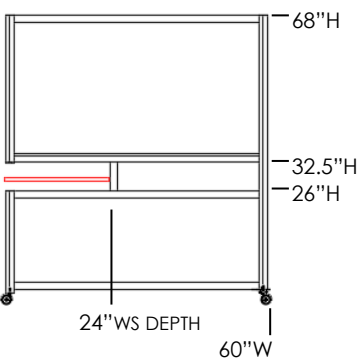


68" High with Casters

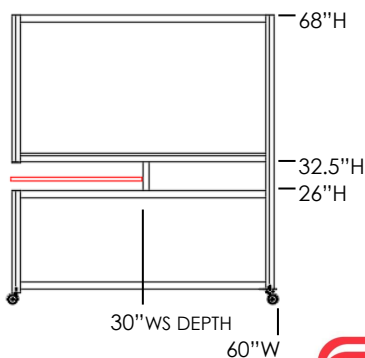
MSSPC684824



MSSPC686024



MSSPC686030



*Send orders only to
order@fluidgroup.com





52" High with Leveller Glides		Grade 1 List	Height	Width	WS Depth
MSSPL524824	Scissor Screen, Levellers, 52"H x 48"W, 24" WS Depth		52	48	24
MSSPL526024	Scissor Screen, Levellers, 52"H x 60"W, 24" WS Depth		52	60	24
MSSPL526030	Scissor Screen, Levellers, 52"H x 60"W, 30" WS Depth		52	60	30

66" High with Leveller Glides		Grade 1 List	Height	Width	WS Depth
MSSPL664824	Scissor Screen, Levellers, 66"H x 48"W, 24" WS Depth		66	48	24
MSSPL666024	Scissor Screen, Levellers, 66"H x 60"W, 24" WS Depth		66	60	24
MSSPL666030	Scissor Screen, Levellers, 66"H x 60"W, 30" WS Depth		66	60	30



54" High with Casters		Grade 1 List	Height	Width	WS Depth
MSSPC544824	Scissor Screen, Casters, 54"H x 48"W, 24" WS Depth		54	48	24
MSSPC546024	Scissor Screen, Casters, 54"H x 60"W, 24" WS Depth		54	60	24
MSSPC546030	Scissor Screen, Casters, 54"H x 60"W, 30" WS Depth		54	60	30

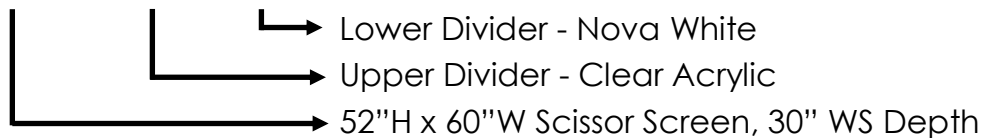
68" High with Casters		Grade 1 List	Height	Width	WS Depth
MSSPC684824	Scissor Screen, Casters, 68"H x 48"W, 24" WS Depth		68	48	24
MSSPC686024	Scissor Screen, Casters, 68"H x 60"W, 24" WS Depth		68	60	24
MSSPC686030	Scissor Screen, Casters, 68"H x 60"W, 30" WS Depth		68	60	30

How to Specify

Specify Scissor Screen Product Code, Upper Divider Finish, Lower Divider Finish

Specification Example:

MSSPC546030/AC1/NW



Please contact your local fluidconcepts rep for Net Pricing

*Send orders only to
order@fluidgroup.com


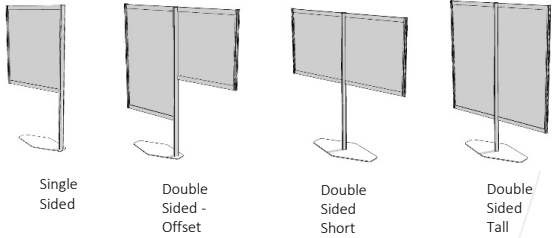




Flag Screens

fluidconcepts' Flag Screens are freestanding post centric screens that enable space division and physical protection.

Flag Screens can be used in a multitude of applications including office, seating, public, healthcare and hospitality environments.



fluidconcepts' **Flag Screens** offer rapid freestanding partitions for many environments including office, seating, public and retail settings.

Options

Types - Single Sided (S), Double Sided (D), Double Offset (DO), Connector (CS)

Heights (Overall) - 60", 66", 72"

Screen Depths - 24", 30"

**Screen Heights - 24", 30", 48"
36" & 42" (Offset only)**

Finishes

Frame

ANO - Anodized

Screen Divider

AC1 - Clear Acrylic


AF1 - Frosted Acrylic

AW1 - White Acrylic


Acrylic



AC1



AF1



AW1



Common Seating Areas - Double Sided Flag Screens with Connector Screens



Height Adjustable Desks - Single Sided Flag screens with Connector Screens



Double Sided



Single Sided



Double Offset



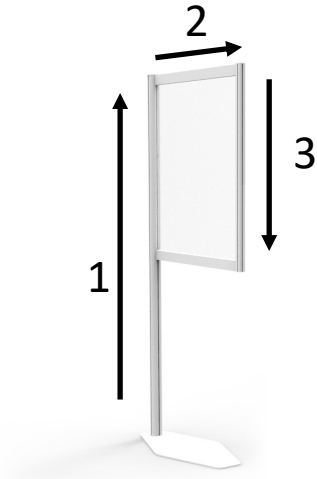
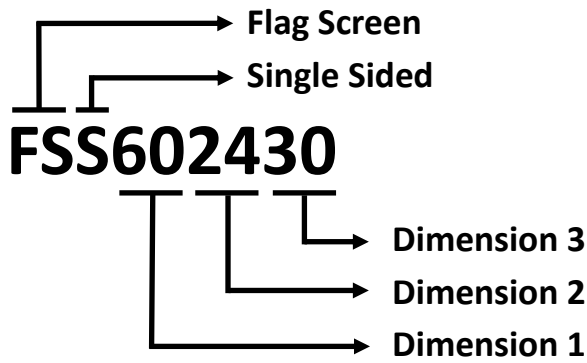
Connector Screen



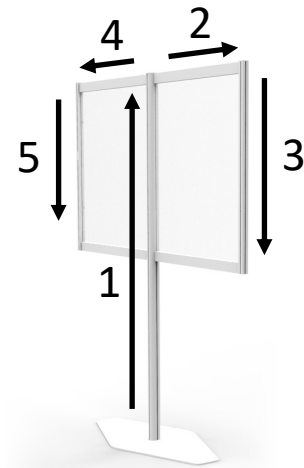
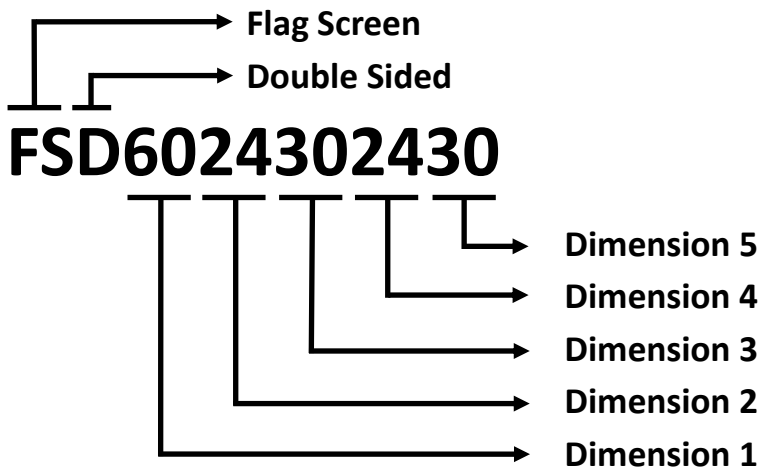
Features

- Simple Assembly
- Metal to Metal Connections
- Anodized Aluminum Frame
- 95% Recyclable
- Powdercoated Silver Metal Base Plate
- Easily Cleaned and Disinfected
- Heavy Base Plate Foot on Floor/Surface Offers Low Profile Stability.

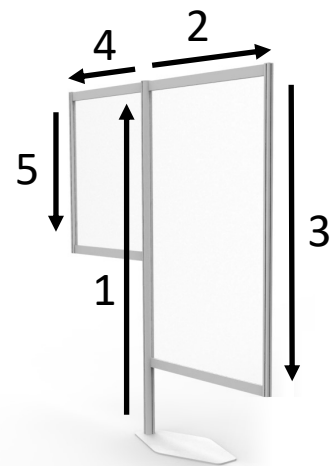
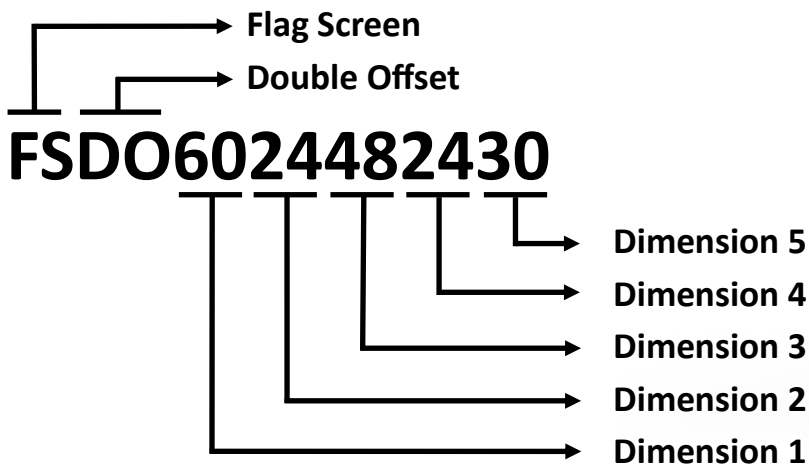
Single Sided Code Structure

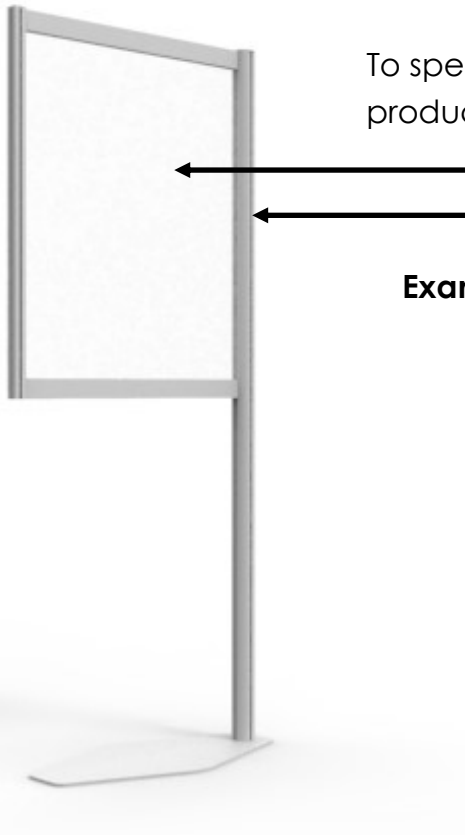


Double Sided Code Structure



Double Offset Code Structure





To specify a Flag Screen or Connector Screen, list the product code along with the divider finish required

Example:

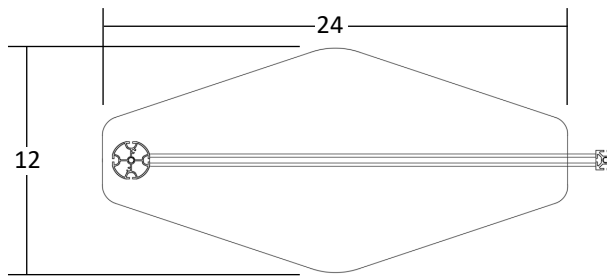
FSS602430/AF1

→ Frosted Acrylic Divider

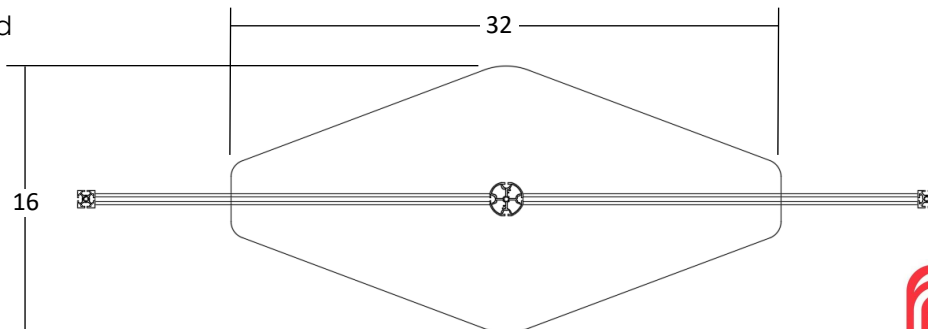
→ Flag Screen, Single Sided, 60"H x 24"W x 30"H

Base Plates

Single Sided & Double Offset



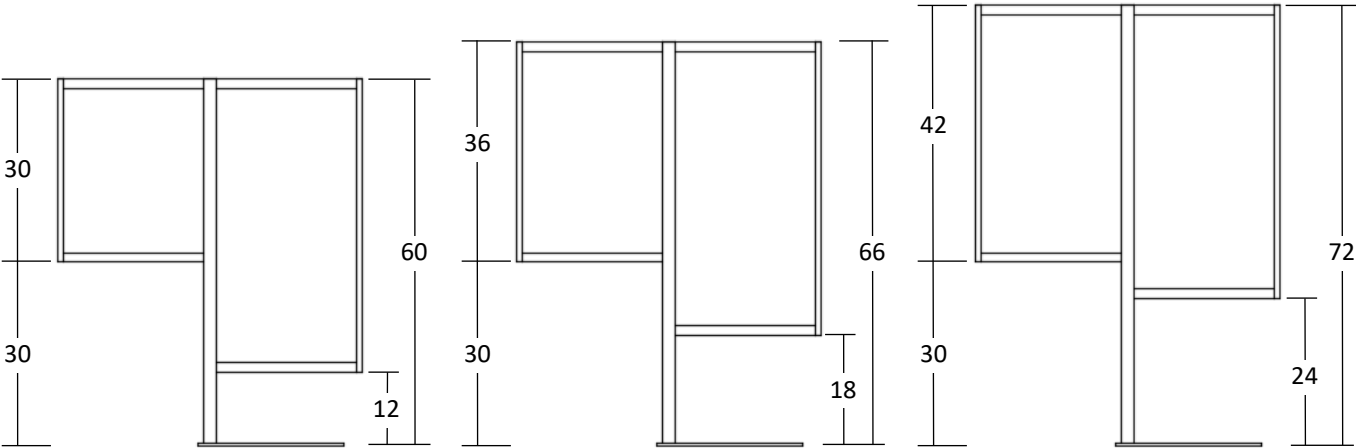
Double Sided



Flag Screens

Double offset

The Double Offset Flag Screens have been designed to interact with existing workstations. As the overall screen increases in height, so to will the shorter side of the screen. This will ensure that the shorter side of the Flag Screen will always be 30" above the ground, allowing it to sit just over the worksurface.



FSDO6024482430

FSDO6624482436

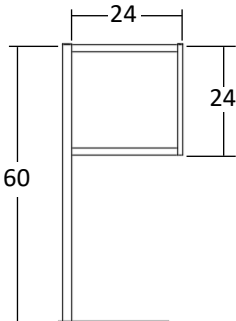
FSDO7224482442



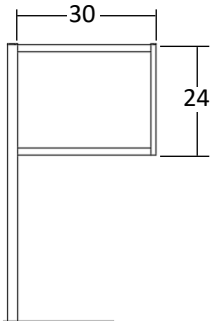
Flag Screens

Sizing

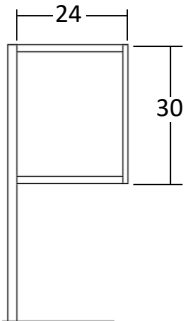
Single Sided



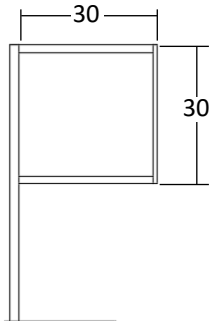
FSS602424




FSS603024



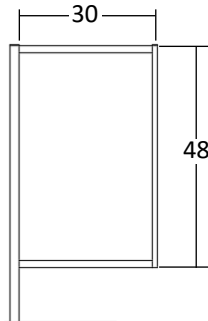
FSS602430




FSS603030



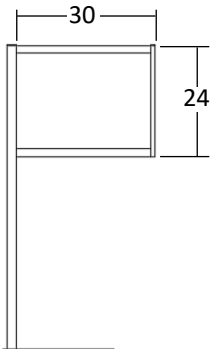
FSS602448



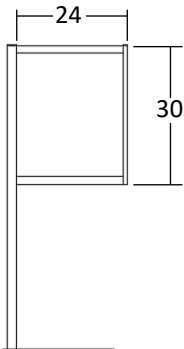
FSS603048



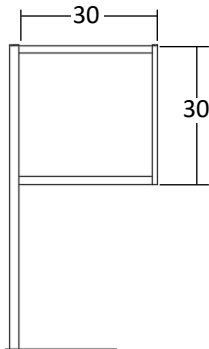
FSS662424



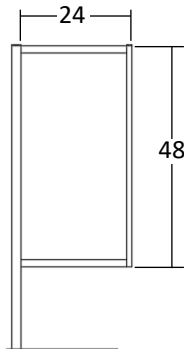
FSS663024



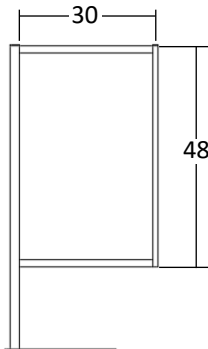
FSS662430



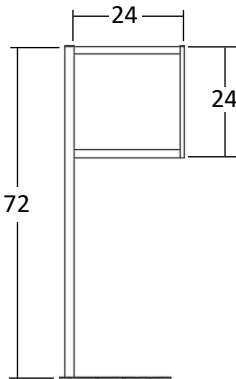
FSS663030




FSS662448



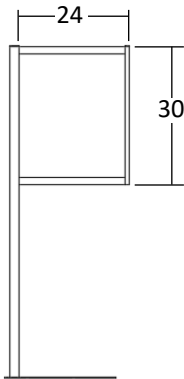
FSS663048



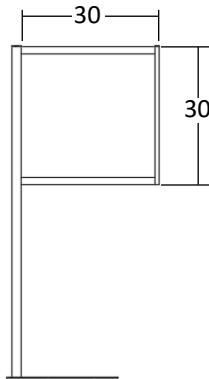
FSS722424



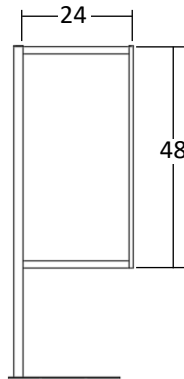
FSS723024



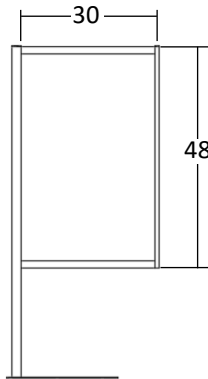
FSS722430



FSS723030



FSS722448

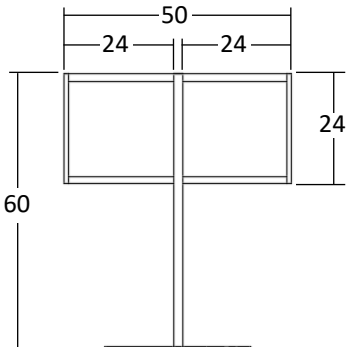


FSS723048

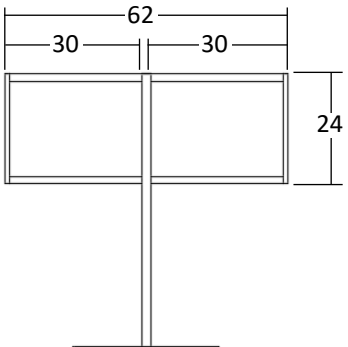
Flag Screens

Sizing

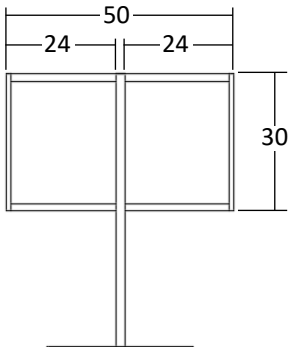
Double Sided



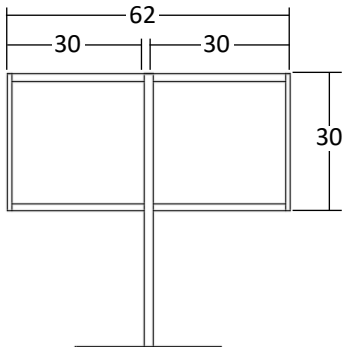
FSD6024242424



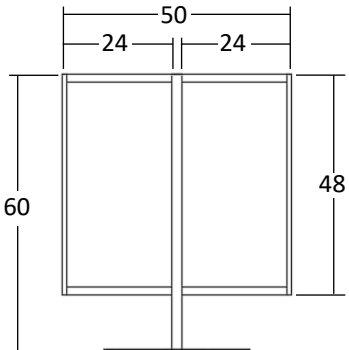
FSD6030243024



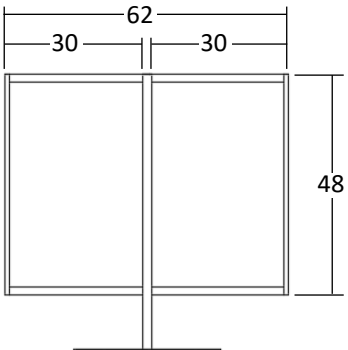
FSD6024302430



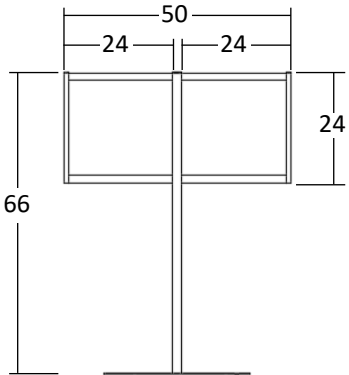
FSD6030303030



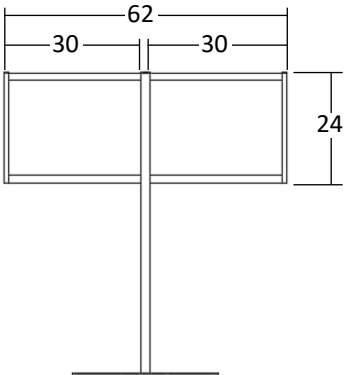
FSD6024482448



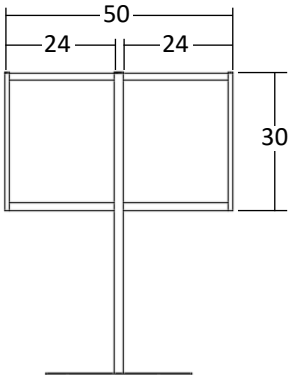
FSD6030483048



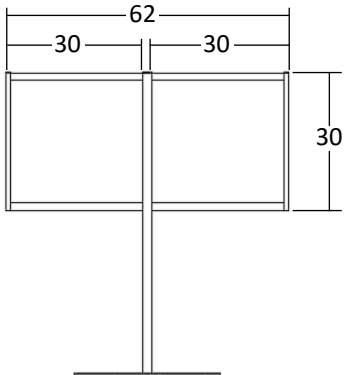
FSD6624242424



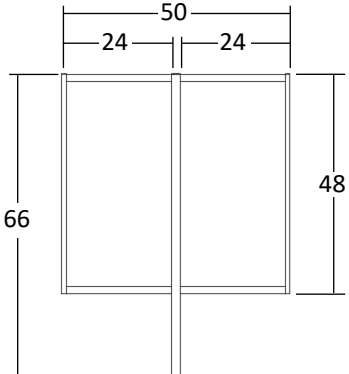
FSD6630243024



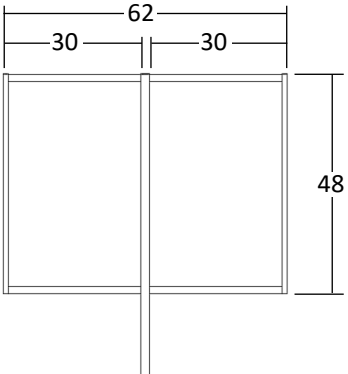
FSD6624302430



FSD6630303030



FSD6624482448

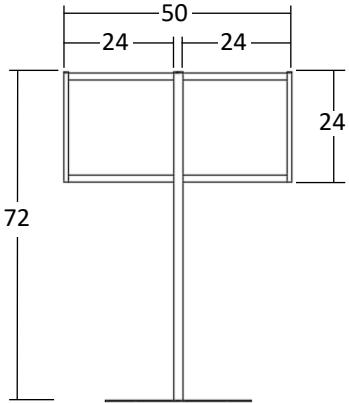


FSD6630483048

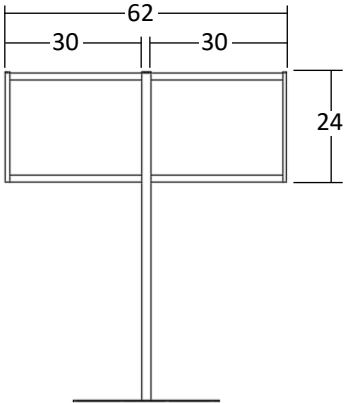
Flag Screens

Sizing

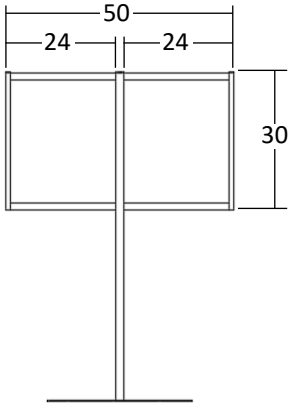
Double Sided



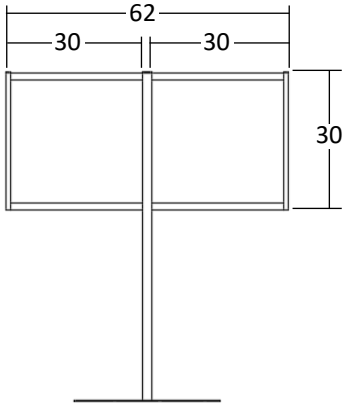
FSD7224242424



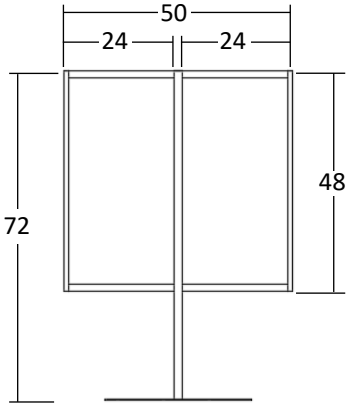
FSD7230243024



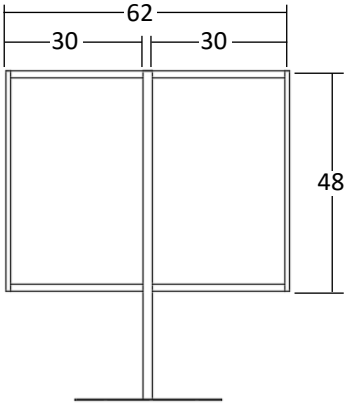
FSD7224302430



FSD7230303030



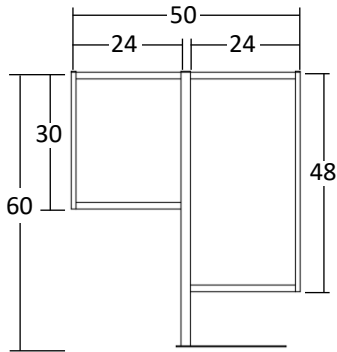
FSD7224482448



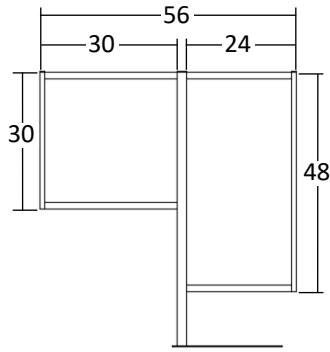
FSD7230483048

Sizing

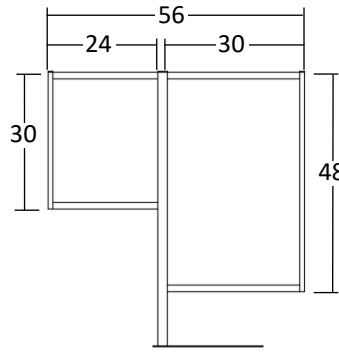
Double Offset



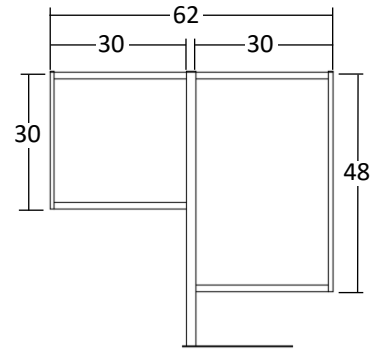
FSDO6024482430



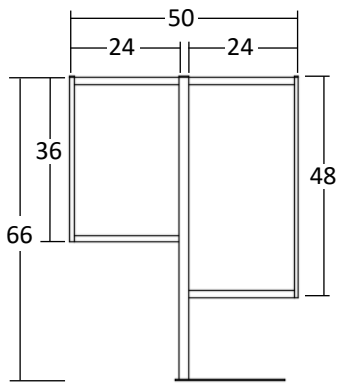
FSDO6024483030



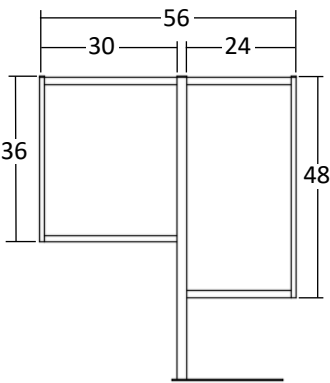
FSDO6030482430



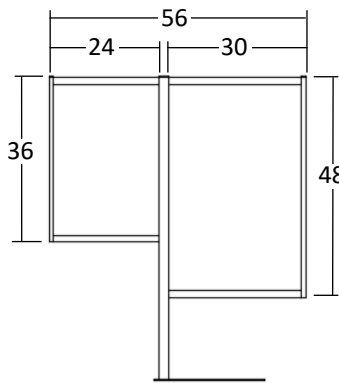
FSD6030483030



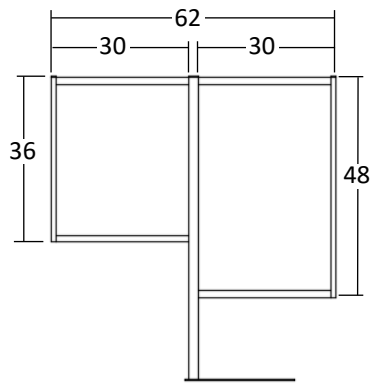
FSDO6624482436



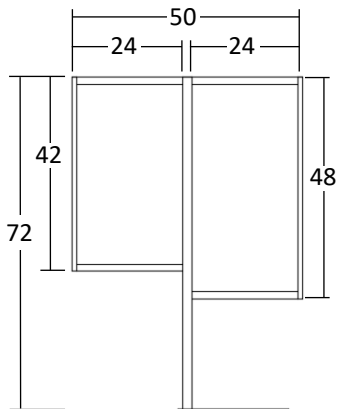
FSDO6624483036



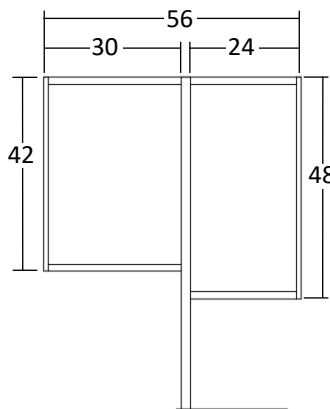
FSDO6630482436



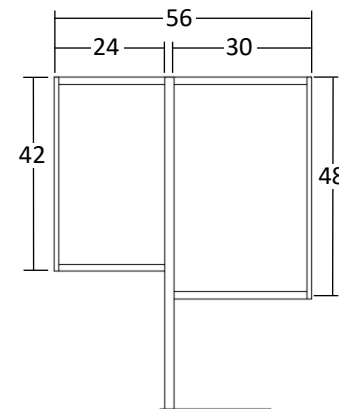
FSD6630483036



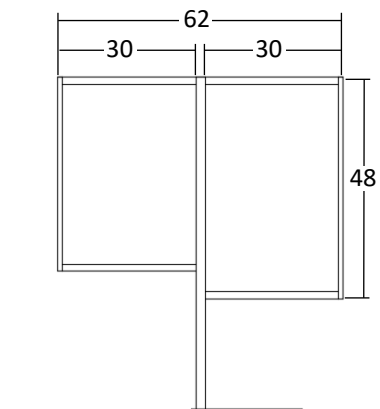
FSDO7224482442



FSDO7224483042



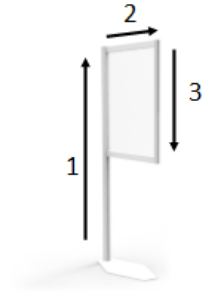
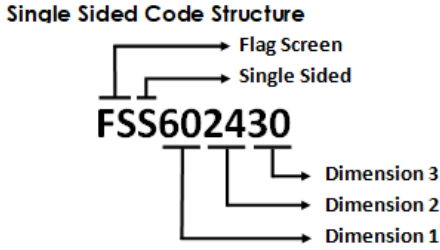
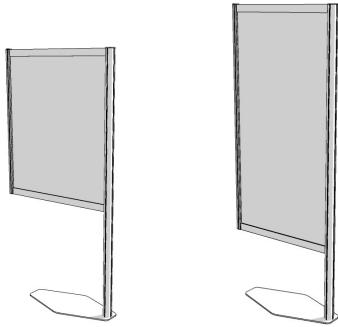
FSDO7230482442



FSD7230483042

Flag Screens

Grade 1 List Pricing



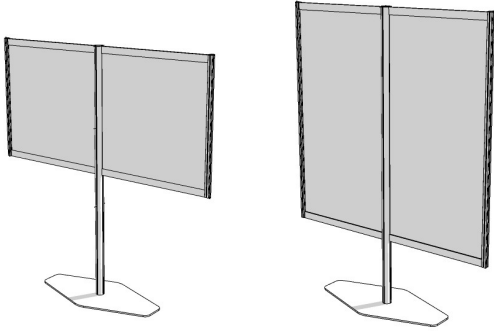
Single Sided, 60" Overall Height		Grade 1 List	Overall Height	Screen Width	Screen Height
FSS602424	Flag Screen, Single Sided, 60"H x 24"W x 24"H		60"H	24"W	24"H
FSS603024	Flag Screen, Single Sided, 60"H x 30"W x 24"H		60"H	30"W	24"H
FSS602430	Flag Screen, Single Sided, 60"H x 24"W x 30"H		60"H	24"W	30"H
FSS603030	Flag Screen, Single Sided, 60"H x 30"W x 30"H		60"H	30"W	30"H
FSS602448	Flag Screen, Single Sided, 60"H x 24"W x 48"H		60"H	24"W	48"H
FSS603048	Flag Screen, Single Sided, 60"H x 30"W x 48"H		60"H	30"W	48"H

Single Sided, 66" Overall Height		Grade 1 List	Overall Height	Screen Width	Screen Height
FSS662424	Flag Screen, Single Sided, 66"H x 24"W x 24"H		66"H	24"W	24"H
FSS663024	Flag Screen, Single Sided, 66"H x 30"W x 24"H		66"H	30"W	24"H
FSS662430	Flag Screen, Single Sided, 66"H x 24"W x 30"H		66"H	24"W	30"H
FSS663030	Flag Screen, Single Sided, 66"H x 30"W x 30"H		66"H	30"W	30"H
FSS662448	Flag Screen, Single Sided, 66"H x 24"W x 48"H		66"H	24"W	48"H
FSS663048	Flag Screen, Single Sided, 66"H x 30"W x 48"H		66"H	30"W	48"H

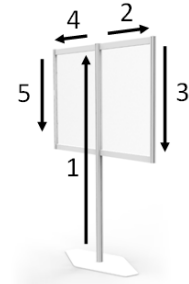
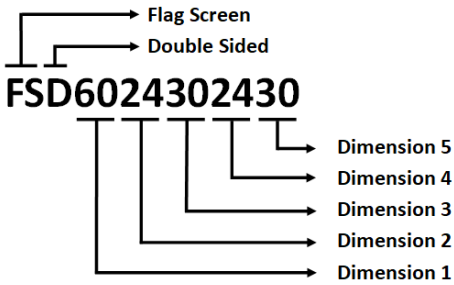
Single Sided, 72" Overall Height		Grade 1 List	Overall Height	Screen Width	Screen Height
FSS722424	Flag Screen, Single Sided, 72"H x 24"W x 24"H		72"H	24"W	24"H
FSS723024	Flag Screen, Single Sided, 72"H x 30"W x 24"H		72"H	30"W	24"H
FSS722430	Flag Screen, Single Sided, 72"H x 24"W x 30"H		72"H	24"W	30"H
FSS723030	Flag Screen, Single Sided, 72"H x 30"W x 30"H		72"H	30"W	30"H
FSS722448	Flag Screen, Single Sided, 72"H x 24"W x 48"H		72"H	24"W	48"H
FSS723048	Flag Screen, Single Sided, 72"H x 30"W x 48"H		72"H	30"W	48"H

Flag Screens

Grade 1 List Pricing



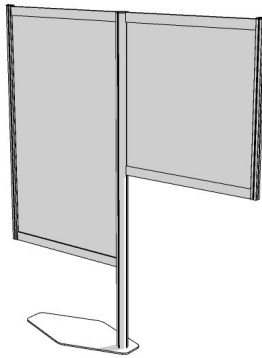
Double Sided Code Structure



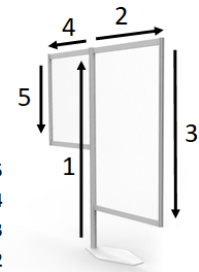
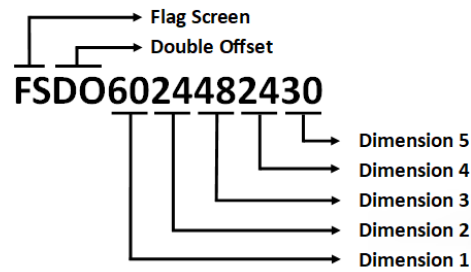
Double Sided, 60" Overall Height		Grade 1 List	Overall Height	Screen Widths	Screen Heights
FSD6024242424	Flag Screen, Double Sided, 60"H x 24"W/24"H x 24"W/24"H		60"H	24"W	24"H
FSD6030243024	Flag Screen, Double Sided, 60"H x 30"W/24"H x 30"W/24"H		60"H	30"W	24"H
FSD6024302430	Flag Screen, Double Sided, 60"H x 24"W/30"H x 24"W/30"H		60"H	24"W	30"H
FSD6030303030	Flag Screen, Double Sided, 60"H x 30"W/30"H x 30"W/30"H		60"H	30"W	30"H
FSD6024482448	Flag Screen, Double Sided, 60"H x 24"W/48"H x 24"W/48"H		60"H	24"W	48"H
FSD6030483048	Flag Screen, Double Sided, 60"H x 30"W/48"H x 30"W/48"H		60"H	30"W	48"H

Double Sided, 66" Overall Height		Grade 1 List	Overall Height	Screen Widths	Screen Heights
FSD6624242424	Flag Screen, Double Sided, 66"H x 24"W/24"H x 24"W/24"H		66"H	24"W	24"H
FSD6630243024	Flag Screen, Double Sided, 66"H x 30"W/24"H x 30"W/24"H		66"H	30"W	24"H
FSD6624302430	Flag Screen, Double Sided, 66"H x 24"W/30"H x 24"W/30"H		66"H	24"W	30"H
FSD6630303030	Flag Screen, Double Sided, 66"H x 30"W/30"H x 30"W/30"H		66"H	30"W	30"H
FSD6624482448	Flag Screen, Double Sided, 66"H x 24"W/48"H x 24"W/48"H		66"H	24"W	48"H
FSD6630483048	Flag Screen, Double Sided, 66"H x 30"W/48"H x 30"W/48"H		66"H	30"W	48"H

Double Sided, 72" Overall Height		Grade 1 List	Overall Height	Screen Widths	Screen Heights
FSD7224242424	Flag Screen, Double Sided, 72"H x 24"W/24"H x 24"W/24"H		72"H	24"W	24"H
FSD7230243024	Flag Screen, Double Sided, 72"H x 30"W/24"H x 30"W/24"H		72"H	30"W	24"H
FSD7224302430	Flag Screen, Double Sided, 72"H x 24"W/30"H x 24"W/30"H		72"H	24"W	30"H
FSD7230303030	Flag Screen, Double Sided, 72"H x 30"W/30"H x 30"W/30"H		72"H	30"W	30"H
FSD7224482448	Flag Screen, Double Sided, 72"H x 24"W/48"H x 24"W/48"H		72"H	24"W	48"H
FSD7230483048	Flag Screen, Double Sided, 72"H x 30"W/48"H x 30"W/48"H		72"H	30"W	48"H



Double Offset Code Structure



Double Offset, 60" Overall Height		Grade 1 List	Overall Height	Screen 1 Dimension	Screen 2 Dimensions
FSDO6024482430	Flag Screen, Double Offset, 60"H x 24"W/48"H x 24"W/30"H		60"H	24"W/48"H	24"W/30"H
FSDO6024483030	Flag Screen, Double Offset, 60"H x 24"W/48"H x 30"W/30"H		60"H	24"W/48"H	30"W/30"H
FSDO6030482430	Flag Screen, Double Offset, 60"H x 30"W/48"H x 24"W/30"H		60"H	30"W/48"H	24"W/30"H
FSDO6030483030	Flag Screen, Double Offset, 60"H x 30"W/48"H x 30"W/30"H		60"H	30"W/48"H	30"W/30"H

Double Offset, 66" Overall Height		Grade 1 List	Overall Height	Screen 1 Dimension	Screen 2 Dimensions
FSDO6624482436	Flag Screen, Double Offset, 66"H x 24"W/48"H x 24"W/36"H		66"H	24"W/48"H	24"W/36"H
FSDO6624483036	Flag Screen, Double Offset, 66"H x 24"W/48"H x 30"W/36"H		66"H	24"W/48"H	30"W/36"H
FSDO6630482436	Flag Screen, Double Offset, 66"H x 30"W/48"H x 24"W/36"H		66"H	30"W/48"H	24"W/36"H
FSDO6630483036	Flag Screen, Double Offset, 66"H x 30"W/48"H x 30"W/36"H		66"H	30"W/48"H	30"W/36"H

Double Offset, 72" Overall Height		Grade 1 List	Overall Height	Screen 1 Dimension	Screen 2 Dimensions
FSDO7224482442	Flag Screen, Double Offset, 72"H x 24"W/48"H x 24"W/42"H		72"H	24"W/48"H	24"W/42"H
FSDO7224483042	Flag Screen, Double Offset, 72"H x 24"W/48"H x 30"W/42"H		72"H	24"W/48"H	30"W/42"H
FSDO7230482442	Flag Screen, Double Offset, 72"H x 30"W/48"H x 24"W/42"H		72"H	30"W/48"H	24"W/42"H
FSDO7230483042	Flag Screen, Double Offset, 72"H x 30"W/48"H x 30"W/42"H		72"H	30"W/48"H	30"W/42"H

Flag Screens

Grade 1 List Pricing




Connector Screen, 24" High		Grade 1 List	Screen Height	Screen Width
FSCS2424	Flag Screen, Connector Screen, 24"H x 24"W		24"H	24"W
FSCS2430	Flag Screen, Connector Screen, 24"H x 30"W		24"H	30"W
FSCS2436	Flag Screen, Connector Screen, 24"H x 36"W		24"H	36"W
FSCS2442	Flag Screen, Connector Screen, 24"H x 42"W		24"H	42"W
FSCS2448	Flag Screen, Connector Screen, 24"H x 48"W		24"H	48"W
FSCS2454	Flag Screen, Connector Screen, 24"H x 54"W		24"H	54"W
FSCS2460	Flag Screen, Connector Screen, 24"H x 60"W		24"H	60"W
FSCS2466	Flag Screen, Connector Screen, 24"H x 66"W		24"H	66"W
FSCS2472	Flag Screen, Connector Screen, 24"H x 72"W		24"H	72"W
Connector Screen, 30" High		Grade 1 List	Screen Height	Screen Width
FSCS3024	Flag Screen, Connector Screen, 30"H x 24"W		30"H	24"W
FSCS3030	Flag Screen, Connector Screen, 30"H x 30"W		30"H	30"W
FSCS3036	Flag Screen, Connector Screen, 30"H x 36"W		30"H	36"W
FSCS3042	Flag Screen, Connector Screen, 30"H x 42"W		30"H	42"W
FSCS3048	Flag Screen, Connector Screen, 30"H x 48"W		30"H	48"W
FSCS3054	Flag Screen, Connector Screen, 30"H x 54"W		30"H	54"W
FSCS3060	Flag Screen, Connector Screen, 30"H x 60"W		30"H	60"W
FSCS3066	Flag Screen, Connector Screen, 30"H x 66"W		30"H	66"W
FSCS3072	Flag Screen, Connector Screen, 30"H x 72"W		30"H	72"W
Connector Screen, 48" High		Grade 1 List	Screen Height	Screen Width
FSCS4824	Flag Screen, Connector Screen, 48"H x 24"W		48"H	24"W
FSCS4830	Flag Screen, Connector Screen, 48"H x 30"W		48"H	30"W
FSCS4836	Flag Screen, Connector Screen, 48"H x 36"W		48"H	36"W
FSCS4842	Flag Screen, Connector Screen, 48"H x 42"W		48"H	42"W
FSCS4848	Flag Screen, Connector Screen, 48"H x 48"W		48"H	48"W
FSCS4854	Flag Screen, Connector Screen, 48"H x 54"W		48"H	54"W
FSCS4860	Flag Screen, Connector Screen, 48"H x 60"W		48"H	60"W
FSCS4866	Flag Screen, Connector Screen, 48"H x 66"W		48"H	66"W
FSCS4872	Flag Screen, Connector Screen, 48"H x 72"W		48"H	72"W

Pop-Up Spaces and Screens

fluidconcepts Pop-Up Space and Screen system offers a rapid set-up and take-down of walls and rooms.

The screen system can be hard or flex connected to make partitions and rooms or used independently with feet for easy mobility.



Pop-Up Spaces and Screens



Seating Partitions



Freestanding and Connected Screens



Workstation Adapted Partitions



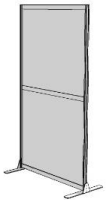
Rooms and Enclosures



Segmented
Screen




Monolithic
Screen



Freestanding
Screen



Mobile
Screen

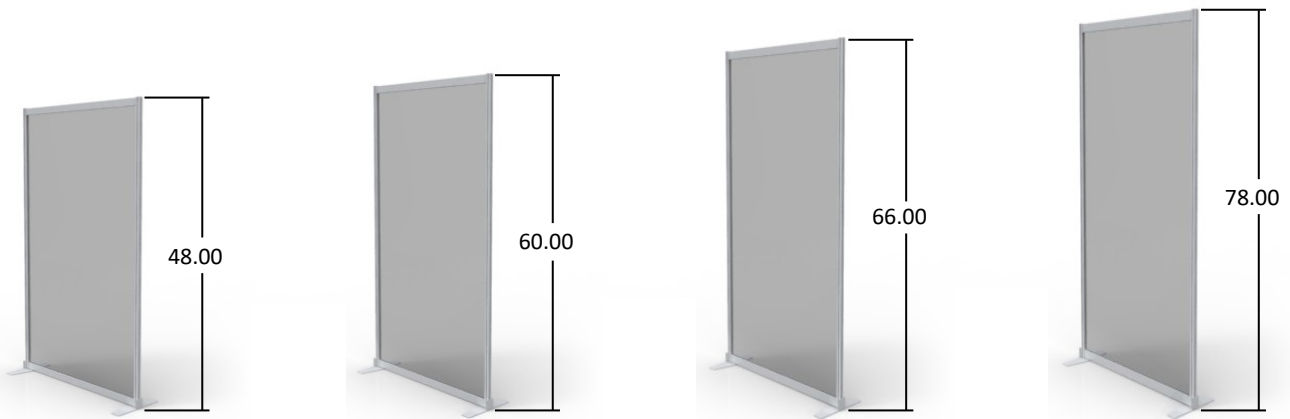


Workstation Division



Rooms and Enclosures

The fluidconcepts **Pop-up Spaces** system offers rapid set-up and take-down walls or partitions for use in urgent, permanent or temporary applications.



Shown with two optional PUSF18 T-end support Feet

Options

Sizes

Heights (Monolithic) - 48", 60", 66", 78"

Heights (Segmented) - 60", 66", 78"

Widths (Mono 48" High) - 12", 24", 30", 36", 48", 60", 72", 84", 96"

Widths (Mono 60", 66" 78" High) - 12", 24", 30", 36", 48"

Widths (Segmented) - 12", 24", 30", 36", 48"

Finishes

Frame

ANO - Anodized

Monolithic Divider

AC1 - Clear Acrylic

AF1 - Frosted Acrylic

AW1 - White Opaque (Whiteboard)

Segmented Lower Divider

AW1 - White Opaque

Segmented Upper Divider

AC1 - Clear Acrylic

AF1 - Frosted Acrylic

SS03 - Silver Grey Softscape

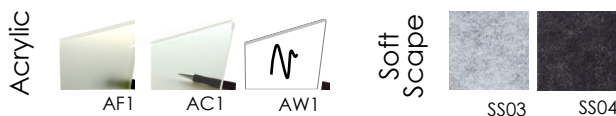
SS04 - Charcoal Softscape

Shown with two XPFTA_C Mobile Screen Feet



Features

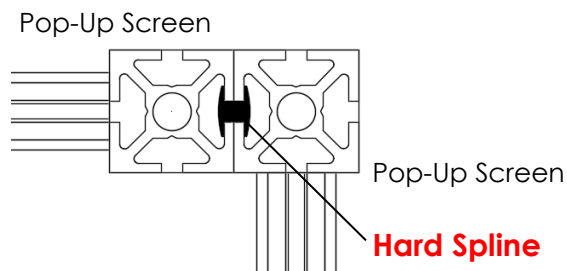
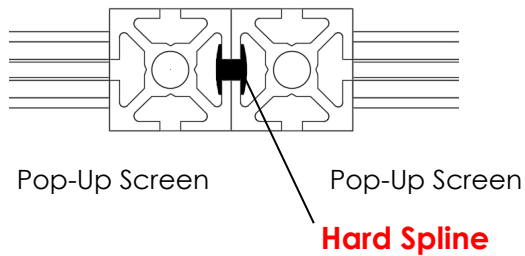

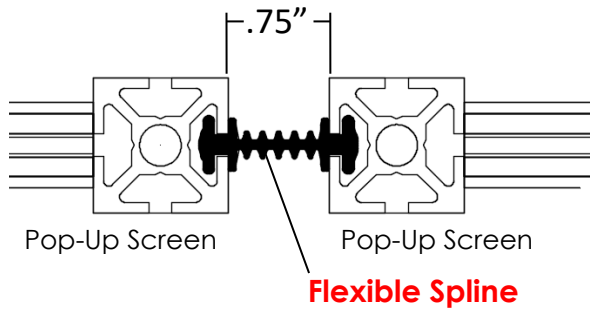
- Simple Modular Assembly
- Metal to Metal Connections
- Easily Reconfigurable
- Hard or Flexible Connecting Spline Options
- Anodized Aluminum Frame
- 95% Recyclable
- Powdercoated Silver Metal Base Options
- Screens Ship Assembled
- Easily Cleaned and Disinfected



Pop-up Spaces

Screen Connect Splines

Connecting Splines are required to link any two screens together. The hard spline will join two screens so that they are tight together forming a rigid connection. The Flexible spline will add .75" inches between the two screen sections. This extra distance between screens allows them to be set up at various angles.





Shown with hard spline Connection




Pop-up Spaces

PUSPCH - Hard Connect Spline. Used to connect two pre-assembled Pop-up Screens together.




Each screen is individually framed and shipped assembled, so it's ready to install. Using the PUSPCH Hard Connect Spline, the **1" x 1" vertical posts** of the screen frames are connected together to create your desired space.



The PUSB Single Standard Beam is used to create a walk through into your space. It is also used above the optional **Pivot Door**.


Continue building and expanding as needed. Add or remove screens quickly to get up and running fast! Framed screens can be easily stored away and re-assembled to meet a changing dynamic.



Pop-up Spaces

Single Freestanding Screens

Single screen, freestanding. The Pop-up Screens can be used as spatial dividers with the use of two flat PUSF12 or PUSF18 T-End Support Feet. Sizes of screens available to be specified as a single freestanding screen, along with two T-End Support Feet are shown in the table below.



Single Freestanding Screen Size	N/A	Two PUSF12 Feet		Two PUSF18 Feet
48"H x 12"W	X			
48"H x 24"W		X	or	X
48"H x 30"W		X	or	X
48"H x 36"W		X	or	X
48"H x 48"W				X
48"H x 60"W				X
48"H x 72"W				X
48"H x 84"W				X
48"H x 96"W				X
60"H x 12"W	X			
60"H x 24"W		X	or	X
60"H x 30"W				X
60"H x 36"W				X
60"H x 48"W				X
66"H x 12"W	X			
66"H x 24"W				X
66"H x 30"W				X
66"H x 36"W				X
66"H x 48"W				X
78"H x 12"W	X			
78"H x 24"W				X
78"H x 30"W				X
78"H x 36"W				X
78"H x 48"W				X


PUSF12 & PUSF18 - T End Support Foot. Powder coated steel slides easily across carpet. The Support Foot offers slight leveling. Order two feet per screen.



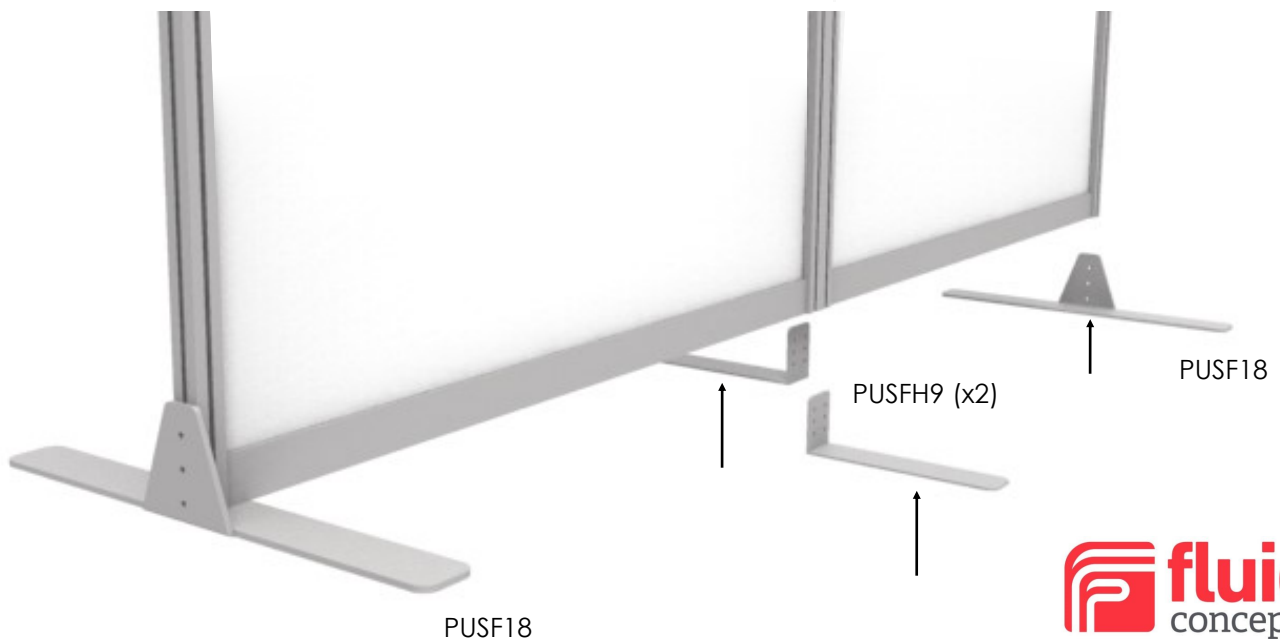
Pop-up Spaces

Freestanding, Continued

Multi-screen, freestanding. The Pop-up Screens can be used as runs of spatial dividers with the use of two flat PUSF18 T-End Support Feet at the ends, and the PUSFH9 Mid support Foot. The PUSPCH, Hard Connect Spline will connect screens in linear runs or at 90 degrees. Please note you do not need a foot at a 90 degree connection.



PUSFH9 - Mid Support Foot. Used to both connect two screens, as well as help to stabilize. The half foot is installed on either side of the screens.



Pop-up Spaces

Single Mobile Screens

Single screen, mobile. The Pop-up Screens can be used as mobile spatial dividers with the use of two mobile XPFTA-C Screen Feet. Sizes available to be specified as a single freestanding screen, along with two Screen Feet are shown in the table below



XPFTA-C - Mobile Screen Foot. Includes one locking and one non-locking caster.

Single Freestanding Screen Size	N/A	Two XPFTA-C Feet
48"H x 12"W	X	
48"H x 24"W		X
48"H x 30"W		X
48"H x 36"W		X
48"H x 48"W		X
48"H x 60"W		X
48"H x 72"W		X
48"H x 84"W		X
48"H x 96"W		X

60"H x 12"W	X	
60"H x 24"W		X
60"H x 30"W		X
60"H x 36"W		X
60"H x 48"W		X

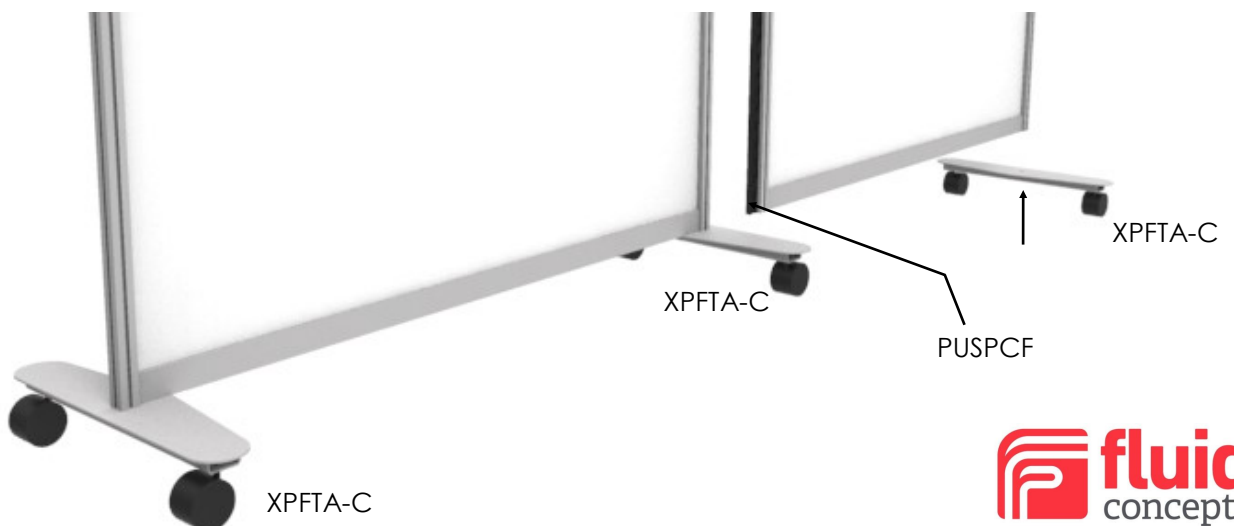
66"H x 12"W	X	
66"H x 24"W		X
66"H x 30"W		X
66"H x 36"W		X
66"H x 48"W		X

78"H x 12"W	X	
78"H x 24"W		X
78"H x 30"W		X
78"H x 36"W		X
78"H x 48"W		X

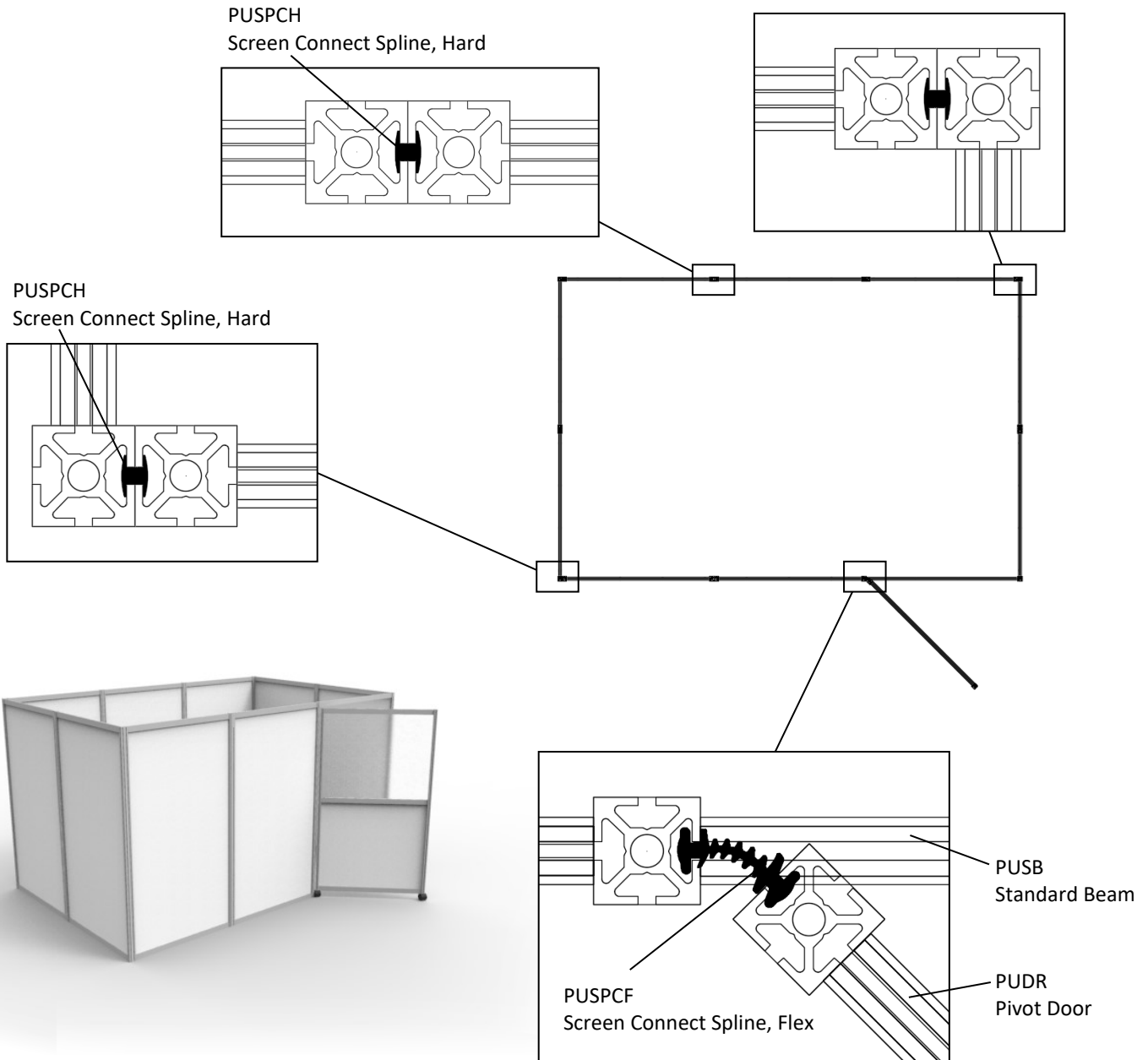
Pop-up Spaces

Mobile, Continued

Multi-screen, mobile. Building off of a single mobile screen, Pop-up Screens can be used as mobile runs. The first screen is a single, mobile screen. Each additional screen will require one XPFTA-C Screen Foot, along with a PUSPCF Flexible Screen Connection Spline. Each additional screen "hangs" off of the previous, creating a continuous run.

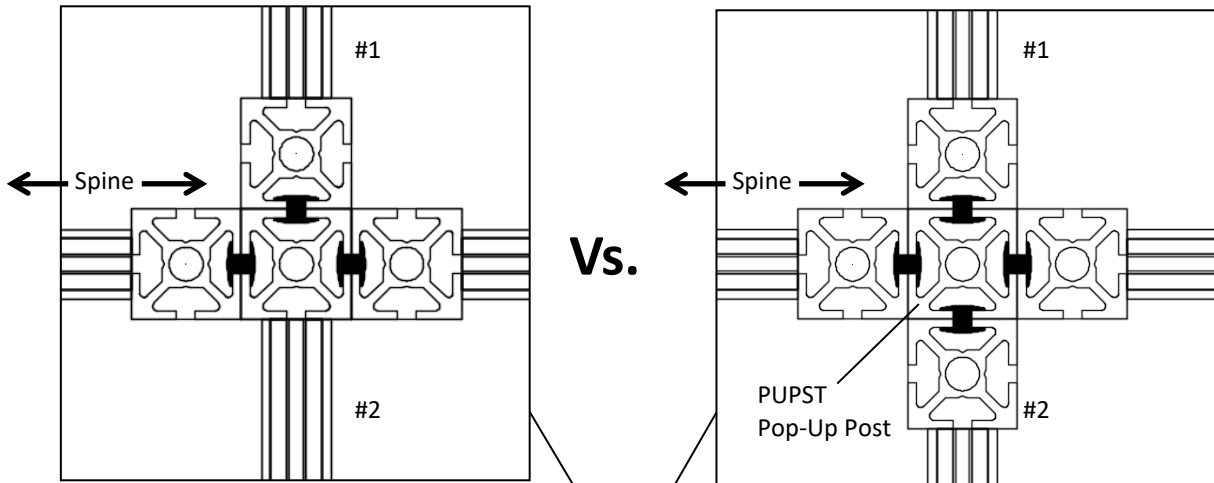


Spaces



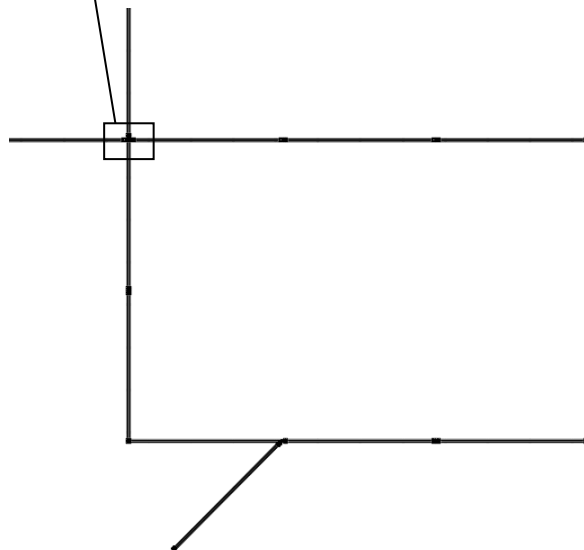
Part	Description	QTY
PUMW7836	Pop-Up Screen, Monolithic, White, 78"H x 36"W	9
PUSB36	Pop-Up Standard Beam, 36"W	1
PUSPCH60	Panel Connect Spline, Hard, 60"H	8
PUDR7236WC	Pivot Door, 72"H x 36"W, Segmented White/Clear	1

Spaces, Continued



Four screens are connected together to create a four-way junction. Doing this is acceptable, however the resulting spaces will be different sizes. You will notice that the end post for screen #2 is in line with the screens along the spine. Whereas screen #1 stops before it reaches the spine. This configuration will allow screen #1 to create a slightly larger space. If furniture is to fit within, this may be a concern.

Adding a single PUPST post to the center junction will ensure that all spaces are of equal size. Screen #1 and #2 are both connecting to the face of the post within the spine.


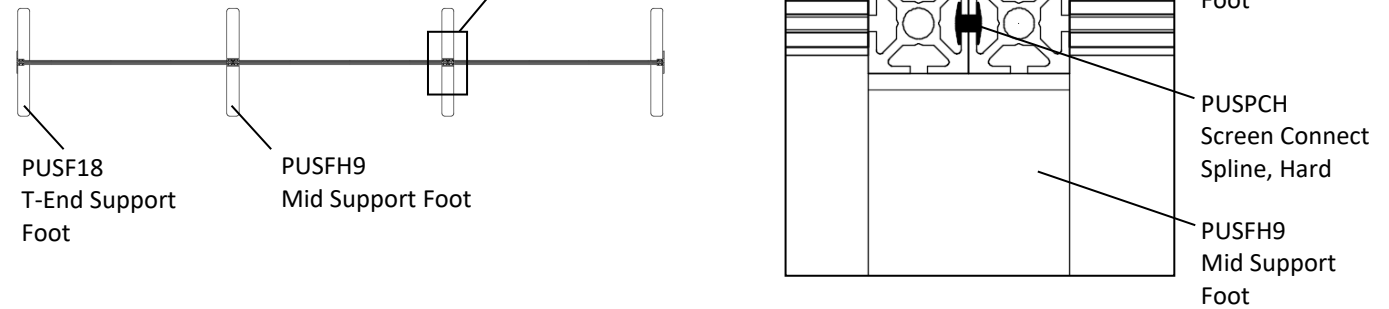


Pop-up Spaces

Planning

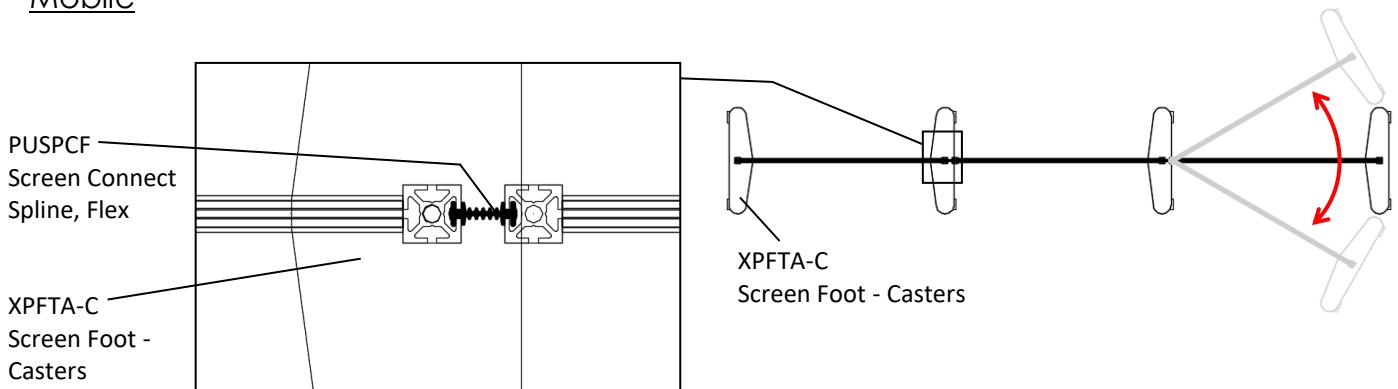
Linear Runs

Freestanding



Part	Description	QTY
PUMW6036	Pop-Up Screen, Monolithic, White, 60"H x 36"W	3
PUSF18	T-End Support Foot, 18"W	2
PUSFH9	Mid Support Foot, 9"W	4
PUSPCH60	Panel Connect Spline, Hard, 60"H	2

Mobile




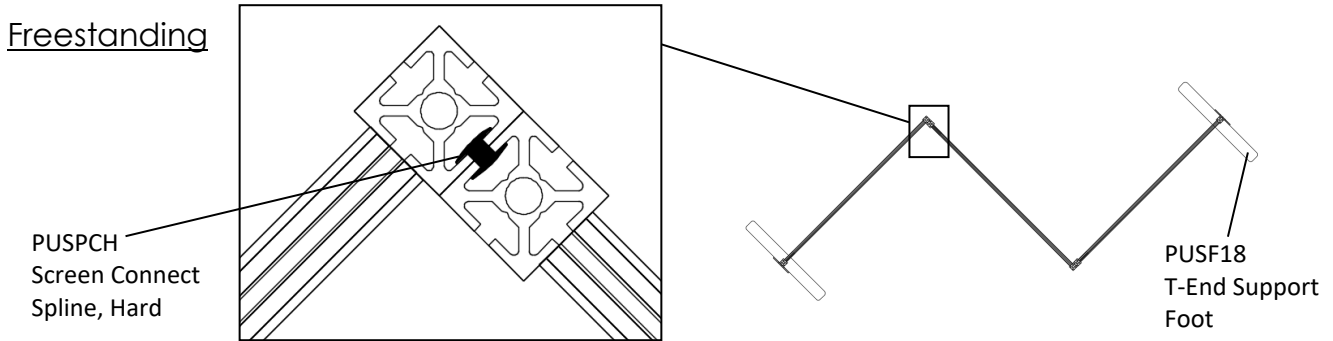
Part	Description	QTY
PUMW6036	Pop-Up Screen, Monolithic, White, 60"H x 36"W	3
XPFTA-C	Screen Foot - Casters, 3.5"H x 18"W (inc casters)	4
PUSPCF60	Panel Connect Spline, Flexible, 60"H	2

Pop-up Spaces

Planning


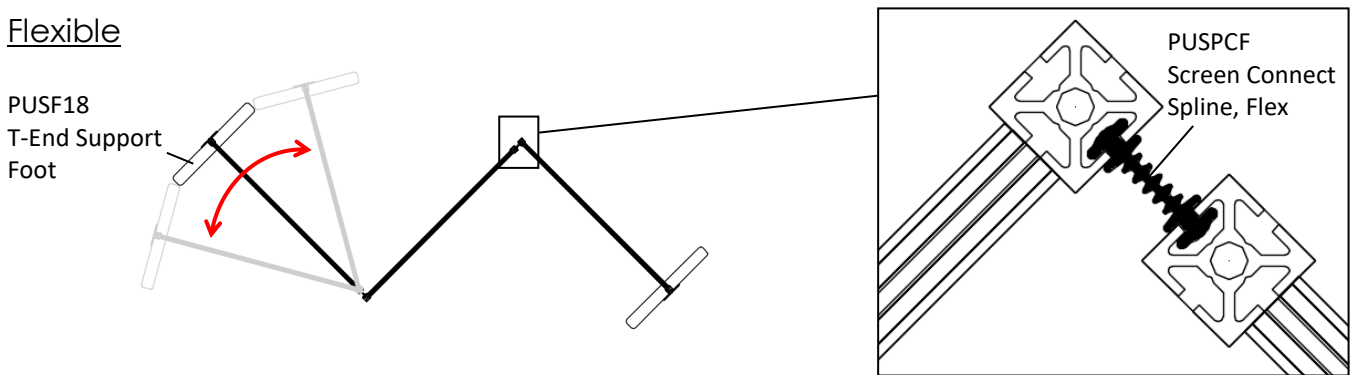
Zig-Zag Runs

Freestanding



Part	Description	QTY
PUMW6036	Pop-Up Screen, Monolithic, White, 60"H x 36"W	3
PUSF18	T-End Support Foot, 18"W	2
PUSPCH60	Panel Connect Spline, Hard, 60"H	2

Flexible



Part	Description	QTY
PUMW6036	Pop-Up Screen, Monolithic, White, 60"H x 36"W	3
PUSF18	T-End Support Foot, 18"W	2
PUSPCF60	Panel Connect Spline, Flexible, 60"H	2

Pop-up Spaces

Grade 1 List Pricing

Monolithic, 48" High - All White		Grade 1 List	Height	Width
PUMW4812	Pop-Up Screen, Monolithic, White, 48"H x 12"W		48	12
PUMW4824	Pop-Up Screen, Monolithic, White, 48"H x 24"W		48	24
PUMW4830	Pop-Up Screen, Monolithic, White, 48"H x 30"W		48	30
PUMW4836	Pop-Up Screen, Monolithic, White, 48"H x 36"W		48	36
PUMW4848	Pop-Up Screen, Monolithic, White, 48"H x 48"W		48	48
PUMW4860	Pop-Up Screen, Monolithic, White, 48"H x 60"W		48	60
PUMW4872	Pop-Up Screen, Monolithic, White, 48"H x 72"W		48	72
PUMW4884	Pop-Up Screen, Monolithic, White, 48"H x 84"W		48	84
PUMW4896	Pop-Up Screen, Monolithic, White, 48"H x 96"W		48	96

Monolithic, 60" High - All White		Grade 1 List	Height	Width
PUMW6012	Pop-Up Screen, Monolithic, White, 60"H x 12"W		60	12
PUMW6024	Pop-Up Screen, Monolithic, White, 60"H x 24"W		60	24
PUMW6030	Pop-Up Screen, Monolithic, White, 60"H x 30"W		60	30
PUMW6036	Pop-Up Screen, Monolithic, White, 60"H x 36"W		60	36
PUMW6048	Pop-Up Screen, Monolithic, White, 60"H x 48"W		60	48

Monolithic, 66" High - All White		Grade 1 List	Height	Width
PUMW6612	Pop-Up Screen, Monolithic, White, 66"H x 12"W		66	12
PUMW6624	Pop-Up Screen, Monolithic, White, 66"H x 24"W		66	24
PUMW6630	Pop-Up Screen, Monolithic, White, 66"H x 30"W		66	30
PUMW6636	Pop-Up Screen, Monolithic, White, 66"H x 36"W		66	36
PUMW6648	Pop-Up Screen, Monolithic, White, 66"H x 48"W		66	48

Monolithic, 78" High - All White		Grade 1 List	Height	Width
PUMW7812	Pop-Up Screen, Monolithic, White, 78"H x 12"W		78	12
PUMW7824	Pop-Up Screen, Monolithic, White, 78"H x 24"W		78	24
PUMW7830	Pop-Up Screen, Monolithic, White, 78"H x 30"W		78	30
PUMW7836	Pop-Up Screen, Monolithic, White, 78"H x 36"W		78	36
PUMW7848	Pop-Up Screen, Monolithic, White, 78"H x 48"W		78	48



Pop-up Spaces

Grade 1 List Pricing

Monolithic, 48" High - All Clear or Frosted Acrylic		Grade 1 List	Height	Width
PUM_4812	Pop-Up Screen, Monolithic, Clear or Frosted, 48"H x 12"W		48	12
PUM_4824	Pop-Up Screen, Monolithic, Clear or Frosted, 48"H x 24"W		48	24
PUM_4830	Pop-Up Screen, Monolithic, Clear or Frosted, 48"H x 30"W		48	30
PUM_4836	Pop-Up Screen, Monolithic, Clear or Frosted, 48"H x 36"W		48	36
PUM_4848	Pop-Up Screen, Monolithic, Clear or Frosted, 48"H x 48"W		48	48
PUM_4860	Pop-Up Screen, Monolithic, Clear or Frosted, 48"H x 60"W		48	60
PUM_4872	Pop-Up Screen, Monolithic, Clear or Frosted, 48"H x 72"W		48	72
PUM_4884	Pop-Up Screen, Monolithic, Clear or Frosted, 48"H x 84"W		48	84
PUM_4896	Pop-Up Screen, Monolithic, Clear or Frosted, 48"H x 96"W		48	96

Monolithic, 60" High - All Clear or Frosted Acrylic		Grade 1 List	Height	Width
PUM_6012	Pop-Up Screen, Monolithic, Clear or Frosted, 60"H x 12"W		60	12
PUM_6024	Pop-Up Screen, Monolithic, Clear or Frosted, 60"H x 24"W		60	24
PUM_6030	Pop-Up Screen, Monolithic, Clear or Frosted, 60"H x 30"W		60	30
PUM_6036	Pop-Up Screen, Monolithic, Clear or Frosted, 60"H x 36"W		60	36
PUM_6048	Pop-Up Screen, Monolithic, Clear or Frosted, 60"H x 48"W		60	48

Monolithic, 66" High - All Clear or Frosted Acrylic		Grade 1 List	Height	Width
PUM_6612	Pop-Up Screen, Monolithic, Clear or Frosted, 66"H x 12"W		66	12
PUM_6624	Pop-Up Screen, Monolithic, Clear or Frosted, 66"H x 24"W		66	24
PUM_6630	Pop-Up Screen, Monolithic, Clear or Frosted, 66"H x 30"W		66	30
PUM_6636	Pop-Up Screen, Monolithic, Clear or Frosted, 66"H x 36"W		66	36
PUM_6648	Pop-Up Screen, Monolithic, Clear or Frosted, 66"H x 48"W		66	48

Monolithic, 78" High - All Clear or Frosted Acrylic		Grade 1 List	Height	Width
PUM_7812	Pop-Up Screen, Monolithic, Clear or Frosted, 78"H x 12"W		78	12
PUM_7824	Pop-Up Screen, Monolithic, Clear or Frosted, 78"H x 24"W		78	24
PUM_7830	Pop-Up Screen, Monolithic, Clear or Frosted, 78"H x 30"W		78	30
PUM_7836	Pop-Up Screen, Monolithic, Clear or Frosted, 78"H x 36"W		78	36
PUM_7848	Pop-Up Screen, Monolithic, Clear or Frosted, 78"H x 48"W		78	48



How to Specify

For Clear Acrylic

Enter **C** in blank provided
 Clear Acrylic Example:
PUMC4824

For Frosted Acrylic

Enter **F** in blank provided
 Clear Acrylic Example:
PUMF4824

Pop-up Spaces

Grade 1 List Pricing

Segmented, 60" High - White Lower / Clear or Frosted Upper		Gr 1 List	Height	Width
PUS_6012	Pop-Up Screen, Segmented, White Lower/Clear or Frosted Upper, 60"H x 12'		60	12
PUS_6024	Pop-Up Screen, Segmented, White Lower/Clear or Frosted Upper, 60"H x 24'		60	24
PUS_6030	Pop-Up Screen, Segmented, White Lower/Clear or Frosted Upper, 60"H x 30'		60	30
PUS_6036	Pop-Up Screen, Segmented, White Lower/Clear or Frosted Upper, 60"H x 36'		60	36
PUS_6048	Pop-Up Screen, Segmented, White Lower/Clear or Frosted Upper, 60"H x 48'		60	48

Segmented, 66" High - White Lower / Clear or Frosted Upper		Gr 1 List	Height	Width
PUS_6612	Pop-Up Screen, Segmented, White Lower/Clear or Frosted Upper, 66"H x 12'		66	12
PUS_6624	Pop-Up Screen, Segmented, White Lower/Clear or Frosted Upper, 66"H x 24'		66	24
PUS_6630	Pop-Up Screen, Segmented, White Lower/Clear or Frosted Upper, 66"H x 30'		66	30
PUS_6636	Pop-Up Screen, Segmented, White Lower/Clear or Frosted Upper, 66"H x 36'		66	36
PUS_6648	Pop-Up Screen, Segmented, White Lower/Clear or Frosted Upper, 66"H x 48'		66	48

Segmented, 78" High - White Lower / Clear or Frosted Upper		Gr 1 List	Height	Width
PUS_7812	Pop-Up Screen, Segmented, White Lower/Clear or Frosted Upper, 78"H x 12'		78	12
PUS_7824	Pop-Up Screen, Segmented, White Lower/Clear or Frosted Upper, 78"H x 24'		78	24
PUS_7830	Pop-Up Screen, Segmented, White Lower/Clear or Frosted Upper, 78"H x 30'		78	30
PUS_7836	Pop-Up Screen, Segmented, White Lower/Clear or Frosted Upper, 78"H x 36'		78	36
PUS_7848	Pop-Up Screen, Segmented, White Lower/Clear or Frosted Upper, 78"H x 48'		78	48



How to Specify

For Clear Acrylic

Enter **C** in blank provided

Clear Acrylic Example:

PUSC6024

For Frosted Acrylic

Enter **F** in blank provided

Clear Acrylic Example:

PUSF6024

Pop-up Spaces

Grade 1 List Pricing

Segmented, 60" High - White Lower / Softscape Upper		Gr 1 List	Height	Width
PUSAS6012	Pop-Up Screen, Segmented, White Lower/Acoustic Softscape Upper, 60"H x 12"		60	12
PUSAS6024	Pop-Up Screen, Segmented, White Lower/Acoustic Softscape Upper, 60"H x 24"		60	24
PUSAS6030	Pop-Up Screen, Segmented, White Lower/Acoustic Softscape Upper, 60"H x 30"		60	30
PUSAS6036	Pop-Up Screen, Segmented, White Lower/Acoustic Softscape Upper, 60"H x 36"		60	36
PUSAS6048	Pop-Up Screen, Segmented, White Lower/Acoustic Softscape Upper, 60"H x 48"		60	48

Segmented, 66" High - White Lower / Softscape Upper		Gr 1 List	Height	Width
PUSAS6612	Pop-Up Screen, Segmented, White Lower/Acoustic Softscape Upper, 66"H x 12"		66	12
PUSAS6624	Pop-Up Screen, Segmented, White Lower/Acoustic Softscape Upper, 66"H x 24"		66	24
PUSAS6630	Pop-Up Screen, Segmented, White Lower/Acoustic Softscape Upper, 66"H x 30"		66	30
PUSAS6636	Pop-Up Screen, Segmented, White Lower/Acoustic Softscape Upper, 66"H x 36"		66	36
PUSAS6648	Pop-Up Screen, Segmented, White Lower/Acoustic Softscape Upper, 66"H x 48"		66	48

Segmented, 78" High - White Lower / Softscape Upper		Gr 1 List	Height	Width
PUSAS7812	Pop-Up Screen, Segmented, White Lower/Acoustic Softscape Upper, 78"H x 12"		78	12
PUSAS7824	Pop-Up Screen, Segmented, White Lower/Acoustic Softscape Upper, 78"H x 24"		78	24
PUSAS7830	Pop-Up Screen, Segmented, White Lower/Acoustic Softscape Upper, 78"H x 30"		78	30
PUSAS7836	Pop-Up Screen, Segmented, White Lower/Acoustic Softscape Upper, 78"H x 36"		78	36
PUSAS7848	Pop-Up Screen, Segmented, White Lower/Acoustic Softscape Upper, 78"H x 48"		78	48

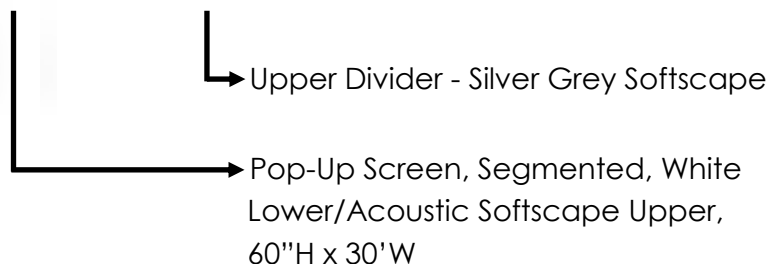


How to Specify

Specify Pop-up Product Code, Upper Divider Finish

Specification Example:

PUSAS6030/SS03

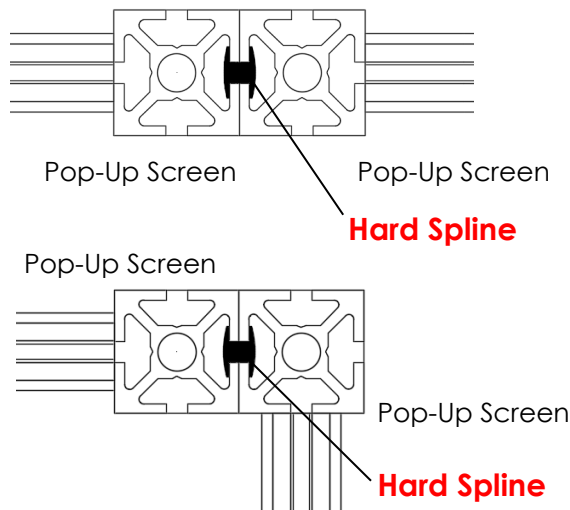
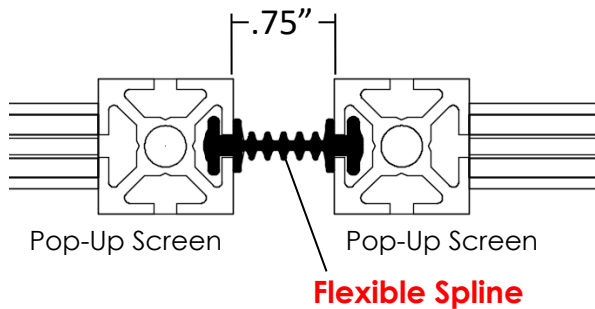


Pop-up Spaces

Grade 1 List Pricing

Connecting Splines		Gr 1 List
PUSPCH48	Screen Connect Spline, Hard, 48"H	
PUSPCH60	Screen Connect Spline, Hard, 60"H	
PUSPCH66	Screen Connect Spline, Hard, 66"H	
PUSPCH78	Screen Connect Spline, Hard, 78"H	
PUSPCF48	Screen Connect Spline, Flexible, 48"H	
PUSPCF60	Screen Connect Spline, Flexible, 60"H	
PUSPCF66	Screen Connect Spline, Flexible, 66"H	
PUSPCF78	Screen Connect Spline, Flexible, 78"H	

Connecting Splines are required to link any two screens together. The hard spline will join two screens so that they are tight together forming a rigid connection. The Flexible spline will add .75" inches between the two screen sections. This extra distance between screens allows them to be set up at various angles.



Pop-up Spaces

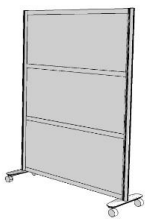
Grade 1 List Pricing

Pivot Door	(Hinge door to be used with 78" high panels)	Gr 1 List
PUDR7236WC	Pivot Door, 72"H x 36"W, Segmented White/Clear	
PUDR7236WF	Pivot Door, 72"H x 36"W, Segmented White/Frosted	
Accessories	(PUSFH9, PUSF12, PUSF18 & XPFTA-C are sold as singles)	Gr 1 List
PUCH1	Coat Hook, Post Mount	
PUSFH9	Mid Support Foot, 9"W	
PUSF12	T-End Support Foot, 12"W	
PUSF18	T-End Support Foot, 18"W	
XPFTA-C	Screen Foot - Casters, 3.5"H x 18"W (inc casters)	
Posts	(Only Specify these for replacement, end posts or corners)	Gr 1 List
PUPST48	Pop-Up Post, 48"H	
PUPST60	Pop-Up Post, 60"H	
PUPST66	Pop-Up Post, 66"H	
PUPST78	Pop-Up Post, 78"H	
Standard Beams	(For Entry-way walk through. See pg 3)	Gr 1 List
PUSB12	Pop-Up Standard Beam, 12"W	
PUSB24	Pop-Up Standard Beam, 24"W	
PUSB30	Pop-Up Standard Beam, 30"W	
PUSB36	Pop-Up Standard Beam, 36"W	
PUSB48	Pop-Up Standard Beam, 48"W	
PUSB60	Pop-Up Standard Beam, 60"W	
PUSB72	Pop-Up Standard Beam, 72"W	
PUSB84	Pop-Up Standard Beam, 84"W	
PUSB96	Pop-Up Standard Beam, 96"W	

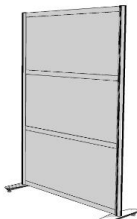
MIX Screens

MIX Screens are an incredible collection of screens which are highly customizable and configurable.

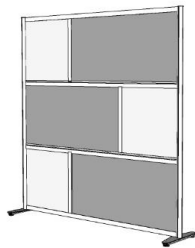
Screens can be freestanding, hard connected or variably connected together with a live hinge to create any angle.



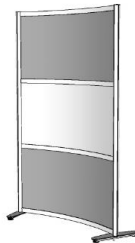
Ladder Style -
Mobile



Ladder
Style
Levellers



Offset Style



Curved
Style





Finish Options

Grade 1 Finishes (G1)

Frames

ANO - Anodized / Silver

Thermofused Laminate (TFL) Dividers

AC - Acacia

AW - Amati Walnut

BL - Black TFK

BW - Blackwood

CB - Cocoa Bean

CG - Concrete Grooves

CH - Charcoal Graphite

FG - Folkstone Grey

FO - Finnish Oak

GT - Ginger

HM - Hard Rock Maple

IP - Inspiration

KD - Kindle

MH - Honduras Mahogany

NW - Nova White

RU - Rustic Cherry

SO - Shadow Oak

ST - Stainless

SU - Summer Flame

SW - Silverwood

WC - Wild Cherry

Grade 1 (cont.)

Softscape Dividers

SS03 - Silver

SS04 - Charcoal

Acrylic Dividers

AF1 - Frosted

AC1 - Clear

AW1 - Whiteboard

Grade 2 Finishes (G2)

Color Acrylic Dividers

ALB1 - Light Blue

ABL1 - Blue

AOR1 - Orange

ARD1 - Red

Fabric Dividers

Any Standard Fabric

(see fluidconcepts.ca)

Important Notes

If combining finishes from different grades, default to highest grade pricing.

Please see:

www.fluidgroup.com/finishes

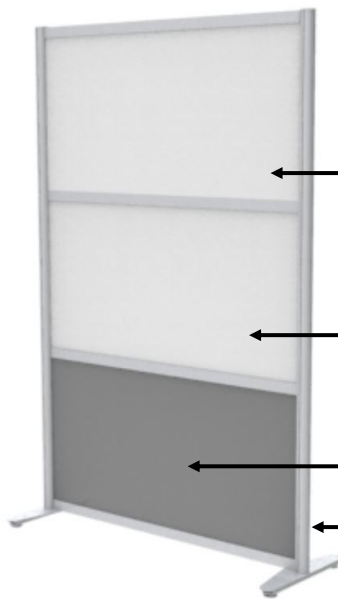
for specific finish images. For physical samples please contact us at:

1.866.933.5258

or

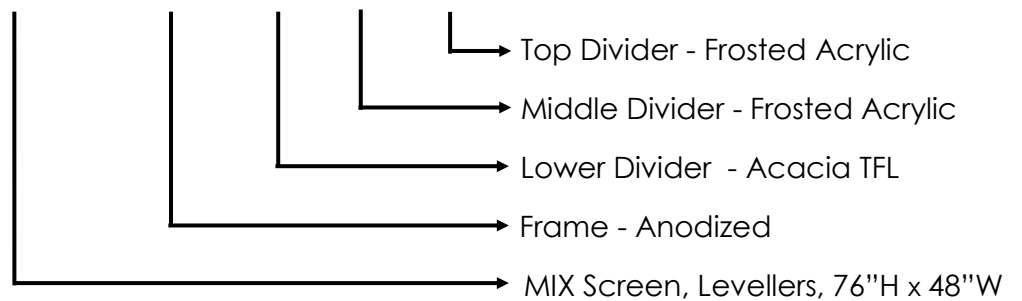
order@fluidgroup.com

How to Specify



To specify a MIX Screen, start with the root product code of your chosen base and size. The frame finish is then added as a suffix. The material finish is listed for each divider, starting from the bottom and working your way up.

MSSL7648/ANO/AC/AF1/AF1

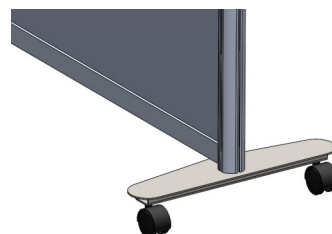


Features

- Caster Option Includes Two Casters with a Break, and Two Without.
- Leveller Option Allows for 3/4" of Levelling
- Anodized Aluminum Frame
- 95% Recyclable
- Powdercoated Silver Metal Base

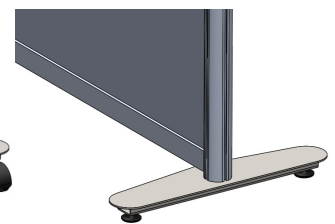
Casters

MSSC



Levellers

MSSL



MIX Screens

MSSL

MIX Screen, Base Plate with Levellers

What's Included:

MIX Screen, Two Base Plates with Levellers

Finish Options:

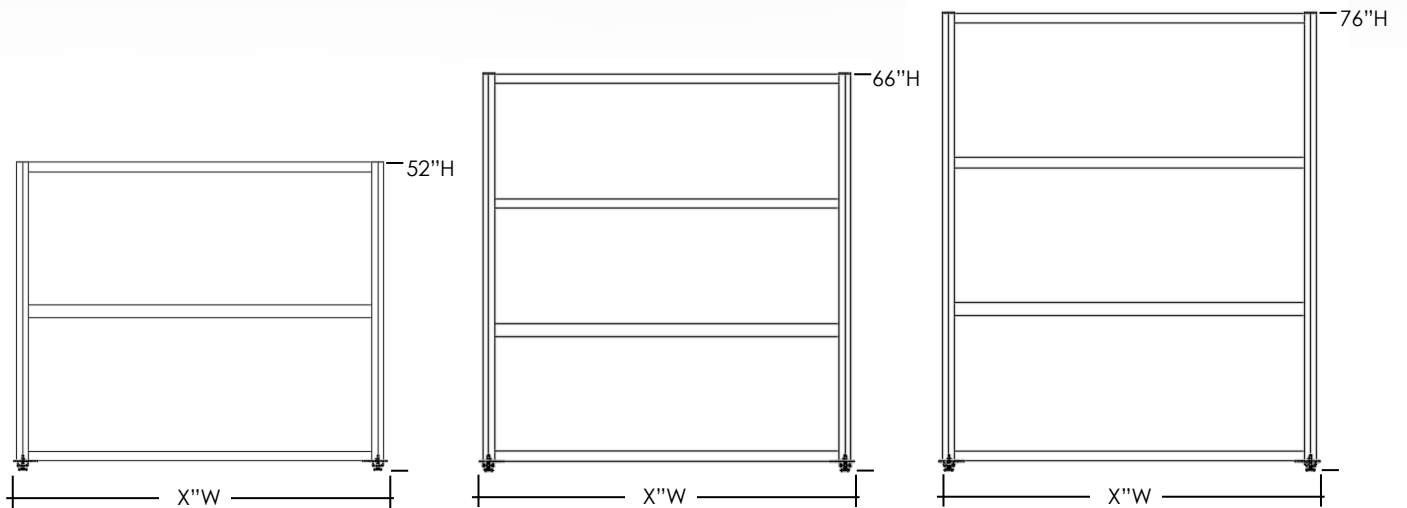
See Page 2 for Finish Options

Information Required to Order:

MIX Screen Product Code, Frame Finish, Divider Finishes

Example Spec:

MSSL7648/ANO/AC/AF1/AF1 (See page 3)



MSSL

MIX Screen, Base Plate with Levellers

Product Code	Product Description	List	List
		G1	G2
MSSL5224	MIX Screen, Base Plate with Levellers, 52"H x 24"W		
MSSL5230	MIX Screen, Base Plate with Levellers, 52"H x 30"W		
MSSL5236	MIX Screen, Base Plate with Levellers, 52"H x 36"W		
MSSL5242	MIX Screen, Base Plate with Levellers, 52"H x 42"W		
MSSL5248	MIX Screen, Base Plate with Levellers, 52"H x 48"W		
MSSL5254	MIX Screen, Base Plate with Levellers, 52"H x 54"W		
MSSL5260	MIX Screen, Base Plate with Levellers, 52"H x 60"W		
MSSL5266	MIX Screen, Base Plate with Levellers, 52"H x 66"W		
MSSL5272	MIX Screen, Base Plate with Levellers, 52"H x 72"W		
MSSL6624	MIX Screen, Base Plate with Levellers, 66"H x 24"W		
MSSL6630	MIX Screen, Base Plate with Levellers, 66"H x 30"W		
MSSL6636	MIX Screen, Base Plate with Levellers, 66"H x 36"W		
MSSL6642	MIX Screen, Base Plate with Levellers, 66"H x 42"W		
MSSL6648	MIX Screen, Base Plate with Levellers, 66"H x 48"W		
MSSL6654	MIX Screen, Base Plate with Levellers, 66"H x 54"W		
MSSL6660	MIX Screen, Base Plate with Levellers, 66"H x 60"W		
MSSL6666	MIX Screen, Base Plate with Levellers, 66"H x 66"W		
MSSL6672	MIX Screen, Base Plate with Levellers, 66"H x 72"W		
MSSL7624	MIX Screen, Base Plate with Levellers, 76"H x 24"W		
MSSL7630	MIX Screen, Base Plate with Levellers, 76"H x 30"W		
MSSL7636	MIX Screen, Base Plate with Levellers, 76"H x 36"W		
MSSL7642	MIX Screen, Base Plate with Levellers, 76"H x 42"W		
MSSL7648	MIX Screen, Base Plate with Levellers, 76"H x 48"W		
MSSL7654	MIX Screen, Base Plate with Levellers, 76"H x 54"W		
MSSL7660	MIX Screen, Base Plate with Levellers, 76"H x 60"W		
MSSL7666	MIX Screen, Base Plate with Levellers, 76"H x 66"W		
MSSL7672	MIX Screen, Base Plate with Levellers, 76"H x 72"W		

The width dimension shown in the product codes and descriptions represents an **outside of base plate to outside of base plate** size.

MIX Screens

MSSC

MIX Screen, Base Plate with Casters

What's Included:

MIX Screen, Two Base Plates with Casters

Finish Options:

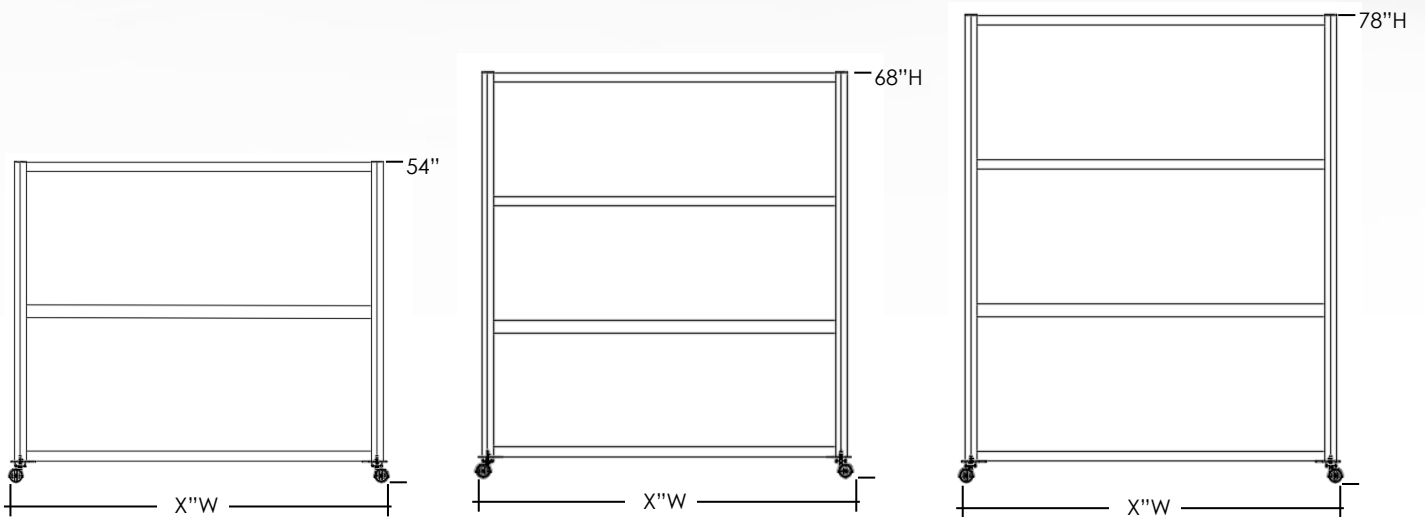
See Page 2 for Finish Options

Information Required to Order:

MIX Screen Product Code, Frame Finish, Divider Finishes

Example Spec:

MSSC7648/ANO/AC/AF1/AF1 (See page 3)



MSSC

MIX Screen, Base Plate with Casters

Product Code	Product Description	List	List
		G1	G2
MSSC5424	MIX Screen, Base Plate with Casters, 54"H x 24"W		
MSSC5430	MIX Screen, Base Plate with Casters, 54"H x 30"W		
MSSC5436	MIX Screen, Base Plate with Casters, 54"H x 36"W		
MSSC5442	MIX Screen, Base Plate with Casters, 54"H x 42"W		
MSSC5448	MIX Screen, Base Plate with Casters, 54"H x 48"W		
MSSC5454	MIX Screen, Base Plate with Casters, 54"H x 54"W		
MSSC5460	MIX Screen, Base Plate with Casters, 54"H x 60"W		
MSSC5466	MIX Screen, Base Plate with Casters, 54"H x 66"W		
MSSC5472	MIX Screen, Base Plate with Casters, 54"H x 72"W		
MSSC6824	MIX Screen, Base Plate with Casters, 68"H x 24"W		
MSSC6830	MIX Screen, Base Plate with Casters, 68"H x 30"W		
MSSC6836	MIX Screen, Base Plate with Casters, 68"H x 36"W		
MSSC6842	MIX Screen, Base Plate with Casters, 68"H x 42"W		
MSSC6848	MIX Screen, Base Plate with Casters, 68"H x 48"W		
MSSC6854	MIX Screen, Base Plate with Casters, 68"H x 54"W		
MSSC6860	MIX Screen, Base Plate with Casters, 68"H x 60"W		
MSSC6866	MIX Screen, Base Plate with Casters, 68"H x 66"W		
MSSC6872	MIX Screen, Base Plate with Casters, 68"H x 72"W		
MSSC7824	MIX Screen, Base Plate with Casters, 78"H x 24"W		
MSSC7830	MIX Screen, Base Plate with Casters, 78"H x 30"W		
MSSC7836	MIX Screen, Base Plate with Casters, 78"H x 36"W		
MSSC7842	MIX Screen, Base Plate with Casters, 78"H x 42"W		
MSSC7848	MIX Screen, Base Plate with Casters, 78"H x 48"W		
MSSC7854	MIX Screen, Base Plate with Casters, 78"H x 54"W		
MSSC7860	MIX Screen, Base Plate with Casters, 78"H x 60"W		
MSSC7866	MIX Screen, Base Plate with Casters, 78"H x 66"W		
MSSC7872	MIX Screen, Base Plate with Casters, 78"H x 72"W		

The width dimension shown in the product codes and descriptions represents an **outside of base plate to outside of base plate** size.



Protective Booths

fluidconcepts' Healthcare and Protective booths provide a protected space for workers and clients for healthcare screening, transactional, and one to one interactional activities.

Booths are available in Fixed or Mobile versions, and be freestanding or connected together.



24" Wide
Fixed or
Mobile



36" Wide
Fixed or
Mobile



36" Wide
Fixed or
Mobile

fluidconcepts Healthcare and Protective booths provide a personal protected space for workers and clients for healthcare screening, transactional, and one-to-one interactional activities.



Connected Booths in Offset Configuration



Connected Booths with Spacer Panels



Connected Booths with Privacy Dividers



Connected Booths in a Public Area

Applications

- Healthcare Screening (i.e. Covid 19)
- Admitting
- Transactional Sales
- Customer Service
- Any Kiosk Requirement
- Overflow Needs

Industry Segments

- Healthcare
- Education
- Retail
- Hospitality
- Airports
- Law Enforcement
- Public Service



Speak-Thru and Document Access

Statement of Line



HCAB243679LN
Booth
36" Wide



HCAB244279LN
Booth
42" Wide



HCAB244879LN
Booth
48" Wide



HCSSxx84
Privacy Divider
16"/24" Wide



HSMSxx84
Spacer
24"/36"/48" Wide



HCCON79
Connecting Spline
79" H



HCCS4
Locking Caster Set



FCCA-100U
Up Stool



XESM
Side Mount Power



XCPU
CPU Holder (Swivel)

* Special Sizes and configurations available

Product Code	Production Description	Contact for Pricing
HCAB243679LN	Protective Booth, 24" D x 36"W x 79"H	
HCAB244279LN	Protective Booth, 24" D x 42"W x 79"H	
HCAB244879LN	Protective Booth, 24" D x 48"W x 79"H	
HCCS4	Locking Casters (Set of 4) – Mobile Option (Raises Booth Height by 3")	
HCFM4	Floor Mount Plates (to secure to floor, Set of 4) (Decreases Booth Height by 1")	
HCSS1679	Separation Divider, 16" x 79"	
HCSS2479	Separation Divider, 24" x 79"	
HSMS3679	Spacer Panel, 36"W x 79"H	
HSMS4879	Spacer Panel, 48"W x 79"H	
HCCON79	Booth Connector (Connect Booths together)(Pair)	
FCCA-100U	Up Stool	
XESM	Side Mount Power/Data Module (1 Power/2 USB)	
XCPU	CPU Holder	

Features

Easily Cleaned and Disinfected
Front Document Access Slot
Shielded Talking Port (60" AFF)
Client Transaction Top (12" Depth)
Lightweight/Easily Moved
3" Raised Panels for Easy
Floor Cleaning Access

Ships Flat/Assembles in 60 Minutes
Separate Stool Option
Mobile Option (Locking Casters)
Worksurface Grommets
Clear Acrylic Ceiling
Secure Floor Mount Options

NORTH AMERICAN MADE!

Dimensions

24" Depth
36", 42", 48" Widths
79" Height (Levellers)
Document Access Slot—2"H x 9"W
Worksurface Height—30" AFF
Ships Partially Assembled





Protected Workstation Solutions

fluidconcepts' products are highly adaptable and changeable. Let us know how we can help design a protected workstation environment for you.





Quality Management
System Certified



INDOOR ADVANTAGE GOLD
FURNITURE



Copyright, All rights reserved and Trademarks reserved.
Fluid Concepts & Design Inc.

www.fluidconcepts.ca

Send all orders to
order@fluidgroup.com

Sales Inquiries
sales@fluidgroup.com

1-866-933-5258