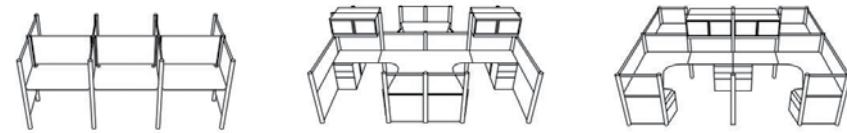




POST & BEAM

The Post & Beam series are modern building blocks for every kind of workspace. Infinite variations of widths and depths; heights from desktop to ceiling; rectilinear, angled or curved shapes; endless panel materials & colors; and all totally adaptable to all your power and data requirements makes Post & Beam perfect for any work environment.

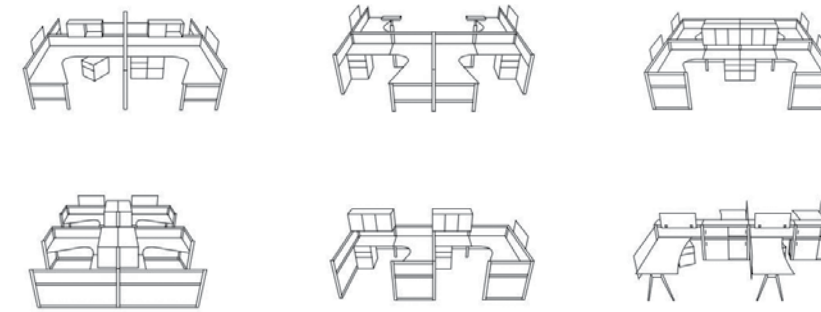


HYBRID

Hybrid's 3" round post profile enables 120, 90, & 60 degree stations for the ultimate in clusters, creativity and density.

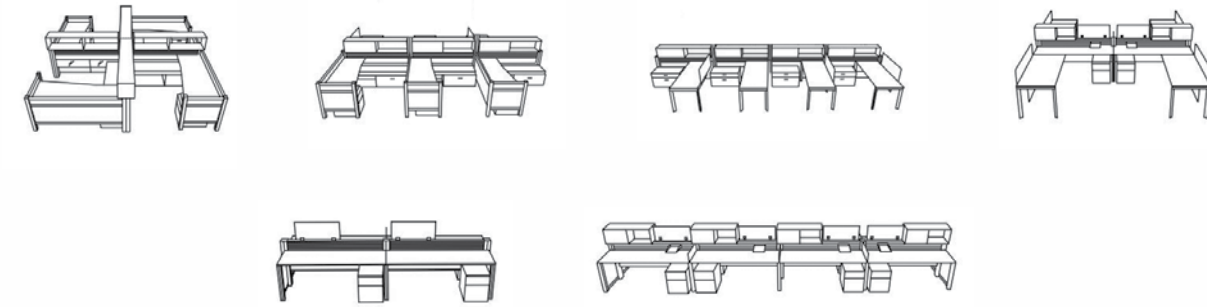
QUATTRO

Quattro's elegant 2.5" square post is an economical solution combining design and décor flexibility in predominantly rectilinear applications.



RUNWAY

Engineered for high performance workspaces, Runway's dual level technology beam provides fully enclosed, high capacity power and data delivery to each workstation. The beam supports centre mounted storage, worksurfaces and work tools in an elegant architectural design.



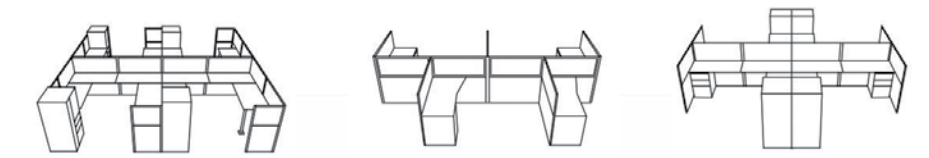
CASEWORKS

Caseworks is an architecturally designed laminate workstation and benching system that is easy to plan, specify and install. Caseworks provides more privacy compared to open leg benching, with numerous stacked & shared storage options, all available in contemporary solid and woodgrain laminates. Easily connected with an enclosed electrical and data raceway, Caseworks meets the needs of today's rapidly changing work environment with a flexible, modern and budget conscious solution.



BLADE

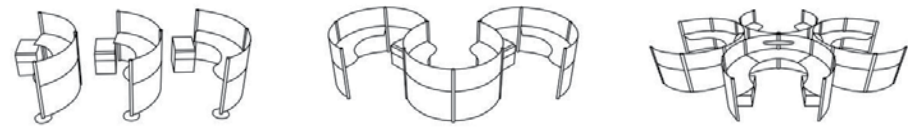
Blade is a light scale workstation system that's flexible, fast and economical. Its multiple configuration options are uniquely suited to open plan designs, with attractive dividers available in several materials and finishes. Blade's rapid installation and changeability combined with electrical and technology accommodation makes this budget-oriented solution perfect for today's fast-paced changing workspace.



ORBIT

Break out of the mold with unique and stylish curving workstations. The continuous curves of Orbit make everything reachable with minimal movement; the ultimate in ergonomic workstations.

Orbit can be planned in wave-like configurations, tangents, or configured as independent pods in both full, round or partial curved shapes.



7



TRUSS

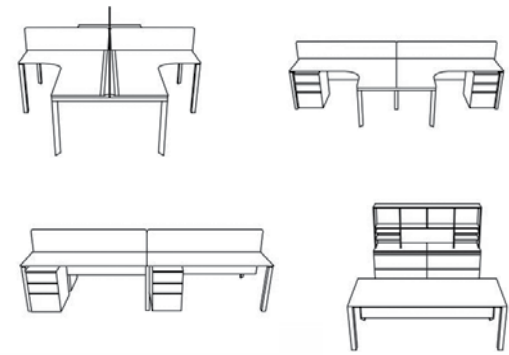
Sit, stand or work at any height in between. The Truss workbench system provides a differentiated angular design, accessible work tools, and the ability to set the worksurface and storage height infinitely between 25" and 42" AFF. Truss' sturdy frame supports a variety of desk depths, space dividers, storage, and collaborative needs.



EDGE

Edge's contemporary European design promotes open communication whether it's in a desking, benching or table application. Start with a private desk or expand to a continuous bench application with modular simplicity. Edge is elegantly designed featuring triangular legs, floating tops, bevelled frames, and chrome details.

Edge's elegant triangular legs come in two styles: Standard and Executive. The Standard leg and beam system allows for desking, benching and tables. The Executive leg is ideal for private offices, low and high tables, desks, and long span applications.



Qi

Slim, sleek and economical, Qi is a modern minimalist take on private office, open plan workstations and benching. A variety of supporting and stack-on storage can be seamlessly added to this system or customized with a bright fabric to add extra pop. Choose from 22 different laminate finishes and 3 Leg options (O-Leg, U-Leg or Angled Leg) to blend Qi with any environment.



CASEGOODS

Whether it's a managerial, executive, staff office or boardroom, contemporary elegance and value are always in sync with our Treo and Boardwalk casegoods.



TREO

The most extensive collection of value-oriented laminate casegoods, providing endless sizes, shapes, configurations, and storage solutions, all with power & data access for your private or open workspaces. Treo components can be mixed and matched in 22 standard laminate finishes.



RECEPTION

There's only one opportunity to make a first impression.

Our reception stations are designed with various shapes and materials to make a statement when it matters most. Whether curved or straight, create your unique design from a wide variety of standard and premium finishes to conceal files and other office materials while maximizing efficiency.



THINKPOD

This compact workstation brings much needed touchdown focus to open spaces.

It's compact 48" or 60" diameter footprint and privacy hinging enclosure make an easy touch-down addition to any area. THINKPODS can be independent or linking and are customizable with graphics and artwork or simply choose an option from multiple finishes.



BOB

Our award-winning product is a complete mobile office-in-a-box.

BOB comes completely assembled with power access, lighting, lock, mail slot, coat hanger, whiteboard, acoustic tackable panel and accessory rail. Close it up in seconds and wheel it away to instantly add usable working space to any office.



FENCE & HEIGHT ADJUSTABLE

Flexible power and data delivery for the open plan.

Fence is an independent beam system used with height adjustable, fixed or mobile tables that delivers the power, data and space division needed for environments requiring extreme flexibility.



SOPHI

Sophi is an elegantly designed modular table system for private office, boardroom, benching application and meeting tables. Sophi features die cast aluminum legs in a beautiful chrome finish connected to a modular aluminum frame offering quick installation and changeability.



COMPLEMENTS

Complements are easily implemented solutions for pressing workplace problems. From technology accommodation to modular expansion and reconfiguration, these creative solutions are unique, design-driven additions made for the modern workplace.

MIX SCREENS

These highly adaptable screens are perfect spatial dividers. They are independent, connectable and changeable. MIX Screens offer space division within workstations or are ideal to create light-scale moveable and changeable enclosures within open spaces. MIX Screens can be both mobile and freestanding and be specified in a variety of widths, heights, colors, acoustic or writable materials.



25



TABLES

Beautifully designed and engineered with flexibility. We offer a broad selection of tables including height adjustable tables, mobile, folding and flipping tables, boardroom tables and small meeting room tables.



SUSTAINABILITY

From the materials we use to our manufacturing processes, we consistently surpass environmental and sustainability standards in Canada and the United States. Our products are SCS Air Quality Certified, CGSB Tested, and ANSI-BIFMA Tested. The materials and components we use in manufacturing have a high degree of recyclable content and are post consumer recyclable. We are a proudly ISO9001:2015 Certified design and manufacturing facility.

AWARD WINNING DESIGN

Our unique workspace solutions have been recognized by the industry's most prestigious Global Award Programs. Our Hybrid Post & Beam system and our BOB Mobile Office were recognized with NeoCon Awards. The BOB Mobile Office also received a Good Design Award for Design Excellence and Design Innovation. Fluidconcepts has been awarded in multiple years as one of the country's fastest growing companies.

Fluidconcepts is an innovative designer and manufacturer of flexible office workstations and furnishings. Established in 2001, our upfront team design process delivers unique and intelligent workspace solutions to architectural and interior design professionals, dealers and end users throughout Canada and the United States.

fluidgroup.com

T 905 672 5258 | F 866 789 6057 | TF 866 933 5258
sales@fluidgroup.com

