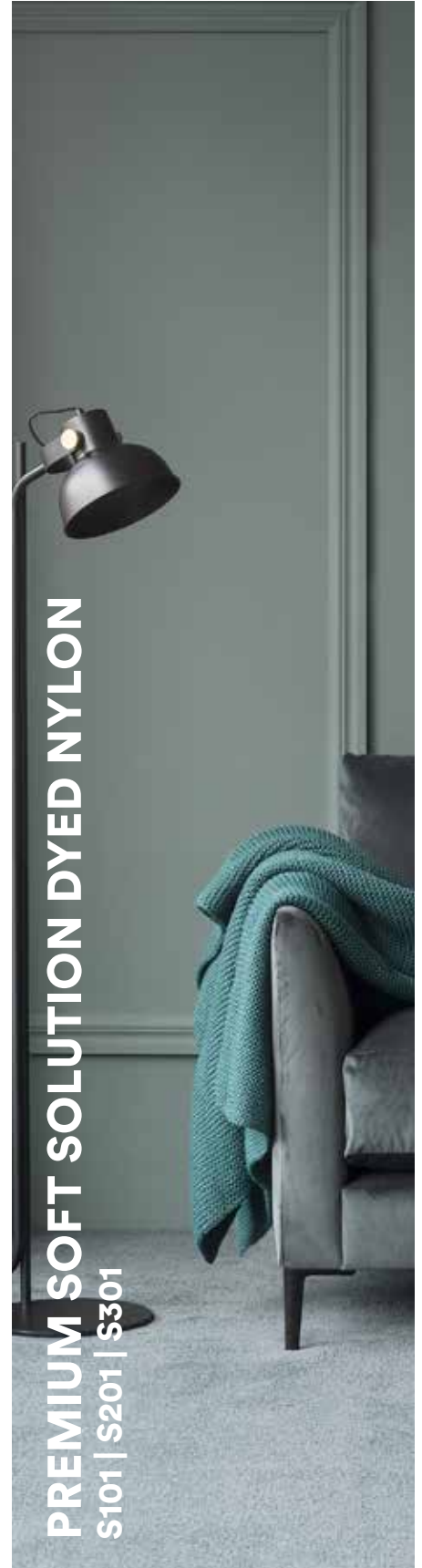


B.

Belgotex Premium Carpet Collection

HILTON | WESTMINSTER | TANGO | DELTA | BRAVO | SOFTOLOGY



A WORLD OF CHOICE

Belgotex®

WHO ARE WE?

Belgotex has 30 years proven experience in the New Zealand flooring market. We stand by our products, and pride ourselves on the innovation and quality that we bring to the market to every day kiwi families just like us.

Why choose The Belgotex Premium Collection?

With our STAIN PROOF PSDN, STAIN PROOF SOFTS or STAIN PROOF SDN CARPET there's no costly professional cleaning or expensive detergents required to tackle "nightmare" spills. Unbelievably, bleach and water, or in some cases acetone, are all you need to make ordinary household stains disappear forever.

STAIN PROOF PSDN, STAIN PROOF SOFTS or STAIN PROOF SDN CARPET from Belgotex are totally colourfast to UV and sunlight and resist mould, mildew and bacterial odours, as well as stains and soiling. These carpets will not shed or pill even in high foot-traffic areas because they're the most resilient fibres on the market.

These carpets offer the best value on the market today. With up to a 20 year warranty, 4 metre width for easy install and unparalleled durability you can't go wrong with The Belgotex Premium Collection.



Hilton & Westminster

Our most luxurious carpets. The dense pile, offers superior comfort, but is also hard wearing for those heavy traffic areas.



Tango, Delta & Bravo

Perfect for everyday New Zealand living with colours chosen to compliment current interior designs and colour schemes.



Softology S101, S201 & S301


Softology™ offers a refined palette of luxurious colour, inspired by the tactile beauty of nature. Our Softology carpets are made using a higher count of finer filaments, like a feather, to deliver its plush properties.

COLOUR CROSSOVER


The Belgotex Premium Collection comes in a wide range of colours that crossover within collections. This allows you the flexibility of utilizing specific qualities to suit your environment while not compromising on colour.

Hilton (H) | Westminster (W)


(In Stock Now)



(Special Order)



Tango (T) | Delta (D) | Bravo (B)



Softology S101, S201 & S301 (S101 Special Order)





STAIN PROOF NOT RESISTENT

A carpet can be ruined in the blink of an eye - kids drawing with permanent markers on the floor, or a dinner guest knocking over a glass of pinot noir ... Follow our easy cleaning instructions and even the harshest spills and marks will not stain.

The Belgotex Premium Collection is manufactured from materials that can be cleaned with bleach and acetone (yes, seriously!). Making light of a spill that would destroy woollen or inferior nylon carpets. See our cleaning instructions for more details.

**PROVEN FOR OVER 20 YEARS AS NEW ZEALAND'S ONLY
STAIN PROOF CARPET. NO EXCLUSIONS WARRANTY!**



BEFORE

AFTER




DO THE TWIST.

Offering unmatched appearance retention and performance.

The number of twists per metre on a carpets fibres give the carpet "life" by affecting its appearance and durability. These twists store energy, much like in a coil or spring. The more twists, the more punishment a carpet can take.

The Belgotex Premium Collection has extremely high twists per metre, unmatched by any other carpets. The twists are heat-treated so no matter what you throw at them, our carpets will always retain tip definition and appearance.



A stylized sun icon with a central circle and eight radiating lines, positioned in the upper right quadrant of the page. It is rendered in a light gray color against a dark background.

NO FADING, EVER.

Belgotex Premium Collection has been loving the kiwi sun since 1997. Vivid colour depth and clarity are at the heart of our collection. Pigments are added during the manufacturing process, making it part of the fibres molecular structure, as well as unique UV stabilisers developed specifically for the New Zealand climate.

We know the colour of the Belgotex Premium Collection will stay true day to day, year after year in the harsh New Zealand sun, so hence, we provide the most comprehensive fade proof warranty in the market.





EXTRA WIDE!

Our range of Stain Proof carpets are the only four metre wide carpets on the market.

With kiwi homes getting bigger the extra width allows for more economic installs and results in fewer joins. This combined with less wear and tear on joins results in your carpet looking better for longer.





WE CARE.

Our stain proof carpets are manufactured in our Belgotex factory in South Africa.

Belgotex is proud to receive South Africa's first Custom Industrial 6 Green Star rating. This 6 Star certification recognises "World Leadership" at our Pietermaritzburg-based factory for our sustainability practices in all aspects of plant and carpet manufacturing operations.

We have also earned the Global GreenTag eco-label certification. This internationally recognised "Level A" Global GreenTag certification – called GreenRate™ – maximises our products eligibility to achieve 100% of the available credit points across all the Green Building Council (GBCSA) rating tools. The stringent assessment process has equipped us to develop holistically and entrench sustainability across our value chain.



CLEANING GUIDE



- The faster you act, the better the results.
- First, remove as much of the foreign material as possible: carefully scrape off thick or sticky material with a spoon, vacuum up crusty pieces if it is dry, or blot with a white paper towel if the stain is wet.
- Identify the stain and refer to the stain chart before you begin.
- Never scrub the stain.

VACUUM FREQUENTLY

- Thorough vacuuming removes dirt particles that dull the carpets appearance and cause fibre damage.
- Make sure your vacuum cleaner is in good working order; remember to change dust bags and clean filters regularly.
- Heavy traffic areas like stairs and corridors should be vacuumed daily.
- Vacuum cleaners should have 'high suction' and no beater brush.

PREVENT SOILING AND PILE DAMAGE

- Place walk-off mats at all entrances.
- Use carpet protectors under heavy furniture and furniture with castors.

ANNUAL PROFESSIONAL CLEAN

- When a carpet appears dirty even after vacuuming, it's time for a professional clean.
- Consult a professional cleaner for the best method of cleaning.
- An annual professional hot water extraction is required to retain your warranty.

STAIN REMOVAL TRICKS OF THE TRADE

- Always blot from the outside in to minimise the stain area.
- Never use any of the solutions in concentrations stronger than recommended and always follow manufacturer's instructions.
- Use acetone and dry-cleaning fluid in ventilated conditions only.
- Pet "accidents" and certain other stains may reappear, as a result of "wicking". If, after repeating the stain removal procedure, the stain continues to reappear, contact a professional carpet cleaner for assistance. Note: Please remove urine stains as soon as possible. This warranty does not cover stains that have not been dealt with immediately, and have permeated the backing of the product.
- If a stain cannot be identified or is not listed in this guide, first use Procedure 1. If the stain shows no sign of being removed, try Procedure 2.
- Some harsh stains may require the procedure to be repeated several times.

STAIN CHART

Stain	Method	Stain	Method
Beetroot Juice	1	Milk	1
Betadine	1	Mud	1
Blood	1	Mustard	1
Butter	1	Nail Polish	2+1
Chocolate	1	Machine Oil	1
Coffee/tea	1	Peanut Butter	1
Concentrated Juice	1	Pen Ink	1
Cooking Oil	1	Paint	1+2
Cola/Fizzy Drinks	1	Rust	1
Curry Paste	1	Salad Dressing	1
Egg	1	Shoe Polish	2+1
Food Colouring	1	Spaghetti Sauce	1
Grape Juice	1	Tomato Sauce	1
Gravy	1	Urine	1
Grease	1	Vomit	1
Jam	1	Vinegar	1
Lipstick	1+2	Wax Crayons	2+1
Marker Pen	1+2	Wine - Red	1
Mascara	1	Wine - White	1



1. BLEACH AND WATER

Mix a fresh solution of 50% clear household bleach and 50% warm water in a spray bottle. Blot or scrape up the stain as much as possible. Spray the solution directly on the carpet.

DO NOT OVER-WET.

Blot the carpet surface, working from the outside of the stain to the centre. Repeat until the stain disappears. Spray with clean water and blot until all bleach is removed. Absorb remaining moisture with folded white paper towels weighted down with a heavy object that will not stain. When completely dry, vacuum to restore pile texture.

2. PURE ACETONE (AVAILABLE AT PHARMACIES)

Blot or scrape up the stain as much as possible. Apply a small amount of pure acetone to a white cloth and work in gently. **DO NOT OVER WET.**

Blot carpet surface, working from the outside of the stain to the centre. Repeat until the stain disappears. Absorb remaining moisture with folded white paper towels weighted down with a heavy object that will not stain. When completely dry, vacuum to restore pile texture.

CARPET CHARACTERISTICS

TRACKING

Tracking is the imprint left by footprints on your carpet. This is common on plush cut pile surfaces and usually disappears after a thorough vacuum, however it will reappear after the carpet is walked on again. This is seen more often in high traffic areas such as doorways and hallways. These areas should be given more attention during vacuuming.

SHADING

All cut pile carpets develop light or dark patches over time. Knowing as shading or watermarking it is caused by the carpet fibres bending and reflecting the light differently. Shading can not be predicted or prevented but is more related to the carpet use rather than construction. Shading does not affect the wear or lifespan of the carpet and is not considered a flaw or defect.

SHIFT LINES

Parallel lines that appear on the surface of loop pile carpets. More apparent with large designs or patterns. This can also be affected by Colour and light sources.

APPEARANCE RETENTION

All carpets change appearance over time. Matting occurs when the pile flattens together and tangles. This is more likely to appear in high traffic areas like hallways and doorways. This may result in a loss of sharpness.



A close-up, black and white photograph showing a circular blade cutting through a carpet tuft. The blade is on the left, and the tuft is being lifted on the right, revealing the underlying structure. The carpet has a dense, textured pile.

Contact Us:

P. 0800 377 753

F. 0800 377 754

W. belgotex.co.nz

Flooring Design Centers:

6-10 Akepiro Street, Mt Eden, Auckland

25 Leslie Hills Drive, Riccarton, Christchurch

The colours shown may vary slightly from the actual product and should be used as a guide only.

Belgotex®