

BLISTER TREATMENT PATCH

NEW USER GUIDE



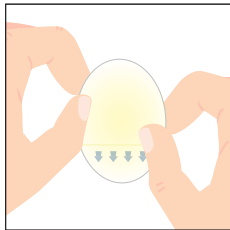
KT TAPE.COM

WATCH OUR STEP-BY-STEP VIDEOS




KT TAPE.COM/INSTRUCTIONS

1 REMOVE WRAPPER & PEEL PAPER



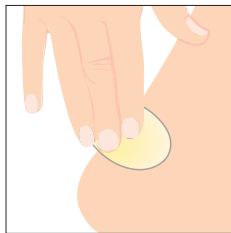
Clean and dry skin. Remove patch from plastic pouch. Do not handle adhesive side of patch. Grasp bandage by the palm and tear to expose half of the bandage.

2 DON'T TOUCH ADHESIVE!



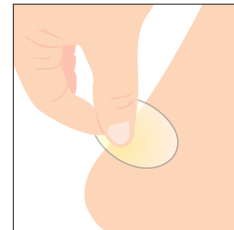
Remove bandage from the other half of clear film with blue arrows and place bandage over the affected area.

3 APPLY PATCH



Once placed, remove white paper liner completely. Smooth dressing into place by gently placing the palm of your hand over the patch.

4 HOW TO REMOVE PATCH (DO NOT RIP OFF)



Product is designed to stay on for up to 7 days and fall off on its own. If leakage around the treatment patch should occur, apply new patches as needed. To remove patch, carefully loosen edge and gently pull patch sideways to release seal. Avoid pulling upwards.



PREPARE

Trust KT to get you ready for your next goal.

PERFORM

Confidence so you can be at your best.

RECOVER

Amplify your recovery and be ready for what's next.

TRUSTED KT PRODUCTS

Prepare, Perform, Recover, Repeat.

	PREPARE	PERFORM	RECOVER
Kinesiology Tape	✓	✓	✓
Creams/Gels	✓	✓	✓
Blister Relief	✓	✓	✓
Chafing Relief	✓	✓	
Ice/Heat		✓	✓

VIEW ALL PRODUCTS @ KTTAPE.COM

WARNING: For external use only. Do not use this product if you have poor circulation, fragile skin, or are diabetic. Do not use if you are allergic to any component of this product. Do not apply to any infected areas. Product should only be used on blisters and minor wounds. If blister or wound persists, see your physician. Only use each patch one time. Discontinue use if skin becomes irritated. Sterile unless wrapper is opened or damaged. If wrappers are opened or damaged, do not use the product. This product is not made with natural rubber latex. READ ALL WARNINGS AND INSTRUCTIONS PRIOR TO USE. ©2023 KT Health, LLC, American Fork, UT 84003. All rights reserved. Questions? Email us at support@kttape.com

*Hydrocolloids have been shown to heal minor cuts, scrapes, abrasions, lacerations, blisters and scalds up to 2x faster than a simple dry bandage. Journal of Athletic Training 2007;42(3):422-424 (Store away from sunlight in a dry, cool environment between 20°C to 25°C (68°F to 77°F))
†Moist wound environment facilitates the healing process. Eases pain by cushioning and protecting the wound from friction and rubbing.