


# HAPPY EASTER




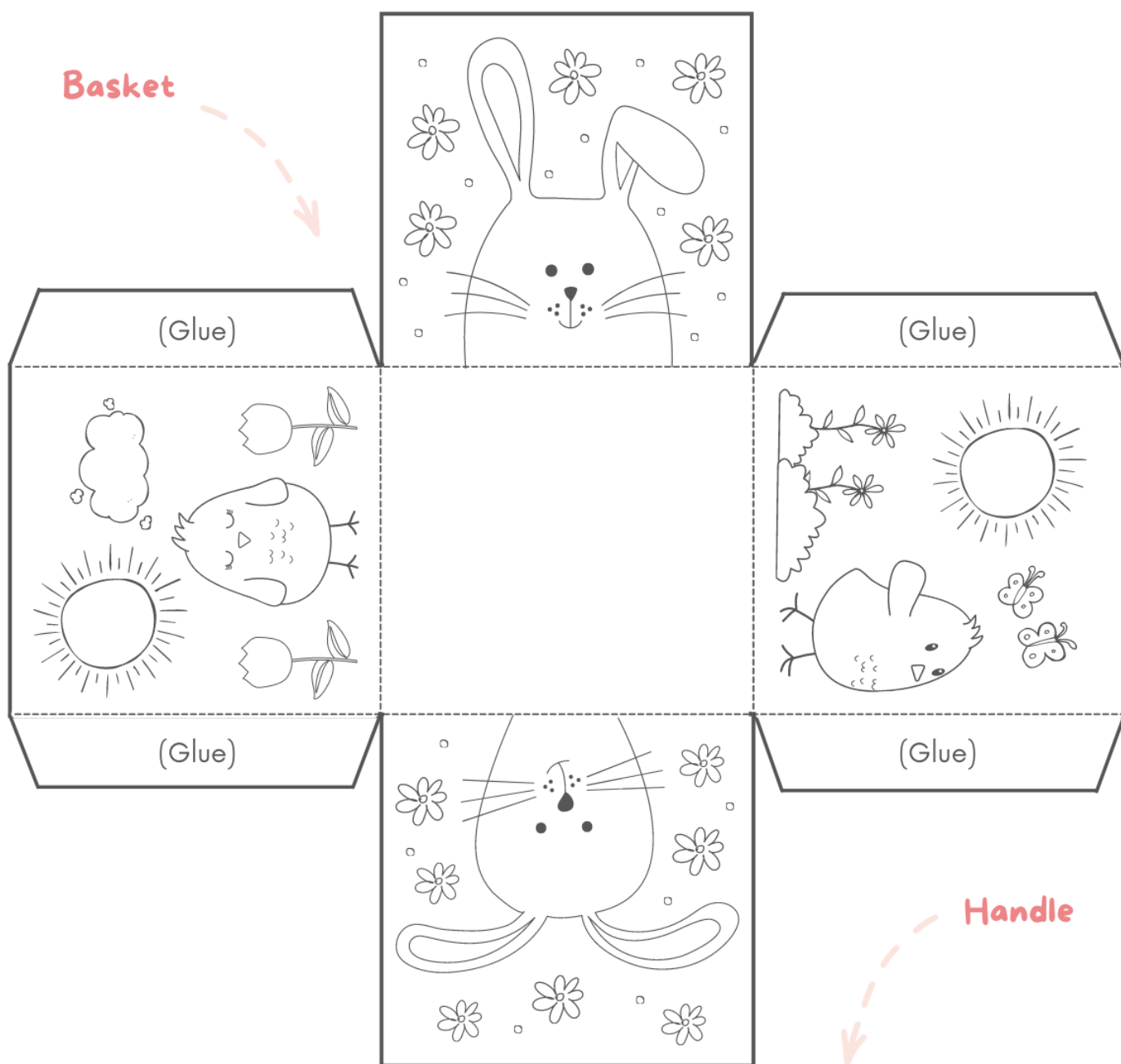
**Print this page to create your own Easter  
Clue cards or Markers for your hunt.**

**You're welcome!**



# Make an Easter Basket!

1. Print this page on cardstock and color the drawings.
2. Cut the basket by following the solid lines.
3. Then, fold following the dotted lines.
4. Glue the sides of the basket together.
5. Then, staple the handle to the basket. (Be careful!)
6. Fill your basket with Easter goodies!





# MAKE YOUR OWN BUNNY EARS

1. Print this page on cardstock.
2. Decorate the bunny ears with crayons or markers.
3. Cut out the ears and the bands.
4. Tape the bands together to make one long band.  
Then, connect both ends with tape to go around the top of your head. (Adjust and make more bands if needed.)
5. Tape the ears behind the part of the band that goes on your forehead.
6. Put on you bunny ears and hop around like a bunny!

