




Household Use Only

STAINLESS MUG **Model No. SM-ZA/SM-ZP** **Instruction Manual**

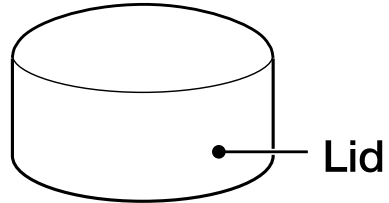
Name of Each Part

Underside of the Lid

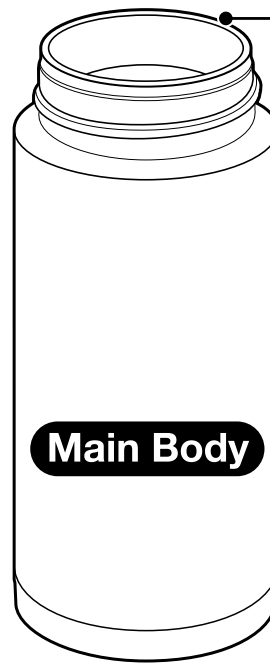
Gasket



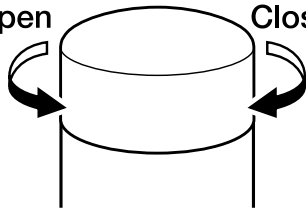
***The Gasket is not removable.**



Mouth



Open **Close**



● **The Mug will retain heat (cold) more effectively if you preheat (precool) it in advance.**

● The illustrations used in this instruction manual may differ from the actual product you have purchased.

Please read these instructions before use, and keep for future reference.

Important Safeguards

● Please follow these instructions to prevent scalding, deterioration and discoloration of beverages, as well as malfunction and staining of the Mug.

Do not allow infants or small children to use this product. Keep out of the reach of infants and small children.

Mishandling may cause injury or scalding.

Do not attach parts other than those specifically designed for this product.

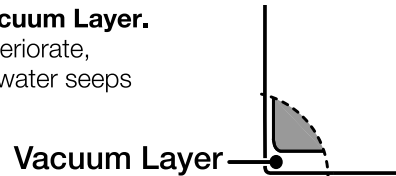
Doing so may result in leakage and scalding. It may also cause malfunction or staining.

Do not use if the Mug loses its heat retention properties.

The outside of the Mug may become very hot if hot beverages are poured inside.

Do not use if water enters the interior of the Vacuum Layer.

In this case, the heat-retaining performance may deteriorate, resulting in a risk of burns. In addition, if the internal water seeps out, drinking it may cause illness.

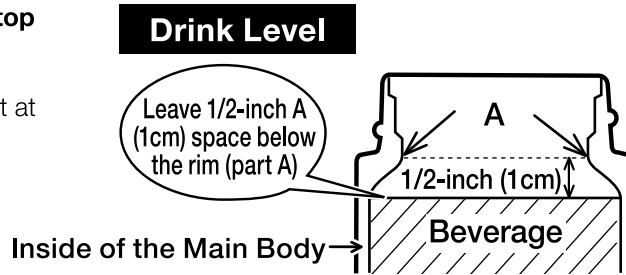


Always close the Lid securely.

Contents may leak and cause scalding or stains.

Leave 1/2-inch (1cm) room on top when filling the Main Body.

Otherwise, contents may overflow when you close the Lid, or leak out at a later point.



When containing hot beverages:

● **Drink slowly without tilting the Mug suddenly.**

Otherwise, the beverage may spill and cause scalding.


● **Do not shake the Mug.** Doing so may cause scalding or injury.

● **Be careful not to scald yourself when drinking out of the Mug.**

Due to its vacuum insulation, the outside of the Mug will not become hot, while the beverages inside will remain very hot for many hours.

Do not allow a hot kettle to touch the mouth of the Main Body.

The Main Body may tip over and scald you. The heat may also cause damage or deformation.



Important Safeguards continued

Do not place near heat sources such as gas stoves, ovens and heaters.

Doing so may result in scalding. It may also cause deformation or discoloration of the Mug.

Do not drink out of the Mug while driving.

Doing so may cause scalding or stain the interior of the car or your clothes etc.

Do not hold the Mug by the Lid when carrying.

The Mug may fall and cause scalding or injuries.

Do not disassemble the Mug.

Doing so may cause an accident or damage to the Mug.

Do not heat in a microwave.

Doing so may cause sparks as well as deformation or discoloration of the Mug.

When using a vehicle drink holder:

- ① Always keep the Lid securely attached when not drinking.
- ② Make sure that the product can remain stable inside the drink holder before using it.
- ③ Check the strength of the drink holder before use.
- ④ Do not use a hanging-type drink holder that attaches to the window or air vent.
If the product falls or tips over, or the drink holder falls off or becomes damaged, this may cause scalding, injuries, or accidents. In addition, the interior of the car or your clothes may become stained.

● The Mug may not fit into some drink holders.

Do not place near open flames (from gas stoves, etc.), on top of electric heaters or IH hot plates, or other IH cooking devices.

Doing so may cause a fire or malfunction.

Consume beverages within the same day.

Not doing so may cause spoilage. In addition, if left inside for a long period of time, spoiled beverages may produce gas, raising the pressure inside the Mug and causing the Lid to burst or beverages to spill.

This Mug is for storing and keeping beverages hot or cold. Please do not use for other than intended purposes.

Do not fill the Mug with the following:**● Dry ice and carbonated drinks:**

Pressure may build up inside the Mug and cause the contents to spill out or the Lid to burst.

● Liquids high in sodium such as soup and Kōbu-cha:

Although the liner is made of 18/8 stainless steel and is nonstick coated, salt may cause rust resulting in loss of thermal insulation.

● Dairy products and fruit juice:

The contents may spoil. In addition, if left inside for a long period of time, spoiled contents may produce gas, raising the pressure inside the Mug and causing beverages to spill or the Lid to burst.

● Fruit pulp and tea leaves:

These may become stuck and cause beverages to leak, resulting in scalding or damage.

Warnings & Cautions

Attach the Lid securely while holding the Main Body upright.

Make sure that there is no beverage leakage before using the Mug.

Do not pull on the Gasket.

The Gasket is not removable. If it is damaged, beverages may leak.

Avoid dropping or hitting against hard surfaces.

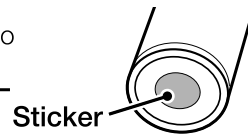
Doing so may cause damage to the plastic parts or surface of the Main Body, reducing the ability of the Mug to retain heat (cold).

Clean the Main Body after every use.

Not cleaning thoroughly may cause the Main Body to rust, pinholes to form, or beverages to spoil.

Do not remove the sticker on the bottom of the Main Body.

Doing so may cause rust or holes.



When you fill the Mug with sports drinks, even in situations where you are unable to clean the Mug properly, such as during an outing, always thoroughly rinse the inside and outside (Mouth) of the Main Body and the Lid immediately after consumption.

Leaving the Mug as is after consumption may cause rust, holes or other problems.

Do not force large ice cubes in. Break them into smaller pieces instead.

Forcing in ice cubes may cause deformation or damage to the product as well as leakage of beverages.

Always clean the Lid thoroughly after use.

Not doing so may cause decay, mold, odor or discoloration. It may also cause leaks.

This product is designed to be drunk from directly. If it is used for pouring, the beverage may splash.

When cleaning the product:

● **Do not use chlorine-based bleach.** Doing so may cause rust or holes.

● **Do not use a dishwasher or dish-dryer. Do not boil to sanitize.**

Doing so may cause scratches, rust, deformation, or other damage.

Keep the Mug upright when carrying inside bags, etc. to prevent beverages from leaking.



Do not scratch or rub the design on the outside of the Main Body strongly using fingernails or hard objects.

This may cause the design to come off.

Hot tea may discolor if stored for a long period of time. We recommend the use of tea bags and brewing right before consumption.

Follow the instructions for care and wash the Lid, and the inside and outside of the Main Body thoroughly before use.

The rattling noise that may be heard when the Main Body is shaken comes from the metallic foil used in the vacuum insulation to increase heat (cold) retention, and does not indicate a malfunction.

How to Take Care of Your Mug:

- When you first use the product, there may be a plastic smell. However, this will become less noticeable with use.
- Clean the product after each use to prevent odors and mold, and to keep the product sanitary.

Main Body	<ul style="list-style-type: none">① Wash with warm water and mild dishwashing liquid using a soft sponge.② Rinse and then dry so there is no water left inside.● To avoid damaging the nonstick coating, wash the liner of the Main Body using a soft sponge with a handle or a similar implement.
Lid	<ul style="list-style-type: none">① Wash with warm water and mild dishwashing liquid using a soft sponge.② Rinse and then shake a few times to ensure there is no water left inside. Wipe thoroughly dry.● Use a small brush sold in stores if necessary.

- Streaks or smudges caused by rubbing on the coated portion of the Main Body can be removed using a soft eraser.

When Cleaning Your Product:

- **Do not use a dishwasher or dish-dryer. Do not boil to sanitize.**
- **Do not clean using paint thinner, polishing powders, abrasive cleansers, scrub brushes (nylon, metal wire, etc.), melamine sponges, the nylon side of an abrasive sponge, or any similar items.**
These may damage the product.
- **Do not use chlorine-based bleach. In addition, do not use any kind of bleach, even non-chlorine-based, to clean the outside of the Main Body. It may damage the paint, print, or stickers on the Main Body.**
- **Do not soak the Main Body in water for an extended period of time.**
- **If the product is not going to be used for an extended period, wash thoroughly with cold or lukewarm water and dry well. Store the product away from high temperatures and humidity.**
High temperatures and humidity may damage the product.

To Remove Rust Spots and Water Stains:

You may find rust spots or water stains caused by impurities in the water. To remove these stains, fill the Main Body with hot water with 10% vinegar and let it stand for 30 minutes to an hour without attaching the Lid, then wash the interior thoroughly.

To Remove Coffee and Tea Stains:

To remove coffee and tea stains from the interior and the Lid, we recommend using Zojirushi's cleaning detergent [SB-ZA01/SB-ZA01E]. Always remove the Lid when using [SB-ZA01/SB-ZA01E]. Contact Zojirushi Customer Service or your local dealer for further information.

Replacing the Lid:

We take care in only using materials that are safe and hygienic for food contact. However, if plastic parts become damaged or its surface becomes rough, please replace them for optimum performance. The Lid may need to be replaced due to time and wear. Please check them about once a year. When replacing parts, please record the model number and part name beforehand. Then contact either the store where you purchased the product or Zojirushi Customer Service. Replacement parts may be available for an additional charge.