Doréma

frametekening / diagram: A25 066 02

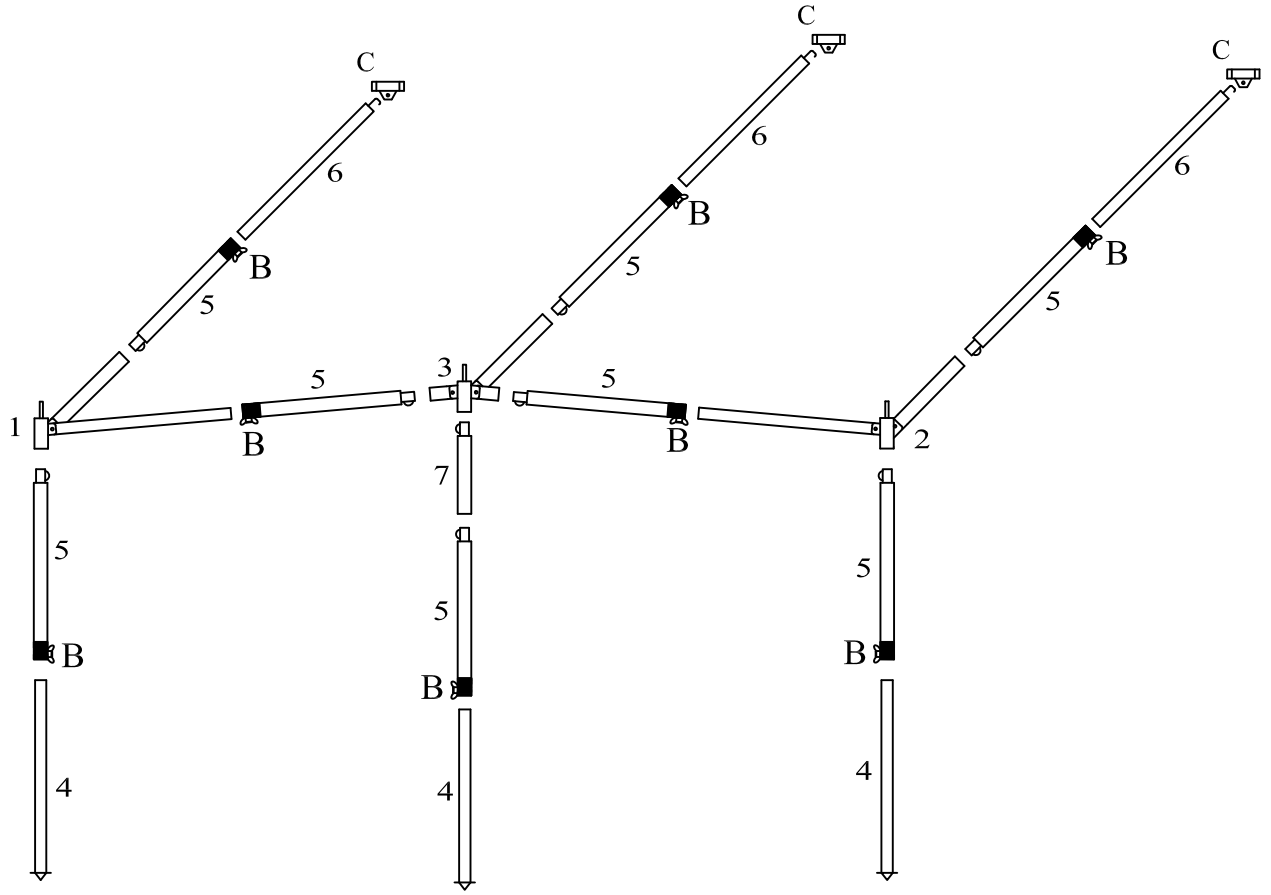

aluminium

pos.	artikel nr. part no.	aantal quantity	frame deel frame part	maat mm. size mm.	ϕ mm.
1	38266	1	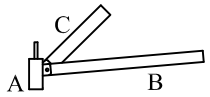	A 215 B 1000 C 570+30	25x1 22x1,5 25x1
2	38267	1	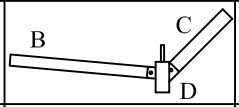	B 1000 D 215 C 570+30	22x1,5 25x1 25x1
3	38180	1	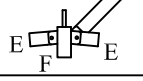	C 570+30 E 185+30 F 215	25x1 25x1 25x1

pos.	artikel nr. part no.	aantal quantity	frame deel frame part	maat mm. size mm.	ϕ mm.
4	38376	3		1100	22x1,5
5	38287	8		940+60	25x1
6	38388	3		1100	22x1,5
7	38294	1		540+60	25x1

Access.	Aantal / Qty.
B = buisklem / adjusting clamp 25 mm.	8
C = tentoog / plastic eye	3
schroef / screw	6

BEWAAR DEZE FRAMETEKENING
KEEP THIS FRAME DIAGRAM IN A SAFE PLACE
Voor nalevering van losse framedelen altijd het framenummer en het artikelnummer opgeven.
When ordering separate frame parts always mention the diagram number and part number.