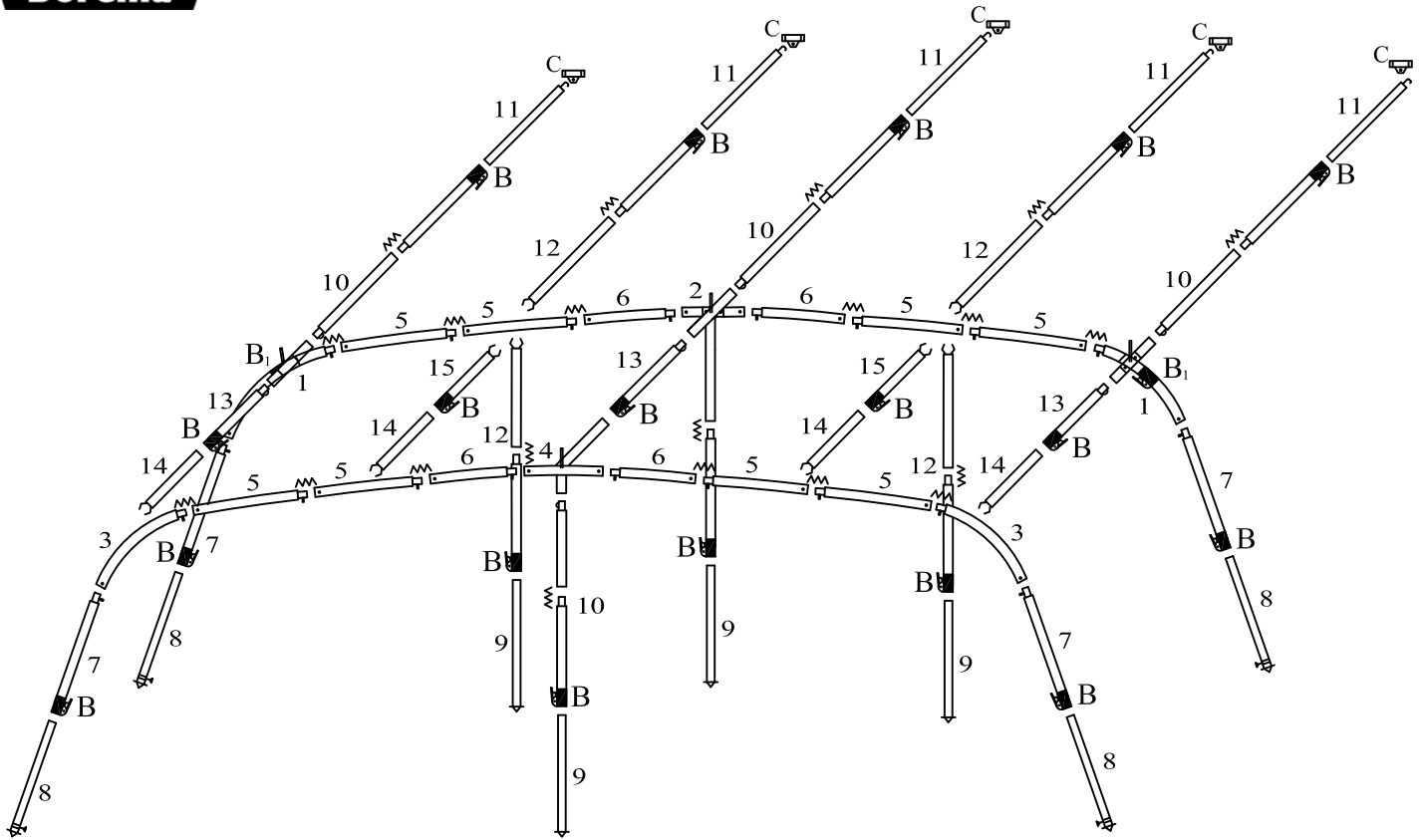


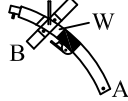
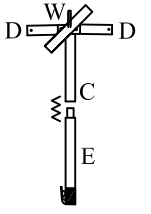
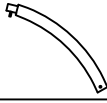
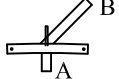









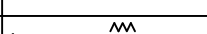



**Doréma**

frametekening / diagram: S28 37723 F PG



staal / steel

pakket / package 1/2					
pos.	artikel nr. part no.	aantal quantity	frame deel frame part	maat mm. size mm.	∅ mm.
1	39737	2		W 85 A 810+60 B 185+30	32x1 28x1 28x1
2	39738-PG	1		C 870+30 D 155+30 W 200 E 840+60	28x1 28x1 28x1 28x1
3	39720	2		810	28x1
4	39740	1		A 440 B 600	28x1 25x1
5	39718	8		810+60	28x1
6	39717	4		540+60	28x1

pakket / package 2/2					
pos.	artikel nr. part no.	aantal quantity	frame deel frame part	maat mm. size mm.	∅ mm.
7	39447-PG	4		940+60	28x1
8	39722	4		900	25x1
9	39744	4		800	25x1
10	39741-PG	4		840+840	28x1
11	39743	5		800	25x1
12	39742-PG	4		900+840	28x1
13	39745-PG	3		540+60	28x1
14	34069	4		600	25x1
15	38823-PG	2		600	28x1

Access.	Aantal / Qty.
B = buisklem / adjusting clamp 28 mm	18
B <sub>1</sub> = buisklem / adjusting clamp 32 mm	2
C = tentoog / plastic eye	5
schroef / screw	10

**BEWAAR DEZE FRAMETEKENING**  
**KEEP THIS FRAME DIAGRAM IN A SAFE PLACE**  
 Voor nalevering van losse framedelen altijd het framenummer en het artikelnummer opgeven.  
 When ordering separate frame parts always mention the diagram number and part number.