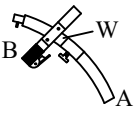


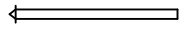
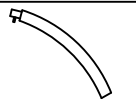
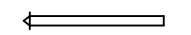
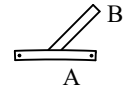

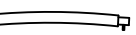
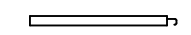





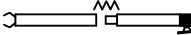

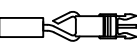


aluminium

pos.	artikel nr. part no.	aantal quantity	frame deel frame part	maat mm. size mm.	∅ mm.	pos.	artikel nr. part no.	aantal quantity	frame deel frame part	maat mm. size mm.	∅ mm.
1	41194	2		W 45 A 810+60 B 185+30	32x1 28x1 28x1	7	39464-PG	4		840+60	28x1
2	41195-PG	1		D 155+30 W 200	28x1 28x1	8	38316	4		1000	25x1
3	39699	2		810+60	28x1	9	38523	3		800	25x1
4	41197	1		A 440 B 480	28x1 25x1	10	38766-PG	3		940+940	28x1
5	39304	8		810+60	28x1	11	38389	5		1100	25x1
6	39102	4		540+60	28x1	12	38768-PG	2		1100+940	28x1
						13	41203	2		400	25x1
						14	41201	2		300	25x1
						15	41204-PG	2		300	28x1
						16	38529-PG	2		900+840	28x1
						17	38525-PG	1		840+840	28x1

Access.	Aantal / Qty.
B = buisklem / adjusting clamp 28 mm	17
C = tentoog / plastic eye + schroef / screw	5 + 10
M+W =  25 mm	2

BEWAAR DEZE FRAMETEKENING  
KEEP THIS FRAME DIAGRAM IN A SAFE PLACE  
Voor nalevering van losse framedelen altijd het  
framenummer en het artikelnummer opgeven.  
When ordering separate frame parts always mention  
the diagram number and part number.