

# Fit Guides - Footwear

## Adults' (Women's) Footwear Sizing

	Sizes Smaller						Street Shoe Size				Sizes Larger						
	-3	-2.5	-2	-1.5	-1	-0.5					+0.5	+1	+1.5				
Pointe	176										121/ES 126 128 1116 1118 1126W	1127W 1128W 1129W 1130 1131 1133 1134	1136W 1137W 1138W 1139W 1146W 1147W	1140W 1142W 1143W			
Ballet			2020/A 2021/A 2022M				205 205S	U209W	U209SW U20271/A					2027/A 2028/A	2033/A 2037W 2038W	212W	
Lyrical, Modern, Gym							EM1 H21U H22U	H061 H062	H063W H064W H066					CG05/A		FF01/A	
Jazz							CG30W CG31W	CP01 CP05	EJ1/A PP15/A					EJ2/A FF05 PP17	PP323/A		
Tap and Character			443/B 446	K360/A			3800 459 561 650 653 657 658	671 700 750 830 831 829W 960	3803/A 3804 CG09 CG16/A CG17 CG18	CG19 CHORUS K542 K543 N625 N4561W N4571W					356 550/A 551/A		
Dancesport			BR02 BR133				BR09 BR14 BR128 BR138	BR4000W BR4001W BR4003W	BR4006W BR4007W BR4008W	BR4011W BR4016W SD01 SD02/S					BR74 BR4012W		
Dansneakers®											DS03/A	DS11/A	DS24/A				

## Children's Footwear Sizing

	Sizes Smaller				Street Shoe Size				Sizes Larger							
	-2	-1.5	-1	-0.5					+0.5		+1		+1.5			
Ballet					205C/T/X 205SC	U209C U209SC	2033C	2035C 20271C	2027C	2028C			212C	2038C	FS1C/T	2037C
Lyrical, Modern, Gym					EM1C		H063C									
Jazz					CG30C CG31C	CP01C	CP05C FS4C	EJ1C EJ2C	PP17C	PP323C					CG05C	
Tap and Character	443C CG16C				356C 831C	3800C/T 3804C	CG17C CG19C	N625C N4571C							550X	
Dancesport					BR4001C	BR4005C	BR4018C									
Dansneakers®									DS03C	DS11C	DS24C					

## Men's Footwear Sizing

	Sizes Smaller		Street Shoe Size			Sizes Larger							
	-1	-0.5				+0.5	+1	+1.5	+2		+2.5	+3	
Ballet			2020/A	2021/A	2022M							2037W 2038W	
Lyrical, Modern, Gym							H066		EM1 FF01/A	H061 H062	H063W H064W	H21U H22U	
Jazz									CG30W CG31W CG05/A	CP05 CP01 EJ1/A	FF05 PP15/A PP17	EJ2/A	
Tap and Character			443/B	446	K360/A				960 CG09 CG16/A	CG17 CG18 CG19	K542 K543		
Dancesport	BR02		BR116	BR133 SD09	SD103								
Dansneakers®									DS03/A	DS11/A	DS24/A		

Size charts are for general fitting only. Product fit is subjective to the individual and will vary according to individual products.

# Fit Guides - Footwear

## Children's Sizing Conversion

US	Euro	UK	Inches	Centimeters
5	21	4.5	5	12.7
5.5	22	5	5 1/8	13
6	22.5	5.5	5 1/4	13.3
6.5	23	6	5 1/2	14
7	23.5	6.5	5 5/8	14.3
7.5	24	7	5 3/4	14.6
8	25	7.5	6	15.2
8.5	25	8	6 1/8	15.6
9	26	8.5	6 1/4	15.9
9.5	27	9	6 1/2	16.5
10	27.5	9.5	6 5/8	16.8
10.5	28	10	6 3/4	17.1
11	29	10.5	7	17.8
11.5	29.5	11	7 1/8	18.1
12	30	11.5	7 1/4	18.4
12.5	30.5	12	7 1/2	19.1
13	31	12.5	7 5/8	19.4
13.5	32	13	7 3/4	19.7
1	32.5	13.5	8	20.3
1.5	33	1	8 1/8	20.6
2	34	1.5	8 1/4	21
2.5	34.5	2	8 1/2	21.6
3	35	2.5	8 5/8	21.9
3.5	35.5	3	8 3/4	22.2

## Adults' (Women's) Sizing Conversion

US	Euro	UK	Inches	Centimeters
4	34.5	2	8 1/8	20.8
4.5	35	2.5	8 3/8	21.3
5	35.5	3	8 1/2	21.6
5.5	36	3.5	8 3/4	22.2
6	36.5	4	8 7/8	22.5
6.5	37	4.5	9 1/8	23
7	38	5	9 1/4	23.5
7.5	38.5	5.5	9 3/8	23.8
8	39	6	9 1/2	24.1
8.5	40	6.5	9 3/4	24.6
9	40.5	7	9 7/8	25.1
9.5	41	7.5	10	25.4
10	42	8	10 1/8	25.9
10.5	42.5	8.5	10 3/8	26.2
11	43	9	10 1/2	26.7
11.5	43.5	9.5	10 5/8	27.1
12	44	10	10 3/4	27.6
12.5	45	10.5	11	27.9
13	45.5	11	11 1/8	28.3
13.5	46	11.5	11 1/4	28.6
14	47	12	11 1/2	29.4
14.5	47.5	12.5	11 5/8	30.2
15	48	13	12	30.6
15.5	49	13.5	12 1/8	30.9
16	49.5	14	12 1/4	31.2

## Men's Sizing Conversion

US	Euro	UK	Inches	Centimeters
6	39	5	9 1/4	23.5
6.5	39.5	5.5	9 1/2	24.1
7	40	6	9 5/8	24.6
7.5	40.5	6.5	9 3/4	25.1
8	41	7	10	25.4
8.5	41.5	7.5	10 1/8	25.7
9	42	8	10 1/4	26
9.5	42.5	8.5	10 3/8	26.7
10	43	9	10 1/2	27
10.5	43.5	9.5	10 3/4	27.3
11	44	10	11	27.9
11.5	44.5	10.5	11 1/8	28.3
12	45	11	11 1/4	28.6
13	46	12	11 1/2	29.4
14	47	13	11 5/8	30.2

## footundeez™ Sizing and Lyrical, Modern and Gym Sizing

	Children's			Adults'					
	Medium (M)	Large (L)	X Large (XL)	X Small (XS)/ Petite (P)	Small (S)	Medium (M)	Large (L)	X Large (XL)	XX Large (XXL)
US Shoe Size	11-12	1-2	2-3	4-5	6-7	8-9	10-11	12-13	14-15
Euro Shoe Size	29-30	32.5-34	34-35	34-35	36.5-38	39-40.5	42-43	44-44.5	47-48
UK Shoe Size	10.5-11.5	13.5-1.5	1.5-2.5	2-3	4-5	6-7	8-9	10-11	12-13
Inches	7-7 1/4	8-8 1/4	8 1/4-8 3/4	8 1/8-8 1/2	8 7/8-9 1/4	9 1/2-9 7/8	10 1/8-10 1/2	10 7/8-11 1/8	11 1/2-12
Centimeters	17.8-18.4	20.3-21	21-21.9	20.8-21.6	22.5-23.5	24.1-25.1	25.9-26.7	27.6-28.3	29.4-30.6

Half sizes or extreme feet are encouraged to go up to the next size.

## Lifeknit™ Sox Sizing

	Adults'				
	X Small (XS)	Small (S)	Medium (M)	Large (L)	X Large (XL)
US Shoe Size	13-3	4-6	7-9	10-11	12-13
Euro Shoe Size	31-35	34-37	38-41	42-44	44-46
UK Shoe Size	12.5-2.5	2-4	5-7	8-9	10-11
Inches	7 5/8-8 5/8	8 1/8-8 7/8	9 1/4-9 7/8	10 1/8-10 1/2	10 7/8-11 1/8
Centimeters	19.4-21.9	20.8-22.5	23.5-25.1	25.9-26.7	27.6-28.3

Half sizes are encouraged to go down to smaller size. Men begin 1 size up from street shoe size.

# Fit Guides - Footwear

## Tap Sizing

Shoe Style	US Shoe Size	Tele Tone® Tap (Toe) Size			Duo Tone Tap (Heel) Size			Tele Tone® Tap (Heel) Size		
		N	M	W	N	M	W	N	M	W
446 Overture Oxford	5-6.5	-	2	2	-	-	-	-	2	2
	7-14	-	1	1	-	-	-	-	1	1
550X Jr. Footlight™	12.5-13	-	4	-	-	8	-	-	-	-
	13.5-3.5	-	5	-	-	8	-	-	-	-
550 Jr. Footlight™	4-4.5	5	5	-	8	7	-	-	-	-
	5	5	5	3	8	7	7	-	-	-
	5.5	5	5	3	7	7	7	-	-	-
	6-7.5	5	3	3	7	7	7	-	-	-
	8-9	5	3	2	7	6	6	-	-	-
	9.5-10	3	2	2	7	6	6	-	-	-
	10.5	-	2	1	-	6	6	-	-	-
11	-	2	1	-	6	6	-	-	-	
550A Jr. Footlight™	11.5-12	-	1	1	-	6	6	-	-	-
561 Tap Jr. Footlight™	4-5.5	-	4	-	-	7	-	-	-	-
	6-7	-	5	-	-	7	-	-	-	-
	7.5	-	5	-	-	6	-	-	-	-
	8-11	-	3	-	-	6	-	-	-	-
	4-7.5	-	-	5	-	-	8	-	-	-
	8-11	-	-	5	-	-	7	-	-	-
650 Student Footlight™ and 750 Jr. Footlight™ T-Strap	4	-	4	-	-	8	-	-	-	-
	4.5	-	4	-	8	8	-	-	-	-
	5-7	-	4	5	8	8	8	-	-	-
	7.5-8	-	5	5	8	7	7	-	-	-
	8.5	-	5	5	8	6	7	-	-	-
	9-10	-	5	5	7	6	7	-	-	-
	10.5-11	-	5	5	-	6	7	-	-	-
11.5-12.5	-	5	3	-	6	6	-	-	-	
653 Manhattan and 657 Manhattan Xtreme	4	-	4	-	-	8	-	-	-	-
	4.5	-	4	-	8	8	-	-	-	-
	5-7	-	4	5	8	8	8	-	-	-
	7.5-8	-	5	5	8	7	7	-	-	-
	8.5	-	5	5	8	6	7	-	-	-
	9-10	-	5	5	7	6	7	-	-	-
	10.5-11	-	5	5	-	6	7	-	-	-
700 T-Strap	4-4.5	-	4	4	8	8	8	-	-	-
	5-6.5	-	5	5	8	8	8	-	-	-
	7-9	-	5	5	8	8	7	-	-	-
	9.5-10	-	5	5	8	7	7	-	-	-
CHORUS Chorus	5-7.5	-	2	2	-	7	7	-	-	-
	8-10	-	1	2	-	6	6	-	-	-
K360 Character/Tap Oxford	6-7.5	-	2	2	-	-	-	-	2	2
	8-10	-	1	1	-	-	-	-	1	1
K360A Character/Tap Oxford	10.5-12.5	-	1	1	-	-	-	-	1	1
831C Cassie Jr.	12.5-3	-	5	5	-	6	6	-	-	-
831 Cassie Jr. and 830 Cassie	4-4.5	-	4	4	-	6	6	-	-	-
	5-6.5	-	3	3	-	6	6	-	-	-
	7-11.5	-	2	2	-	6	6	-	-	-
	12	-	1	1	-	6	6	-	-	-

Size charts are for general fitting only. Product fit is subjective to the individual and will vary according to individual products.

# Fit Guides - Bodywear

## Children's (C)

	Toddler (T)		Small (S)		Intermediate (I)		Medium (M)	
	IN	CM	IN	CM	IN	CM	IN	CM
Chest	20-21	50.8-53.3	22-23	55.9-58.4	24-25	61-63.5	26-28	66-71.1
Waist	19-20	48.3-50.8	20-21	50.8-53.3	21-23	53.3-58.4	23-25	58.4-63.5
Hips	21-23	53.3-58.4	23-25	58.4-63.5	25-27	63.5-68.6	27-29	68.6-73.7
Girth	35-38	88.9-96.5	39-42	99-106.7	43-46	109.2-116.8	47-50	119.4-127
US Size	2-4		4-5		6-6X		7-8	

## Tweens' (T)

	Large (L)		Extra Large (XL)	
	IN	CM	IN	CM
Chest	29-31	73.7-78.7	33-35	83.8-88.9
Waist	26-28	66-71.1	30-32	76.2-81.3
Hips	30-32	76.2-81.3	34-36	86.4-91.4
Girth	50-53	127-134.6	53-56	134.6-142.2
US Size	10-12		14-16	

## Boys' (B)

	Extra Small (XS)		Small (S)		Medium (M/YM)	
	IN	CM	IN	CM	IN	CM
Chest	24-26	61-66	26-28	66-71.1	28-30	71.1-76.2
Waist	20-22	50.8-55.9	22-24	55.9-61	24-26	61-66
Hips	24-26	61-66	26-28	66-71.1	28-30	71.1-76.2
Girth	42-45	106.7-114.3	45-48	114.3-121.9	48-51	121.9-129.5
Inseam	28	71.1	29	73.7	30	76.2

	Large (L/YL)		Extra Large (XL)	
	IN	CM	IN	CM
Chest	30-32	76.2-81.3	32-34	81.3-86.4
Waist	26-28	66-71.1	28-30	71.1-76.2
Hips	30-32	76.2-81.3	32-34	81.3-86.4
Girth	51-54	129.5-137.2	54-57	137.2-144.8
Inseam	31	78.7	32	81.3

## Unisex Children's (UC)

	Toddler (T)		Small (S)		Intermediate (I)		Medium (M)	
	IN	CM	IN	CM	IN	CM	IN	CM
Chest	20-21	50.8-53.3	22-24	55.9-61	24-26	61-63.5	26-28	66.04-71.1
Waist	19-20	48.3-50.8	20-21	50.8-53.3	21-23	53.3-58.4	23-25	58.4-63.5
Hips	21-23	53.3-58.4	24-26	61-66	26-28	66-71.1	28-30	71.1-76.2
Back Length	15-15½	38.1-39.4	19-19½	48.3-49.5	19½-20	49.5-50.8	20-20½	50.8-52.1
Sleeve Length	18-18½	45.7-47	20-20½	50.8-52	20½-21	52-53.3	21-21½	53.3-54.6

	Large (L)		Extra Large (XL)	
	IN	CM	IN	CM
Chest	28-30	71.1-76.2	30-32	76.2-81.3
Waist	26-28	66-71.1	28-30	71.1-76.2
Hips	30-32	76.2-81.3	32-34	81.3-86.4
Back Length	20½-21	52.1-53.3	21-21½	53.3-54.6
Sleeve Length	21½-22	54.6-55.9	22-22½	55.9-57.2

Size charts are for general fitting only. Product fit is subjective to the individual and will vary according to individual products.

# Fit Guides - Bodywear

## Adults' (W)

	Extra Small (XS)		Small (S)		Medium (M)		Large (L)	
	IN	CM	IN	CM	IN	CM	IN	CM
Bust	30-32	76.2-81.3	32-34	81.2-86.4	34-36	86.4-91.4	36-38	91.4-96.5
Waist	22-24	55.8-61	24-26	61-66	26-28	66-71.1	28-30	71.1-76.2
Hips	32-34	81.3-86.4	35-37	89-94	37-39	94-99.1	39-41	99.1-104.1
Girth	54-56	137.2-142.2	57-59	144.8-49.9	59-61	149.9-154.9	61-63	154.9-160
US Size	2-4		4-6		8-10		10-12	

	Extra Large (XL)		1X		2X		3X	
	IN	CM	IN	CM	IN	CM	IN	CM
Bust	39-41	99-104.1	42-46	106-116.8	46-50	116.8-127	50-54	127-137.2
Waist	31-33	78.7-83.8	35-39	89-99.1	39-43	99.1-109.2	43-47	109.2-119.4
Hips	41-43	104.1-109.2	45-49	114.3-124.4	49-53	124.4-134.6	53-57	134.6-144.8
Girth	62-65	157.5-165.1	66-69	167.6-175.2	69-72	175.2-182.8	72-75	182.8-190.5
US Size	14-16		16-18		18-20		20-22	

## Men's (M)

	Extra Small (XS)		Small (S)		Medium (M)		Large (L)	
	IN	CM	IN	CM	IN	CM	IN	CM
Bust/Chest	31-33	78.7-83.8	33-35	83.8-88.9	35-37	88.9-94	37-39	94-99
Waist	26-28	66-71.1	28-30	71.1-76.2	30-32	76.2-81.3	32-34	81.3-86.4
Hips	31-33	78.7-83.8	33-35	83.8-88.9	35-37	88.9-94	37-39	94-99
Girth	55-58	139.7-147.3	58-61	147.3-154.9	61-64	154.9-162.6	64-67	162.6-170.2
Inseam	31	78.7	32	81.3	33	83.8	34	86.4

	Extra Large (XL)		Extra Extra Large (XXL)	
	IN	CM	IN	CM
Bust/Chest	39-41	99-104.1	41-43	106.7-111.8
Waist	34-36	86.4-91.4	36-38	91.4-96.5
Hips	39-41	99-104.1	41-43	104.1-109.2
Girth	67-70	170.2-177.8	70-73	177.8-185.4
Inseam	35	88.9	36	91.4

## Unisex Adults' (U)

	Extra Small (XS)		Small (S)		Medium (M)		Large (L)	
	IN	CM	IN	CM	IN	CM	IN	CM
Bust/Chest	31-33	78.7-83.8	33-35	83.8-88.9	35-37	88.9-94	37-39	94-99
Waist	26-28	66-71.1	28-30	71.1-76.2	30-32	76.2-81.3	32-34	81.3-86.4
Hips	31-33	78.7-83.8	33-35	83.8-88.9	35-37	88.9-94	37-39	94-99
Back Length	22½-23	57.2-58.4	23-23½	58.4-59.7	23½-24	59.7-61	24-24½	61-62.2
Sleeve Length	25½-26	64.7-66	26-26½	66-67.3	26½-27	67.3-68.6	27-27½	68.6-69.8

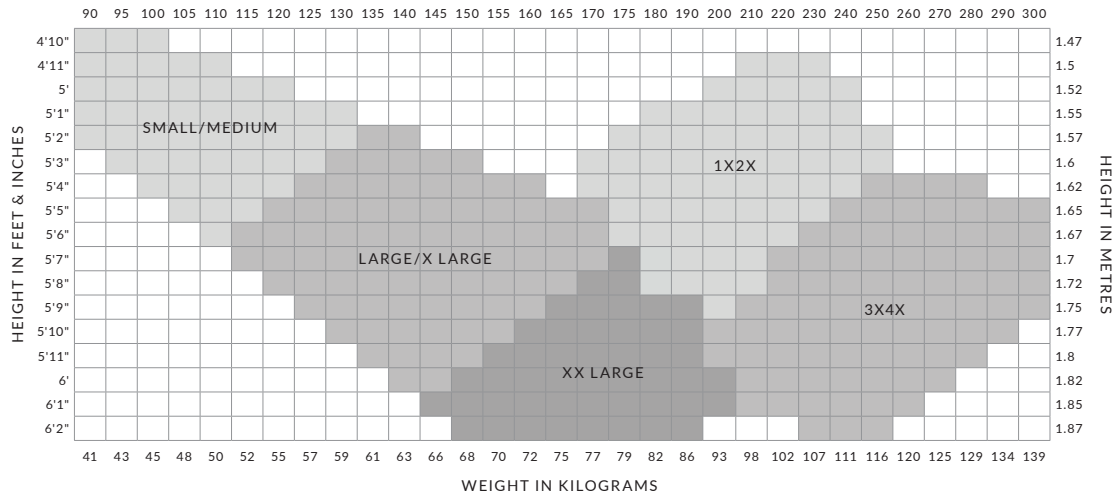
	Extra Large (XL)		1X		2X	
	IN	CM	IN	CM	IN	CM
Bust/Chest	39-41	99-104.1	41-43	106.7-111.8	43-45	109.2-114.3
Waist	34-36	86.4-91.4	36-38	91.4-96.5	38-40	96.5-101.6
Hips	39-41	99-104.1	41-43	104.1-109.2	43-45	104.1-114.3
Back Length	24½-25	62.2-63.5	25-25½	63.5-64.7	25½-26	64.7-66
Sleeve Length	27½-28	69.8-71.1	28-28½	71.1-72.4	28½-29	72.4-73.6

Size charts are for general fitting guidance only. Product fit is subjective to the individual and will vary depending on product style.

# Fit Guides - Tights

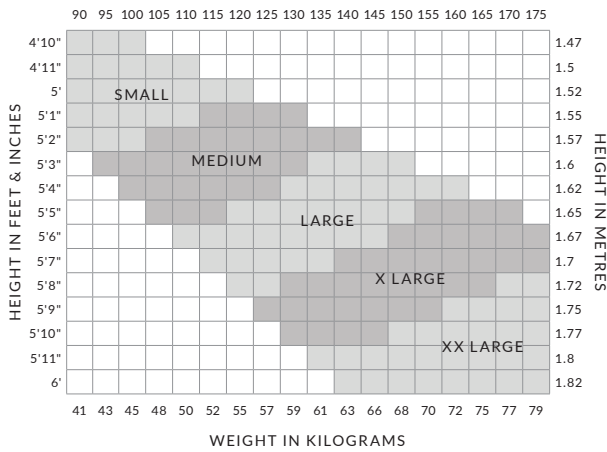
## ADULTS' Ultra Soft™

WEIGHT IN POUNDS



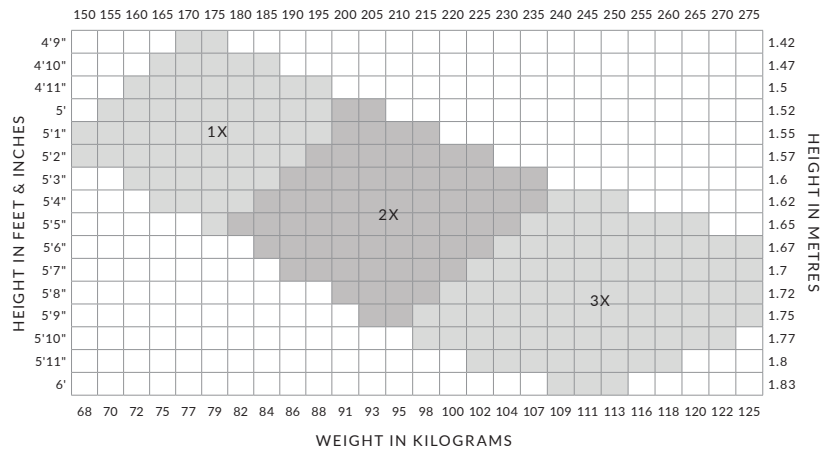
## ADULTS' Hold & Stretch®, Ultra Shimmery

WEIGHT IN POUNDS



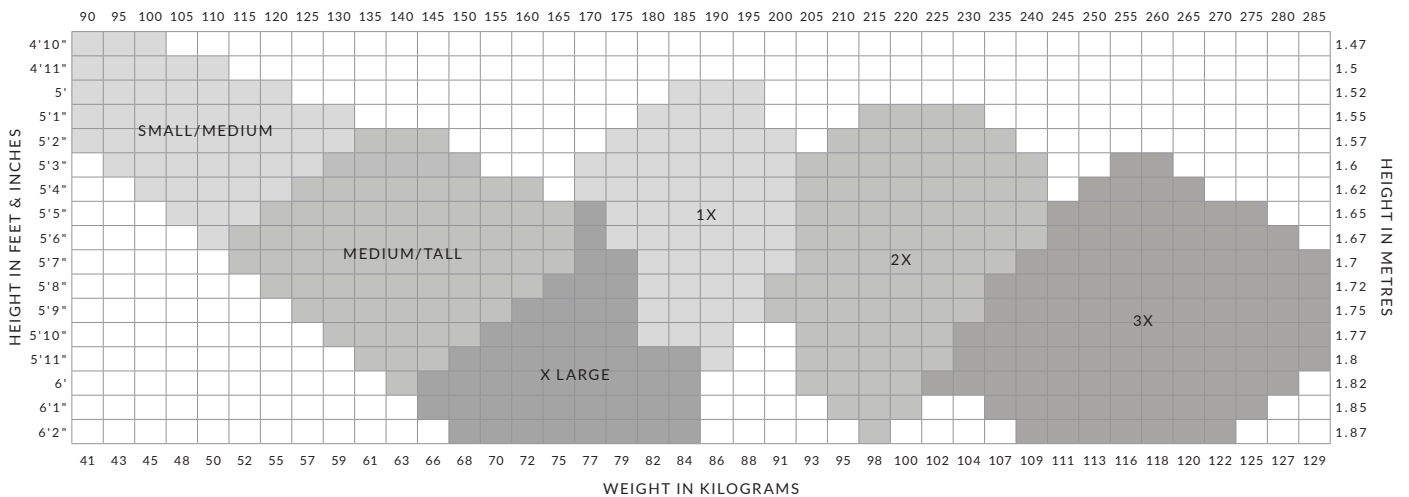
## ADULTS' Hold & Stretch® Plus

WEIGHT IN POUNDS



## ADULTS' Professional Fishnet

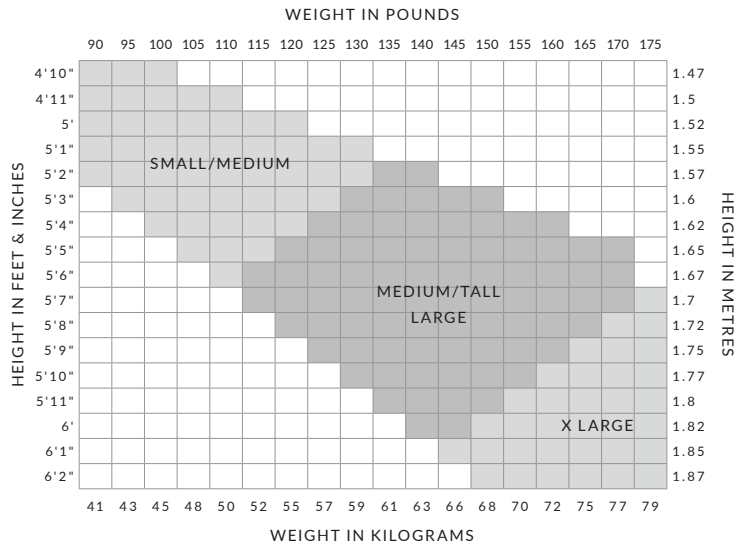
WEIGHT IN POUNDS



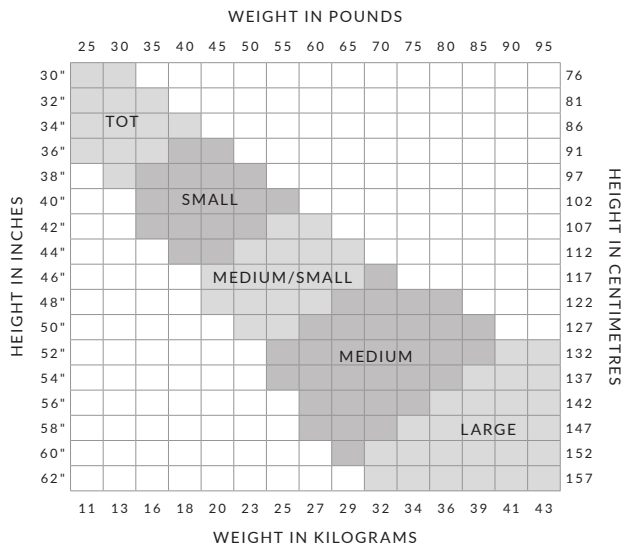
Size charts are for general fitting only. Product fit is subjective to the individual and will vary according to individual products.

# Fit Guides - Tights

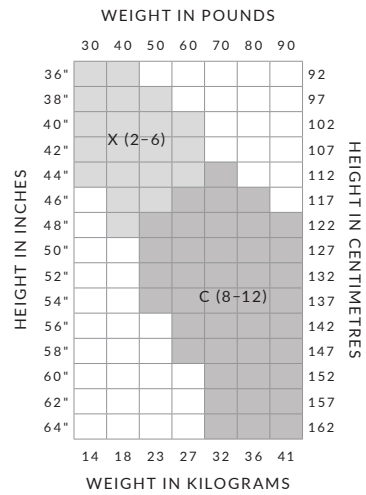
## ADULTS' Essentials, Mesh, Professional Mesh, Studio Basics



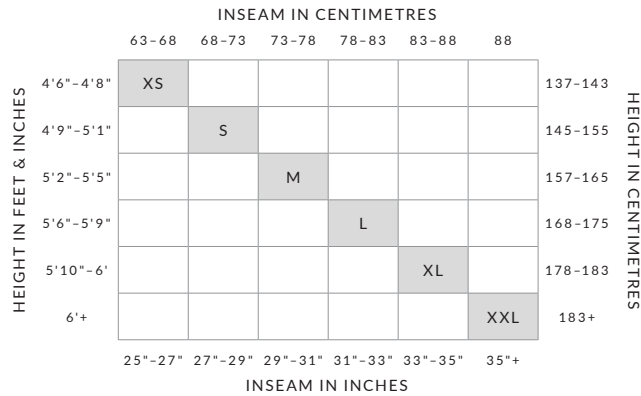
## CHILDREN'S Classic Mesh, Hold & Stretch®, Professional Fishnet, Ultra Shimmery



## CHILDREN'S Essentials, Mesh, Professional Mesh, Studio Basics, Studio Basics Fishnet, Ultra Soft™



## MEN'S



Size charts are for general fitting only. Product fit is subjective to the individual and will vary according to individual products.