


Caiman® Smooth

Smooth | 6'8"

Patented INP Sticking



Caiman® Smooth | Smooth | 6'8"

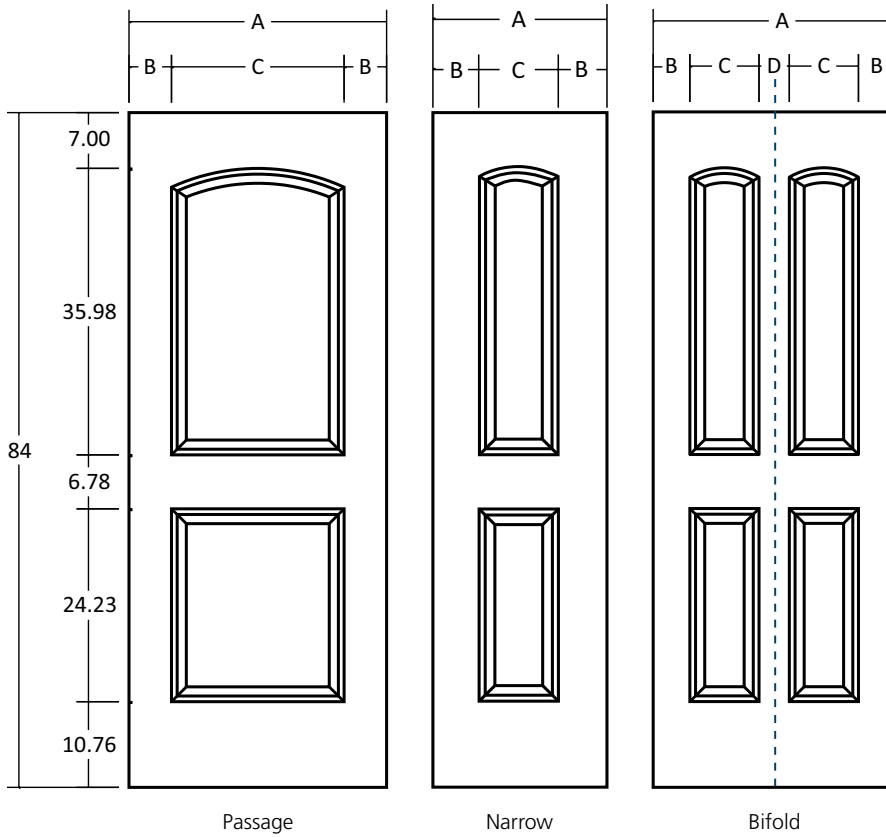
Molded Door Design (Door Facing) Sizes. Overall length and width dimensions +/- 1/16".

Nominal	A	B	C	D
36	36.375	6.340	23.695	--
34	34.375	6.340	21.695	--
32	32.375	5.340	21.695	--
30	30.375	5.340	19.695	--
28	28.375	5.340	17.695	--
26	26.375	5.340	15.695	--
24	24.375	4.340	15.695	--
22	22.375	3.340	15.695	--
20	20.375	4.208	11.960	--
18	18.375	3.208	11.960	--
16	16.375	4.648	7.080	--
15	15.375	4.148	7.080	--
14	14.375	3.648	7.080	--
12	12.375	2.648	7.080	--
18/18 B'	36.375	6.600	9.090	4.995
16/16 B'	32.375	4.600	9.090	4.995
15/15 B'	30.375	3.600	9.090	4.995
14/14 B'	28.375	2.600	9.090	4.995
12/12 B	24.375	3.490	6.790	3.815

*Supplied as 15/18 B skin.

Please Note: These images are for illustration purposes only and are not made to scale.


Dimensions may vary by design or manufacturing facility, please contact JELD-WEN for dimensional clarifications.



Caiman® Smooth

Smooth | 7'0"

Patented INP Sticking



Caiman® Smooth | Smooth | 7'0"

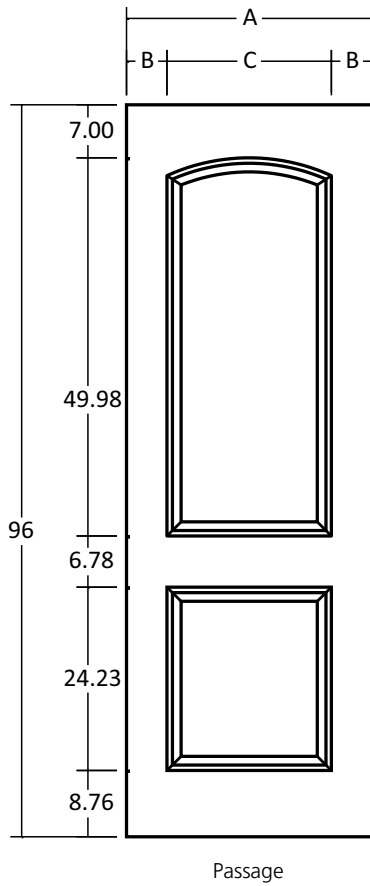
Molded Door Design (Door Facing) Sizes. Overall length and width dimensions +/- 1/16".

Nominal	A	B	C	D
36	36.375	6.340	23.695	--
34	34.375	6.340	21.695	--
32	32.375	5.340	21.695	--
30	30.375	5.340	19.695	--
28	28.375	5.340	17.695	--
26	26.375	5.340	15.695	--
24	24.375	4.340	15.695	--
22	22.375	3.340	15.695	--
20	20.375	4.208	11.960	--
18	18.375	3.208	11.960	--
16	16.375	4.648	7.080	--
15	15.375	4.148	7.080	--
14	14.375	3.648	7.080	--
12	12.375	2.648	7.080	--
18/18 B'	36.375	6.600	9.090	4.995
16/16 B'	32.375	4.600	9.090	4.995
15/15 B'	30.375	3.600	9.090	4.995
14/14 B'	28.375	2.600	9.090	4.995
12/12 B	24.375	3.490	6.790	3.815

*Supplied as 15/18 B skin.

Please Note: These images are for illustration purposes only and are not made to scale.


Dimensions may vary by design or manufacturing facility, please contact JELD-WEN for dimensional clarifications.



Caiman® Smooth

Smooth | 8'0"

Patented INP Sticking



Caiman® Smooth | Smooth | 8'0"

Molded Door Design (Door Facing) Sizes. Overall length and width dimensions +/- 1/16".

Nominal	A	B	C	D
36	36.375	6.340	23.695	--
34	34.375	6.340	21.695	--
32	32.375	5.340	21.695	--
30	30.375	5.340	19.695	--
28	28.375	5.340	17.695	--
26	26.375	5.340	15.695	--
24	24.375	4.340	15.695	--
22	22.375	3.340	15.695	--
20	20.375	4.208	11.960	--
18	18.375	3.208	11.960	--

Please Note: These images are for illustration purposes only and are not made to scale.
Dimensions may vary by design or manufacturing facility, please contact JELD-WEN for dimensional clarifications.