

# Multi-Drug of Abuse Urine Test

## INSTRUCTIONS FOR USE

**One Step Assay**  
**Rapid Visual Results**  
**For Qualitative In Vitro Diagnostic Use**

### INTENDED USE

The Multi-Drug of Abuse Urine Test is a rapid, qualitative immunoassay for screening potential abuse of one or more drugs. This device detects any combination of up to twelve drugs or drug metabolites at or above the specified cut-off levels. This device is for health care professional use only.

Canada: In Canada this test is approved for laboratory use only.

Abbreviation	Parameter	Calibrator	Cutoff
AMP	Amphetamine	d-Amphetamine	1,000 ng/mL
AMP300*	Amphetamine	d-Amphetamine	300 ng/mL
BAR****	Barbiturates	Secobarbital	200 ng/mL
BUP	Buprenorphine	Buprenorphine/ Norbuprenorphine	10 ng/mL**
BZD****	Benzodiazepines	Oxazepam	300 ng/mL
COC	Cocaine	Benzoyllecgonine	300 ng/mL
COC150*	Cocaine	Benzoyllecgonine	150 ng/mL
MET	Methamphetamine	d-Methamphetamine	1,000 ng/mL
MET500*	Methamphetamine	d-Methamphetamine	500 ng/mL
MET300*	Methamphetamine	d-Methamphetamine	300 ng/mL
MOR/OPI2000	Morphine/Opiates	Morphine	2,000 ng/mL
MOR/OPI300*	Morphine/Opiates	Morphine	300 ng/mL
MTD	Methadone	Methadone	300 ng/mL
OXY***	Oxycodone	Oxycodone	100 ng/mL
PCP	Phencyclidine	Phencyclidine	25 ng/mL
PPX	Propoxyphene	d-Norpropoxyphene	300 ng/mL
TCA****	Tricyclic Antidepressants	Nortriptyline	1,000 ng/mL
THC	Marijuana/Hashish	11-nor- $\Delta^9$ -THC-9-COOH	50 ng/mL
XTC	MDMA (Ecstasy)	Methylenedioxy- methamphetamine	500 ng/mL

\* Non-SAMHSA levels.

\*\* Combined concentration of buprenorphine and norbuprenorphine.

\*\*\* SAMHSA has not recommended screening cutoff levels for positive specimens.

\*\*\*\* BAR, BZD and TCA tests will yield preliminary positive results when BAR, BZD or TCA are ingested at or above therapeutic doses. There are no uniformly recognized drug levels for barbiturate, benzodiazepines or tricyclic antidepressants in urine. The Multi-Drug of Abuse Urine Test shows whether drug was present at the cutoff level.

This device provides only a preliminary result. A more specific alternate chemical method must be used in order to obtain a confirmed analytical result. Gas chromatography/mass spectrometry (GC/MS) or high performance liquid chromatography (HPLC) are the preferred confirmatory methods. Clinical consideration and professional judgment should be applied to any drug of abuse test result, particularly when preliminary positive results are obtained.

### SUMMARY

#### Amphetamine (AMP and AMP300)

The detection of amphetamines in human urine has been widely used to assess abuse. Amphetamines are central nervous system stimulating drugs. They may induce alertness, wakefulness, increased energy, reduced hunger and an overall feeling of well-being. Overdose and extended usage of amphetamines may lead to substance abuse, which may cause severe and/or permanent damage to the human nervous system. Amphetamines appear in the urine within three hours after administration (any route), and remain present for approximately 24-48 hours after the last dose.

#### Barbiturates (BAR)

Barbiturates are central nervous system depressants and are used as hypnotic sedatives. Overdose and extended usage of barbiturates may lead to severe and/or permanent damage to the human nervous system. Barbiturates are classified as (1) ultra-short, (2) short-intermediate, and (3) long-acting. The duration range of ultra short-acting compounds (secobarbital, pentobarbital, etc.) is from fifteen (15) minutes to six (6) hours. The duration range of intermediate-acting compounds (amobarbital, etc.) is from three (3) to twenty-four (24) hours. The duration range of long-acting compounds (phenobarbital, etc.) is from fifteen (15) to forty-eight (48) hours.

The most commonly abused barbiturates are short- and intermediate-acting agents. The long-acting agents are rarely subject to abuse. Barbiturate derivatives are excreted into urine in varying amounts of unchanged drug and metabolites. Long-acting barbiturates are excreted with a higher percentage of unchanged drug in the urine, while shorter-acting barbiturates are extensively metabolized and excreted in the urine with a smaller percentage of unchanged drug.

#### Buprenorphine (BUP)

Buprenorphine is an analgesic drug, and is also used in heroin substitution and detoxification treatment. Due to increased medical use, it also appears on the black market as an illicit drug, and fatalities have occurred when used in combination with other drugs.

Buprenorphine is administered clinically by intravenous, intramuscular or sublingual routes. Buprenorphine is metabolized by N-dealkylation to form the pharmacologically active compound norbuprenorphine. Both buprenorphine and

norbuprenorphine are also glucuronidated to the clinically inactive conjugates buprenorphine-3- $\beta$ -d-glucuronide and norbuprenorphine-3- $\beta$ -d-glucuronide. Buprenorphine and its metabolites are eliminated mainly in the feces (68%), with a smaller proportion excreted in urine (27%) over the course of several days. It has been reported that urine samples taken from patients who received treatment for 2 weeks with 4 mg of buprenorphine daily (sublingually) showed buprenorphine concentrations ranging from 54 to 260 ng/mL 24 hours after each dose. Another study found that the concentrations of unconjugated buprenorphine and unconjugated norbuprenorphine in urine samples collected 10 hours after a single intramuscular injection of 0.3 mg buprenorphine were 500 pg/mL and 2 ng/mL, respectively.

The concentration of the metabolite norbuprenorphine is usually higher than buprenorphine. The median ratio of buprenorphine to norbuprenorphine is dependent on the time between sampling and dose intake. It has been reported that in suspected abusers, the concentration range for unconjugated buprenorphine was 2.3 - 796 ng/mL, and 5 - 2,580 ng/mL for unconjugated norbuprenorphine. It was also found that the concentration of free buprenorphine and norbuprenorphine in urine may be relatively small (<1 ng/mL) if taken in clinically administered doses, but can reach up to 20 ng/mL if abused.

#### Benzodiazepines (BZD)

Benzodiazepines, including alprazolam, diazepam, lorazepam, triazolam, chlordiazepoxide, flurazepam and temazepam are sedative, hypnotic and anti-anxiety drugs commonly used as tranquilizers. Most benzodiazepines are extensively metabolized in the liver and excreted in the urine as metabolites. Benzodiazepines have a low potential for physical or psychological dependence. However, as with other central nervous system-stimulating drugs, they may induce drowsiness and muscle relaxation. Chronic abuse of benzodiazepines may result in intoxication, similar to drunken behavior. Overdose and extended usage of benzodiazepines may lead to coma and possibly death. Benzodiazepines may remain effective for 4-8 hours. The members of the benzodiazepine family are absorbed at different rates and their effects may vary with the absorption rate. They are excreted in the urine primarily as their parent compounds or as inactive metabolites (e.g. oxazepam glucuronide) that are only detectable for one (1) to two (2) days. Oxazepam, a common metabolite of many benzodiazepines that is also a marketed drug (Serax), may remain detectable in urine for up to one week, making it a useful marker for benzodiazepine abuse.

#### Cocaine (COC and COC150)

Cocaine is a nervous system stimulant that can be addictive. Cocaine may appear in urine for only a few hours after use, whereas benzoyllecgonine, a hydrolytic degradation product of cocaine, may be detectable in urine for over 2 days after cocaine use. Therefore the detection of benzoyllecgonine in human urine is widely used to evaluate cocaine usage.

#### Methamphetamine (MET, MET500 and MET300)

Methamphetamine overdose causes restlessness, confusion, anxiety, hallucinations, cardiac arrhythmias, hypertension, hyperthermia, circulatory collapse, convulsions and coma. Methamphetamine has been implicated in fatal poisonings following both intravenous and oral administration. Chronic abusers may develop paranoid psychosis. d-Methamphetamine (d-desoxyephedrine, Desoxyn, Methedrine) is the N-methyl derivative of amphetamine, utilized in the treatment of obesity. Methamphetamine is administered by oral or nasal insufflation, or by intravenous injection, with a duration of 2-4 hours. Methamphetamine undergoes some N-demethylation to amphetamine, its major active metabolite. In normal conditions, up to 43% of a dose is eliminated, with about 4-7% as amphetamine. In acidic urine, up to 76% is found as unchanged drug and 7% as amphetamine in 24 hours, whereas in alkaline urine the corresponding values are 2% and less than 0.1%. Methamphetamine urine concentrations of 0.5-4.0 mg/L are commonly observed during the first 24 hours after ingestion of 10 mg. Methamphetamine concentrations of 24-333 mg/L (mean value 142) have been observed in the urine of methamphetamine abusers.

#### Morphine/Opiates (MOR/OPI2000 and MOR/OPI300)

Morphine is a popular marketed drug for treatment of moderate to severe pain. It is also a common metabolite of opiates [morphine, codeine (methyl-morphine), and heroin (a semi-synthetic derivative of morphine)]. Opiates are administered by smoking, intravenous injection, intramuscular injection or oral ingestion. Adverse or toxic effects of opiates usage include pupillary constriction, constipation, urinary retention, nausea, vomiting, hypothermia, drowsiness, dizziness, apathy, confusion, respiratory depression, hypotension, cold and clammy skin, coma and pulmonary edema. Death may occur following an overdose.

The duration of effect of morphine is 3-6 hours. Morphine is metabolized extensively, with only 2-12% excreted as unchanged morphine in the urine. Heroin is rapidly metabolized to morphine in the body; the pattern of urinary excretion of heroin is similar to that of morphine. Codeine is also extensively metabolized, with 10-15% of the dose demethylated to form morphine and norcodeine. It has been reported that unchanged morphine may remain detectable in urine for up to one week, which makes morphine a useful marker of opiates abuse.

#### Methadone (MTD)

Methadone, also marketed as Dolophine, Methadose and Amidone, possesses many of the pharmacologic properties of morphine and is approximately equipotent as an analgesic when administered parenterally. Unlike morphine, however, methadone

# Multi-Drug of Abuse Urine Test

produces marked sedative effects with repeated administration as a result of drug accumulation. Methadone has been used as a major substitute for opiates such as heroin, morphine, and codeine in drug maintenance treatment clinics. It is administered either orally or by intravenous or intra-muscular injection. The duration of effect of methadone is 12-24 hours. Its major urinary excretion products are methadone, EDDP (2-ethylidene-1,5-dimethyl-3,3-diphenylpyrrolidine), and EMDP (2-ethyl-5-methyl-3,3-diphenylpyrrolidine). The percentage of methadone excreted unchanged in urine is 5-50% over 24 hours, much higher than that of EDDP and EMDP. Large individual variations in the percentage of unchanged methadone excreted in urine have been observed due to urine pH, urine volume, dose and rate of metabolism. Methadone has been found in urine at levels higher than 1,000 ng/mL 24 hours after an overdose. Therefore the concentration of methadone in human urine has been used as a marker of methadone abuse.

## Oxycodone (OXY)

Oxycodone is a semi-synthetic opioid with a structure similar to codeine. It is prescribed for the relief of moderate to severe pain. Like all opiate agonists, oxycodone provides pain relief by acting on opioid receptors in the spinal cord, brain, and possibly directly in the affected tissues. Oxycodone is a central nervous system depressant that may cause drowsiness, dizziness, lethargy, weakness and confusion. Toxicity in an overdose of oxycodone can lead to stupor, coma, muscle flaccidity, severe respiratory depression, hypotension and respiratory arrest.

Oxycodone is metabolized by demethylation into oxymorphone and noroxycodone. After a single 5 mg oral dose, 13-19% of oxycodone is excreted unchanged in a 24-hour urine collection. The time window for detection of oxycodone in urine is expected to be similar to that of other opioids such as morphine.

## Phencyclidine (PCP)

Phencyclidine (PCP), also called Angel Dust, Hog and Killer Weed, is a popular drug of abuse, as well as a legitimate veterinary tranquilizer. It is self-administered by smoking, nasal insufflation, intravenous injection or oral ingestion. Its duration of effect is 2-4 hours, and psychosis may last for weeks. PCP has three major metabolites; however, the percentage excreted unchanged in urine after an intravenous dose is 30-50% over 72 hours. Only 2% is excreted in feces. On average, 77% of an intravenous dose is excreted in urine and feces over 10 days. Therefore, PCP in human urine has been used as a marker for PCP abuse. Concentrations of unchanged drug in the urine of ambulatory PCP users are usually between 0.04 and 3.4 mg/L.

## Propoxyphene (PPX)

Propoxyphene is a prescription drug for the relief of pain. Propoxyphene hydrochloride (Darvon, Dolene) is available in 32mg and 65mg capsules; propoxyphene napsylate (Darvon-N) is available in 100mg tablets or as a suspension. Propoxyphene is structurally related to methadone. As with many opioids, overdose can affect the brain region and cause euphoria. The progressive symptomatology of propoxyphene includes analgesia, stupor, respiratory depression and coma. The half-life of propoxyphene is 8-24 hours. Following oral administration, propoxyphene reaches its peak in 1 to 2 hours. There is great variability between subjects in the rate of clearance. The percentage of excreted unchanged propoxyphene in urine is less than 1%. The major metabolite of propoxyphene is norpropoxyphene. Therefore, the detection of norpropoxyphene is widely used for the testing of propoxyphene abuse. The half-life of norpropoxyphene is about 30 hours, and its accumulation with repeated doses may be responsible for some of the toxicity observed.

## Tricyclic Antidepressants (TCA)

Tricyclic antidepressants (TCA) are antidepressant drugs that contain three fused rings in their chemical structure. TCA can be taken orally or intramuscularly. The progressive symptomatology of TCA includes agitation, confusion, hallucinations, hypertonicity, seizures and EKG changes. The half-life of TCA varies from a few hours to a few days. Commonly used tricyclic antidepressants are excreted with a very low percentage of unchanged drug in the urine, less than 1%. Therefore, the detection of TCA or its metabolites in human urine has been used to screen for abuse of TCA.

## Marijuana (THC)

Tetrahydrocannabinols (THC,  $\Delta^9$ -THC,  $\Delta^1$ -THC) are the most active principal constituents and the major metabolites of cannabinoids such as marijuana and hashish. Cannabinoids have been used as central nervous system depressants. Overdose and extended usage of cannabinoids may lead to substance abuse, which may cause severe and/or permanent damage to the human nervous system. The detection of THC in human urine is widely used to evaluate the abuse of cannabinoids.

## MDMA (XTC)

MDMA is an abbreviation of the chemical methylenedioxymethamphetamine. It is also known by street names such as Ecstasy, X, XTC, E, Love Doves, Clarity, Adam, Disco Biscuits and Shamrocks. MDMA is a stimulant with hallucinogenic tendencies. It is described as an empathogen since it releases mood-altering chemicals such as L-dopa in the brain and may generate feelings of love and friendliness. MDMA is a class A drug, in the same category as heroin and cocaine. The adverse effects of MDMA use include elevated blood pressure, hyperthermia, anxiety, paranoia and insomnia. Overdoses of MDMA can be fatal, often resulting in heart failure or heat stroke.

MDMA belongs to a family of manmade drugs; its relatives are MDA (methylenedioxyamphetamine), the parent drug of MDMA, and MDEA (methylenedioxyethylamphetamine), also known as EVE. Both exhibit amphetamine-like effects. MDMA is administered either by oral ingestion or intravenous injection. MDMA tablets come in different sizes and colors, and often have logos such as

doves on them. The clinical dose is 50-100mg; the threshold toxic dose is 500mg. The effects of MDMA begin 30 minutes after use. They peak in an hour and last for 2-3 hours. Sixty five percent (65%) of MDMA is excreted unchanged in urine, and MDMA is detectable in urine for up to 3 days after use.

## PRINCIPLE OF THE PROCEDURE

The Multi-Drug of Abuse Urine Test consists of any combination of between one (1) to twelve (12) individual test strip(s) for the drug(s) being tested. The assay is a one-step lateral flow chromatographic immunoassay based on the principle of competition for limited antibody binding sites between a drug or drug metabolite(s) in the sample and a drug-protein conjugate immobilized on a porous membrane support.

During testing, urine migrates to the test area of the membrane by capillary action, mobilizing the colored antibody conjugates. The antibody conjugates then move along the membrane to the test area. In the absence of drug or if the drug concentration is below the cutoff limit in the sample, the colored conjugates attach to the respective drug antigen immobilized in the test line region, forming a colored band (T line). If drug is present in the sample, the drug or drug metabolite(s) compete for the limited antibody binding sites. If the drug concentration is at or above the cutoff limit, the drug will saturate all the binding sites of the antibody, preventing the attachment of the colored conjugates to the antigen in the test line area of the membrane. Therefore no colored line will form.

The control line (C line) serves as an internal quality control of the system. It should always appear as a colored band regardless of the presence of the drug.

## REAGENTS AND MATERIALS SUPPLIED

- 25 test devices, each sealed in a foil pouch with a desiccant (20 devices for 7-12 test panel)
- 1 package insert (instructions for use)

## MATERIALS REQUIRED BUT NOT PROVIDED

- Specimen collection container
- Timer
- External positive and negative controls

## PRECAUTIONS

- The instructions must be followed exactly to obtain accurate results.
- Do not open the sealed pouch until ready to conduct the assay.
- Do not use expired devices.
- Dispose of all specimens and used assay materials as potentially biohazardous.
- Do not use the device if you are colorblind.

## STORAGE AND STABILITY

- Store the product at room temperature 15-30°C (59-86°F). Each device may be used until the expiration date printed on the label if it remains sealed in its foil pouch.
- Do not freeze and/or expose this kit to temperatures over 30°C.

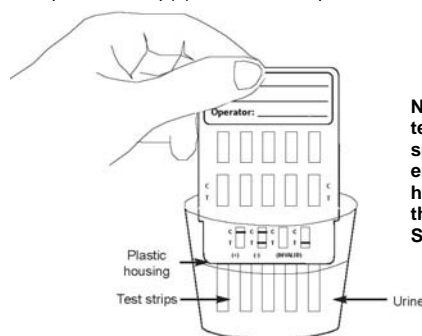
## SPECIMEN COLLECTION

- Each urine specimen must be collected in a clean container. Do not combine specimens.
- Specimens may be kept at 15-30°C (59-86°F) for 8 hours, at 2-8°C for up to 3 days and at -20°C or below for long term storage.

## ASSAY PROCEDURE

**IMPORTANT: YOU MUST EQUILIBRATE REFRIGERATED SPECIMENS TO ROOM TEMPERATURE BEFORE TESTING.**

1. Bring the test device in sealed pouch to room temperature.
2. Immediately before use, open the pouch.
3. Remove test device from the pouch.
4. Label device with specimen identification.
5. Remove the cap from the device.
6. Dip the test strip(s) into the urine specimen.



**Note: You must dip the test strip(s) into the specimen completely ensuring that the plastic housing remains above the specimen surface. See picture to the left.**

7. Start the timer.
8. Remove the device from the specimen when pink migration starts in the result window. It should take about 10-15 seconds.
9. Replace the cap back onto the device.



# Multi-Drug of Abuse Urine Test

- Set the device on a clean and level surface
- Read results at 4-7 minutes.

## INTERPRETATION OF RESULTS

Each test strip is labeled with an abbreviation for its target drug. For example, "COC" indicates a cocaine test. A complete list of abbreviations can be found in the Intended Use section on Page 1.

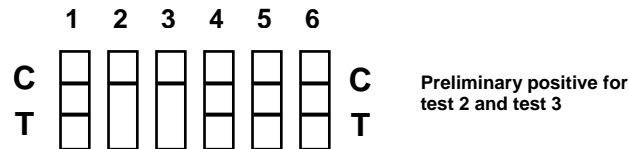
### IMPORTANT:

- Read each test independently.
- Do not compare the color intensity of one test to another.
- Do not compare the color intensity of the T line to the C line.
- Do not interpret results after 7 minutes.

### Preliminary Positive:

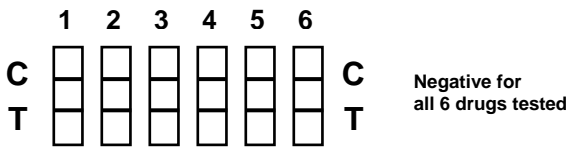
If the C line appears and there is no T line, the result is a preliminary positive for that drug. More than one test may be preliminary positive.

**Note:** Preliminary positive results should be confirmed with a more specific method. GC/MS or HPLC are the preferred confirmatory methods.



### Negative:

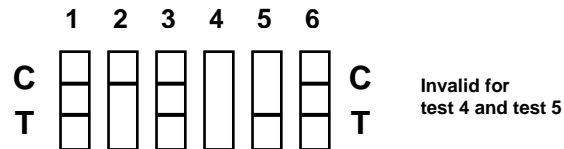
If both the C and T lines appear for a test, the result is negative for that drug. If both the C and T lines appear for all tests, the urine specimen is negative for all the drugs tested.



**Note:** Even a very faint T line is negative.

### Invalid:

If no C line develops within 4 minutes on any test strip, the result is invalid. In this case, do not report test results. Repeat the assay with a new device. If the result is still invalid, stop using the device and contact the manufacturer.



## QUALITY CONTROL

### Built-in Control Features:

Each test contains a built-in control feature, the C line. The presence of the C line indicates that an adequate sample volume was used and that the reagents migrated properly. If a C line does not form, the result is invalid. Review the procedure and repeat with a new device.

### External Quality Control:

Users should follow local guidelines concerning the running of external quality controls. SAMHSA recommends that the concentration of drug(s) in positive and negative controls be approximately 25% above and below the cutoff concentration of the assay.

## LIMITATIONS

- This kit is for professional *in vitro* diagnostic use only.
- This device provides only preliminary qualitative analytical test results. A more specific alternate method must be used to obtain a confirmed analytical result.
- This product is designed for testing human urine only.
- Adulterants such as bleach or other strong oxidizing agents may produce erroneous test results. If adulteration is suspected, collect a fresh specimen and repeat the procedure with a new device.
- Samples in which bacterial contamination is suspected should not be used. These contaminants may interfere with the test and cause false results.

## EXPECTED VALUES

This device is capable of detecting specific drugs and/or drug metabolites in human urine at or above the cutoff concentrations in the Intended Use section on page 1.

## PERFORMANCE CHARACTERISTICS

### Accuracy

A comparison study was performed at two physician's office laboratories (POL) and a reference laboratory. Samples were blind labeled and tested for each analyte (drug or drug metabolite). Each sample was tested at each site with the Multi-Drug of Abuse Urine Test and the results were compared to GC/MS or HPLC/MS results. The test results are grouped into drug free, below 75% cutoff (negative), above 125% cutoff (positive), between 75% cutoff and cutoff, between cutoff and 125% cutoff according to the analyte concentrations from GC/MS for all analytes except BUP and TCA, which were tested with HPLC/MS. Overall, this test exhibited more than 90% agreement with the selected analytical method for each analyte. The test results are tabulated below.

Method	Multi-Drug of Abuse Urine Test	GC/MS				Overall		
		Drug-free	Negative <75% Cutoff	75% Cutoff to Cutoff	Cutoff to 125% Cutoff		Positive >125% Cutoff	
AMP	1000	Positive	0	37	15	148		
		Negative	176	76	23	1	0	
		Total	176	76	60	16	148	476
		Agreement	100%	100%	38.3%	93.8%	100%	92%
AMP300	300	Positive	0	0	39	75		
		Negative	30	45	45	6	0	
		Total	30	45	45	45	75	240
		Agreement	100%	100%	100%	86.7%	100%	97.5%
BAR	200	Positive	0	0	27	140		
		Negative	200	12	20	1	0	
		Total	200	12	20	28	140	400
		Agreement	100%	100%	100%	96.4%	100%	99.8%
BZD	300	Positive	0	7	32	144		
		Negative	168	24	25	0	0	
		Total	168	24	32	32	144	400
		Agreement	100%	100%	78%	100%	100%	98.3%
COC	300	Positive	0	9	24	164		
		Negative	188	4	11	0	0	
		Total	188	4	20	24	164	400
		Agreement	100%	100%	55%	100%	100%	97.8%
COC150	150	Positive	0	2	42	75		
		Negative	30	45	43	3	0	
		Total	30	45	45	45	75	240
		Agreement	100%	100%	95.6%	93.3%	100%	97.9%
MET	1000	Positive	0	12	24	136		
		Negative	200	16	12	0	0	
		Total	200	16	24	24	136	400
		Agreement	100%	100%	50%	100%	100%	97%
MET500	500	Positive	0	6	24	152		
		Negative	220	36	22	16	0	
		Total	220	36	28	40	152	476
		Agreement	100%	100%	78.6%	60%	100%	95.4%
MET300	300	Positive	0	0	38	75		
		Negative	30	45	45	7	0	
		Total	30	45	45	45	75	240
		Agreement	100%	100%	100%	84.4%	100%	97.1%
MOR/OPI 300	300	Positive	0	13	24	136		
		Negative	180	12	11	0	0	
		Total	180	12	24	24	136	376
		Agreement	100%	100%	45.8%	100%	100%	96.5%
MOR/OPI 2000	2000	Positive	0	2	28	144		
		Negative	132	64	30	0	0	
		Total	132	64	32	28	144	400
		Agreement	100%	100%	93.8%	100%	100%	99.5%
MTD	300	Positive	0	10	36	144		
		Negative	192	18	0	0	0	
		Total	192	28	36	144	400	
		Agreement	100%	100%	64.3%	100%	100%	97.5%
OXY	100	Positive	0	3	40	75		
		Negative	30	45	42	5	0	
		Total	30	45	45	45	75	240
		Agreement	100%	100%	93.3%	88.9%	100%	96.7%
PCP	25	Positive	0	8	32	160		
		Negative	184	16	0	0	0	
		Total	184	24	32	160	400	
		Agreement	100%	100%	66.7%	100%	100%	98%
PPX	300	Positive	0	0	8	30		
		Negative	40	10	10	2	0	
		Total	40	10	10	10	30	100
		Agreement	100%	100%	100%	80%	100%	98%
THC	50	Positive	0	11	17	156		
		Negative	160	36	13	3	0	
		Total	160	36	24	20	156	396
		Agreement	100%	100%	54.2%	85%	100%	96.5%
XTC (MDMA)	500	Positive	0	2	9	10		
		Negative	40	10	9	0	0	
		Total	40	10	11	9	10	80
		Agreement	100%	100%	82%	100%	100%	97.5%

# Multi-Drug of Abuse Urine Test

Method		HPLC/MS					Overall
Drug	Cutoff (ng/mL)	Drug-free	Negative <75% Cutoff	75% Cutoff to Cutoff	Cutoff to 125% Cutoff	Positive >125% Cutoff	
BUP	10	Positive		0	1	18	19
		Negative		49	5	2	0
		Total		49	6	20	19
		Agreement		100%	83.3%	90%	100%
TCA	1000	Positive	0	0	2	8	12
		Negative	40	10	8	0	0
		Total	40	10	10	8	12
		Agreement	100%	100%	80%	100%	100%

## Reproducibility

The reproducibility of each test was determined by replicate assays of three different production lots with four levels of samples: Drug-free, 75% cutoff, 125% cutoff and 300% cutoff. For the AMP, AMP300, BUP, COC, COC150, MET500, MET300, MOR/OPI300, OXY, THC and XTC tests, the devices were run on three consecutive days, six replicates per day, for a total of eighteen tests for each control. For the BAR, BZD, MET, MOR/OPI2000, MTD, PCP, PPX and TCA tests, the devices were run on five consecutive days, five times per day, for a total of 25 assays for each control. The results indicate 100% precision for replicates within each lot and no appreciable inter-lot variation across three different lots of devices.

## Cross Reactivity

The cross reactivity of the device was evaluated by spiking drug free samples with structurally related compounds. Compounds producing positive responses are listed below.

Drug	Compound	Concentration (ng/mL)	Compound	Concentration (ng/mL)
AMP	l-Amphetamine	20,000	3,4-Methylenedioxy-amphetamine (MDA)	3,000
	d-l-Amphetamine	1,000		
AMP300	l-Amphetamine	20,000	3,4-Methylenedioxy-amphetamine (MDA)	3,000
	d-l-Amphetamine	300		
BAR	Amobarbital	250	Butalbital	200
	Barbital	250	Pentobarbital	250
	Butabarbital	300	Phenobarbital	200
BUP	Buprenorphine-3-β-d-glucuronide	750	Norbuprenorphine-3-β-d-glucuronide	30,000
	Nalorphine	100,000		
BZD	Alprazolam	300	Lorazepam	450
	Bromazepam	500	Lormetazepam	300
	Clobazam	1,500	Medazepam	300
	Clonazepam	500	Nitrazepam	250
	Desmethyldiazepam	300	Nordiazepam	400
	Diazepam	200	Prazepam	250
	Flurazepam	300	Triazolam	300
COC	Benzoyllecgonine	300	Isoxsuprine	1,500
COC150	Benzoyllecgonine	150	Isoxsuprine	1,500
MET	d-Amphetamine	50,000	3,4-Methylenedioxy-amphetamine (MDA)	50,000
	l-Amphetamine	10,000		
MET500	d-Amphetamine	50,000	3,4-Methylenedioxy-amphetamine (MDA)	50,000
	l-Amphetamine	10,000		
MET300	l-Methamphetamine	25,000		
	d-Amphetamine	50,000	3,4-Methylenedioxy-amphetamine (MDA)	50,000
	l-Amphetamine	10,000		
MOR/OPI 2000	l-Methamphetamine	25,000		
	Codeine	2,000	Meperidine	30,000
	Ethyl morphine	2,000	Morphine-6-glucuronide	3,000
MOR/OPI 300	Hydromorphone	2,500	6-Acetylmorphine	2,000
	Codeine	300	Meperidine	30,000
	Ethyl morphine	300	Morphine-6-glucuronide	500
MTD	Hydromorphone	400	Oxycodone	1,000
	6-Acetylmorphine	300		
	(-)-α-Acetylmethadol (LAAM)	1,000	(-)-α-Methadol	800
OXY	Ethyl morphine	100,000	Morphine	20,000
	Hydrocodone	100,000		
PCP	Methylphenidate	25,000	Tenocyclidine	2,000
	Pheniramine	25,000		
PPX	2-Ethyl-1,5-dimethyl-3,3-diphenylpyrrolidine (EDDP)	200,000	Methadone	1,350,000
			Norpropoxyphene	300
TCA	Amitriptyline	1,000	Nordoxepine	1,000
	Clomipramine	5,000	Perphenazine	75,000
	Cyclobenzaprine	1,500	Promazine	15,000
	Desipramine	800	Protriptyline	2,000
	Doxepin	3,000	Trimipramine	2,000
	Imipramine	800		
THC	Cannabinol	50	11-nor-Δ <sup>9</sup> -THC-9-COOH	10,000
	11-Hydroxy-Δ <sup>9</sup> -THC	100	Δ <sup>9</sup> -THC	10,000
XTC (MDMA)	Methylenedioxy-amphetamine (MDA)	2,000	Methylenedioxyethyl-amphetamine (MDEA)	1,000

## Interference

To determine the interference of structurally unrelated substances, various substances were tested in both drug-free urine pools and urine pools spiked with the cutoff level of each analyte.

The common substances listed in this table were found not to interfere with test results at a concentration of 100 µg/mL			
Acetaminophen	Atropine	Ethanol	Phenylpropanolamine
Acetylsalicylic acid	Benzoic acid	Lidocaine	Ranitidine
Amikacin	Caffeine	Methanol	Salicylic acid
Ampicillin	(+)-Chlorpheniramine	Oxalic acid	Thioniazine
Arterenal	Cortisone	Penicillin-G	Trifluoperazine
Aspirin			

Analyte	Concentration	Analyte	Concentration
Albumin	200 µg/mL	Hemoglobin	100 µg/mL
Bilirubin	100 µg/mL	Uric acid	100 µg/mL
Creatine	100 µg/mL	Vitamin C (l-Ascorbic acid)	100 µg/mL
Glucose	200 µg/mL		

Drug-free and spiked urine pools were tested with the Multi-Drug of Abuse Urine Test at various pH levels and specific gravities. pH ranges from pH 5 to pH 9 and specific gravity ranges from 1.002 – 1.035 g/mL did not affect the expected results in the study.

There is a possibility that other substances and/or factors not listed above (e.g., technical or procedural errors) may interfere with the test and cause false results.

## REFERENCES

- FDA, Premarket Submission and Labeling Recommendations for Drugs of Abuse Screening Tests--Draft Guidance for Industry and FDA Staff OIVD/DCTD 152 12/02/2003.
- Urine Testing for Drugs of Abuse. National Institute on Drug Abuse (NIDA): Research Monograph 73;1986.
- Baselt RC, Cravey RH, editors. Disposition of Toxic Drugs and Chemicals in Man. 4<sup>th</sup> ed. Davis (CA): Biomedical Publications;1995.
- Substance Abuse and Mental Health Services Administration, Department of Health and Human Services. Mandatory Guidelines for Federal Workplace Drug Testing Programs. Fed Regist. 1988;53:11970-11980.
- Department of Health and Human Services, Mandatory Guidelines for Federal Workplace Drug Testing Programs, Fed. Register. (69): 11970 (1988).
- Wilson J. Abused Drugs II: A Laboratory Pocket Guide. Washington DC: AACC Press;1994.
- Gilman AG, Rall TW, Nies AS, Taylor P, editors. Goodman and Gilman's The Pharmacological Basis of Therapeutics. 8<sup>th</sup> ed. New York: Pergamon Press;1990.
- Dorland's Illustrated Medical Dictionary. 26<sup>th</sup> Edition. Philadelphia: W.B. Saunders Company;1981.
- Peroutka SJ, editor. Ecstasy: The clinical, pharmacological and neurotoxicological effects of the drug MDMA. Boston: Kluwer Academic Publishers;1990.



Temperature limitation



Use by  
YYYY-MM



Batch/Lot code



In vitro diagnostic medical  
device



Manufacturer



Catalog number



Contains sufficient for <n>  
tests



Consult instructions for use



Do not reuse



Caution, consult  
accompanying documents



ALFA SCIENTIFIC DESIGNS, INC.  
POWAY, CA 92064 – USA