






SECRET

| | |
|------------------------|-------------------|
| Type of fabric | Decorative fabric |
| Usable width of roll | 1.42 cm |
| Weight per unit grs/m2 | 430 grs/m2 |
| Composition | 100% Polyester |



| FULL TESTS ACCORDING TO DIN EN 14465:2006 | | | RESULTS |
|---|--|-----------------------------|-----------|
|  | Test Martindale Abrasion resistance | Method : ISO 12947.2 - 2016 | 20,000 |
|  | Pilling resistance | Method : ISO 12947.2 - 2000 | ● ● ● ● ○ |
|  | Colour Fastness to artificial (Light) | Method : ISO 12947.2 - 2014 | ● ● ● ● ○ |
|  | Colour Fastness to rubbing (Dry) | Method : ISO 105X12 - 2016 | ● ● ● ● ○ |
|  | Colour Fastness to rubbing (Wet) | Method : ISO 105X12 - 2016 | ● ● ● ● ○ |

USAGE



CARE INSTRUCTIONS



1. The pilling of fabrics is a natural process and may not be completely eliminated.
2. In case of fabric catching on sharp objects, the yarn may come out.
3. Pigments migration from fabrics of intensive and dark colours into light-coloured fabrics is unavoidable and is a natural phenomenon.
4. The operation of uv light and sources of heat may cause fabric discolouration (this refers mainly to intensive colours).
5. A fabric which has just been taken off a roll may be creased and wavy, which is a typical phenomenon.
6. In order to avoid creasing and waving, a fabric must be stored lying horizontally, facing one direction. Long-term fabric storage under pressure may result in its irreversible creasing, particularly in the case of cut-thread fabric, such as velvet.
7. The shimmering and shading effect is a natural phenomenon, particularly for velvet.
8. It is recommended to avoid local pressure on the surface of a fabric, as it may result in the fabric splitting apart, irreversible stretching or tearing.
9. Owing to technological reasons, the hue of a fabric may differ from the sample presented in the catalogue by one tone. The catalogue is not a commercial offer.
10. The terms and conditions can be found in <https://formatex.com.mx/>
11. The figures used in the fabrics descriptions refer to average values calculated from the test results of several fabric samples, unless otherwise specified.
12. The furniture manufacturer is responsible for adequate seam and needle selection for the respective fabric and furniture shape, as well as for the consequences of their decisions.
13. ISO 12945.2-2000 The purpose of this test is to establish a procedure for assessing the ability of textile fabrics to resist pilling and surface changes, employing a modified version of the Martindale method.
14. ISO 12947-2:2016 This is a test outlines the method for identifying the point of specimen breakdown (the conclusion of the test) through periodic visual examination, and it is relevant for all types of textile fabrics, including nonwovens, except for fabrics explicitly identified as having a low resistance to abrasion.
15. ISO 105 X12-2016 This standard outlines a procedure for evaluating the colorfastness of textiles, including textile floor coverings and pile fabrics, to rubbing off and staining other materials. It provides a method for determining the resistance of textile colors to transfer and discoloration.
16. ISO 105-B02:2014 This standard describes a procedure designed to evaluate the impact of artificial light, specifically a simulated natural daylight source (D65), on the color of textiles in various forms. The method is applicable to textiles of all types and includes white textiles that have been bleached or treated with optical brighteners. Its purpose is to assess colorfastness under light exposure conditions representative of natural daylight.