


1. Remove front cross shaft bolt, and 4 belt drive case nuts.



2. Cut out template and mark exhaust outlet on tunnel.




3. drill 2 1/8" hole in bottom left corner. Use a saw to finish cutting outlined hole. MAKE SURE TRACK IS CLEAR WHEN CUTTING HOLE TO PREVENT DAMAGE.



4. Install exhaust outlet tunnel support and 2 spring tabs both facing up.

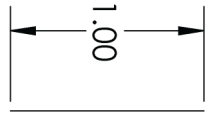


5. Reinstall rear suspension bolts.

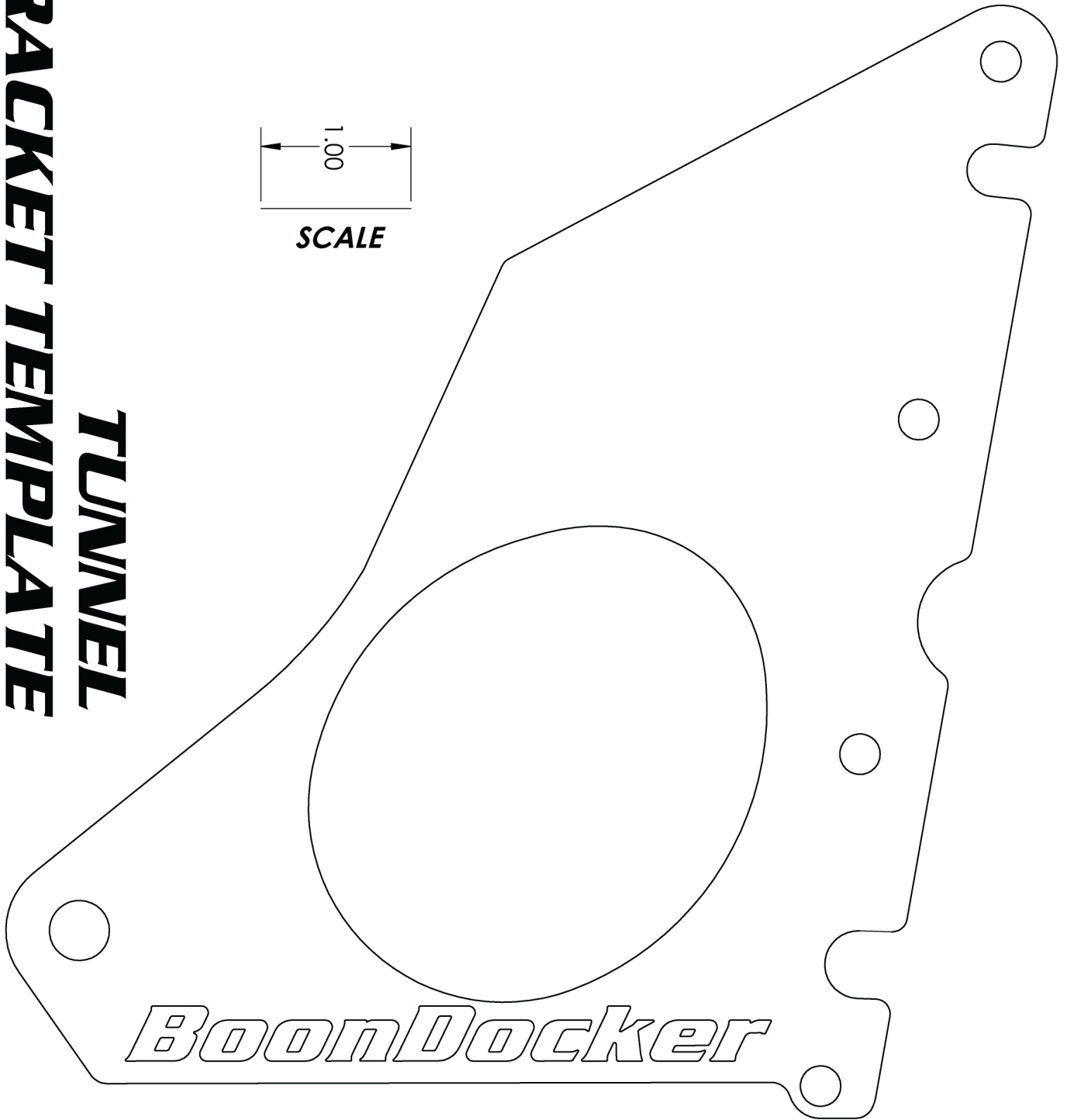


6. Rivet muffer block off plate in.

BRACKET TEMPLATE
TUNNEL



SCALE



BoonDocker

WARNING:
PRINT ACTUAL SIZE OR 100% SCALE
FOR TEMPLATE TO BE THE CORRECT SIZE