



Sigma Power Systems

SG1270T1 & SG1270T2 (12V 7.0Ah)

This product is a general purpose rechargeable battery Sealed Lead Acid (SLA) Technology. It is also called Valve Regulated Lead Acid (VRLA) battery. The design life is 5 years at 25 C (77°F) when used under normal operating conditions. Higher temperatures, higher charging voltage, storing at lower state of charge are some of the factors affect the life of the SLA battery. Capacity will vary depending on the temperature. Check the graphs below for details. Always follow the safety instructions while handling the battery.

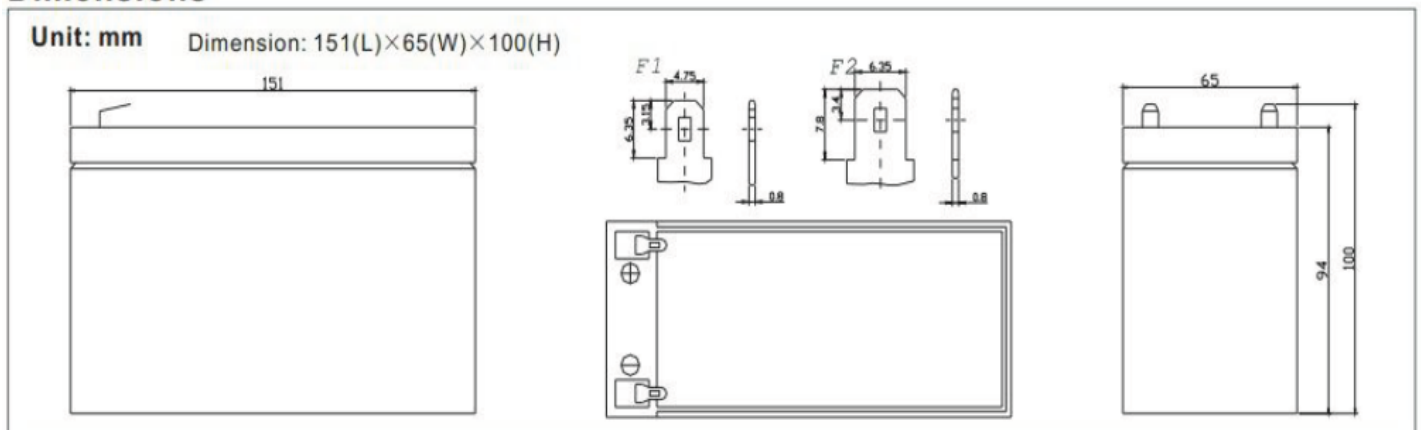
Specification

Cells per Unit	6	
Nominal Voltage per cell/battery	2/12 V	
Capacity	7.0 Ah at 20 hr.-rate to 1.75V per cell at 25°C	
Weight	Approximately 2.05 KG/4.52 lbs. (Tolerance ± 3%)	
Maximum Charge Current	2.10 A	
Operating Temperature Range	Discharge: -20°C ~ 60°C Charge: 0°C ~ 50°C Storage: -20°C ~ 60°C	Equalization and Cycle Service 14.6 to 14.8 VDC/unit Average at 25°C
Nominal Operating Temperature Range	25 ± 5°C	Self Discharge Self-discharge ratio less than 3% per month at 25°C. Please charge batteries before using.
Float Charge Voltage	13.6 to 13.8 VDC/unit Average at 25°C	Terminals F1 & F2 (T1 & T2)
Maximum Discharging Current Limit	70 Amp (5 seconds)	Jar Material A.B.S UL94-HB



Physical Dimensions: in (mm)

Dimensions





Sigma Power Systems

SG1270T1 & SG1270T2 (12V 7.0Ah)

Use this chart to estimate the current for various times and end of discharge of voltages (EDV)

Constant Current Discharge Characteristics: Amp (25°C)

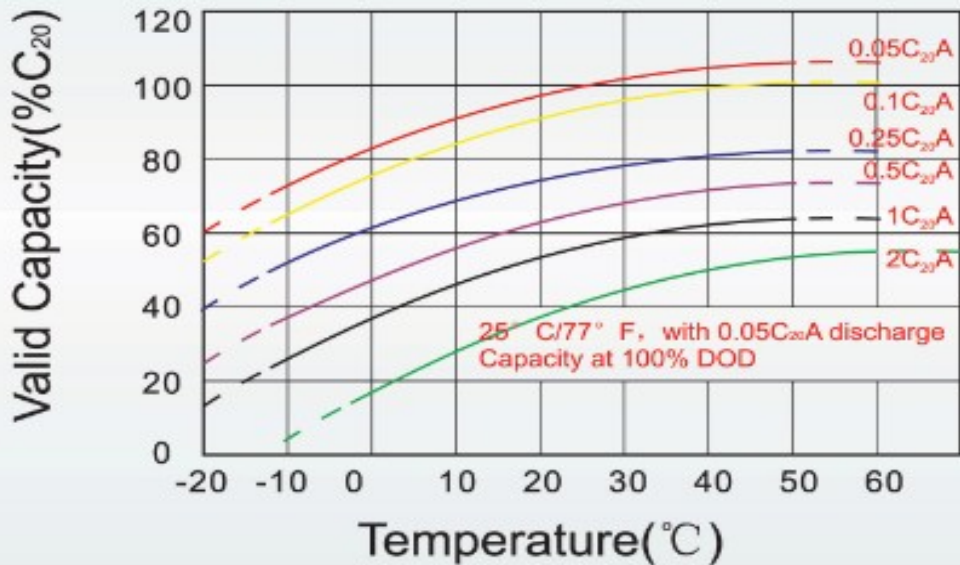
EDV	5 Min.	10 Min.	15 Min.	30 Min.	1 Hr.	2 Hr.	3 Hr.	5 Hr.	8 Hr.	10 Hr.	20 Hr.
9.60 V	29.28	19.19	15.05	8.446	5.018	2.890	1.964	1.305	0.831	0.720	0.404
10.0 V	28.22	18.72	14.56	8.338	4.882	2.832	1.928	1.283	0.828	0.712	0.389
10.2 V	26.65	17.79	14.16	8.210	4.836	2.802	1.911	1.269	0.821	0.702	0.382
10.5 V	23.88	16.63	13.35	7.984	4.740	2.765	1.894	1.254	0.813	0.698	0.371
10.8 V	21.39	15.51	12.60	7.720	4.665	2.743	1.872	1.241	0.810	0.686	0.349
11.1 V	18.72	14.22	11.62	7.427	4.530	2.632	1.835	1.228	0.803	0.676	0.343

Use this chart to estimate the power for various times and end of discharge voltages (EDV)

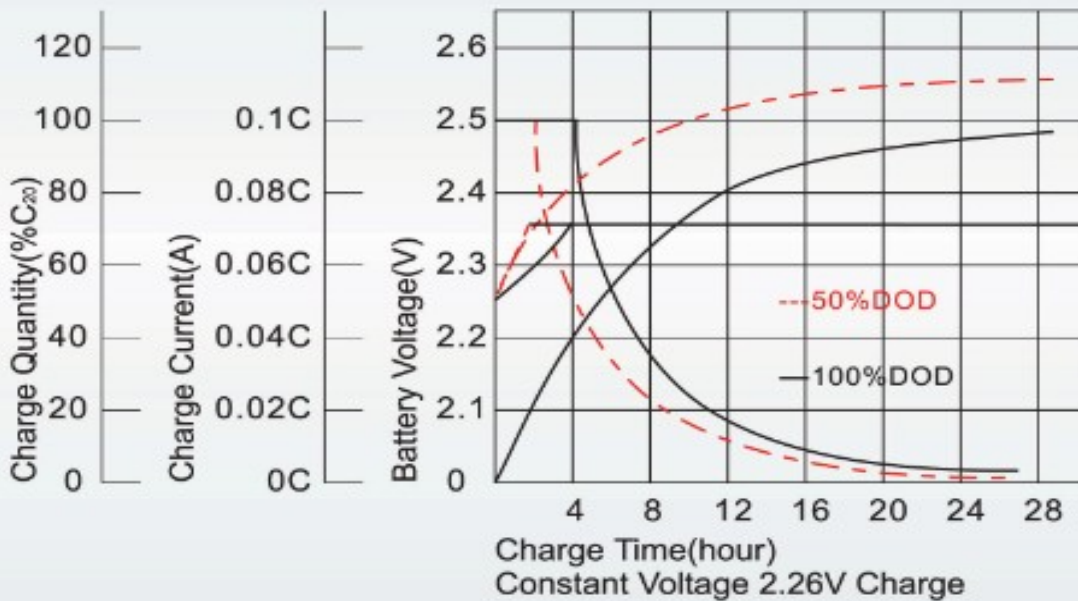
Constant Power Discharge Characteristics: Watt (25°C)

EDV	5 Min.	10 Min.	15 Min.	30 Min.	1 Hr.	2 Hr.	3 Hr.	5 Hr.	8 Hr.	10 Hr.	20 Hr.
9.60 V	308.0	204.2	161.1	96.7	58.27	33.72	22.96	15.45	9.95	8.622	4.841
10.0 V	300.0	199.9	158.8	95.67	57.42	33.43	22.91	15.37	9.92	8.541	4.669
10.2 V	285.3	192.0	156.7	94.85	56.99	33.22	22.83	15.22	9.84	8.460	4.583
10.5 V	260.4	184.1	148.5	92.91	56.22	32.95	22.73	15.05	9.76	8.372	4.453
10.8 V	234.9	172.2	140.3	90.71	55.30	32.68	22.47	14.89	9.72	9.245	4.194
11.1 V	207.2	160.3	132.1	88.22	54.27	31.55	22.03	14.74	9.65	8.122	4.128

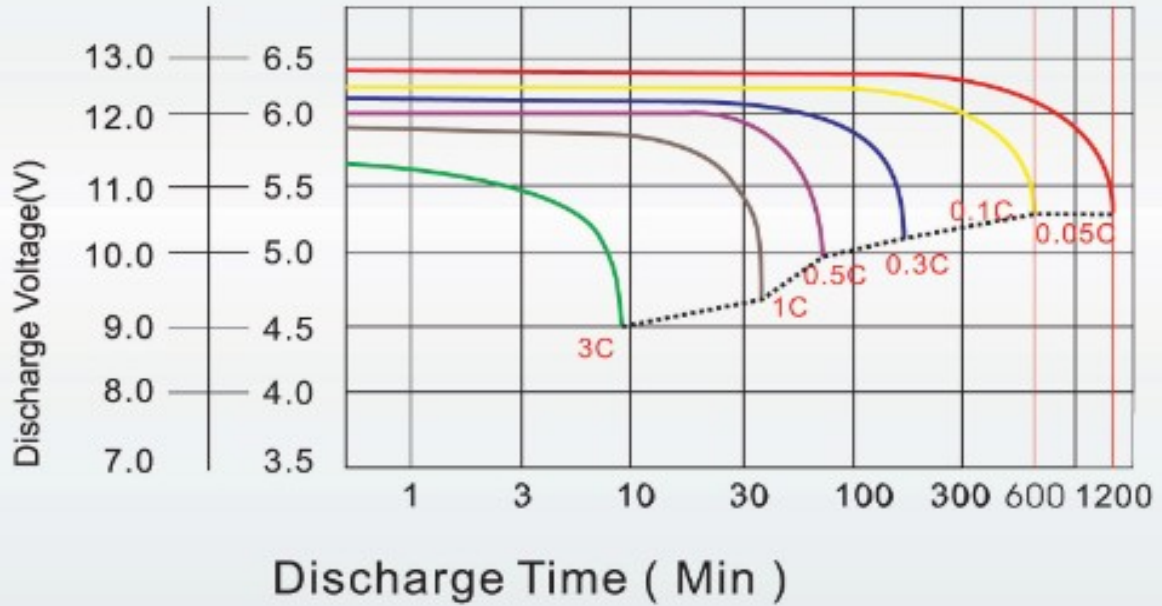
Temperature and Valid Capacity



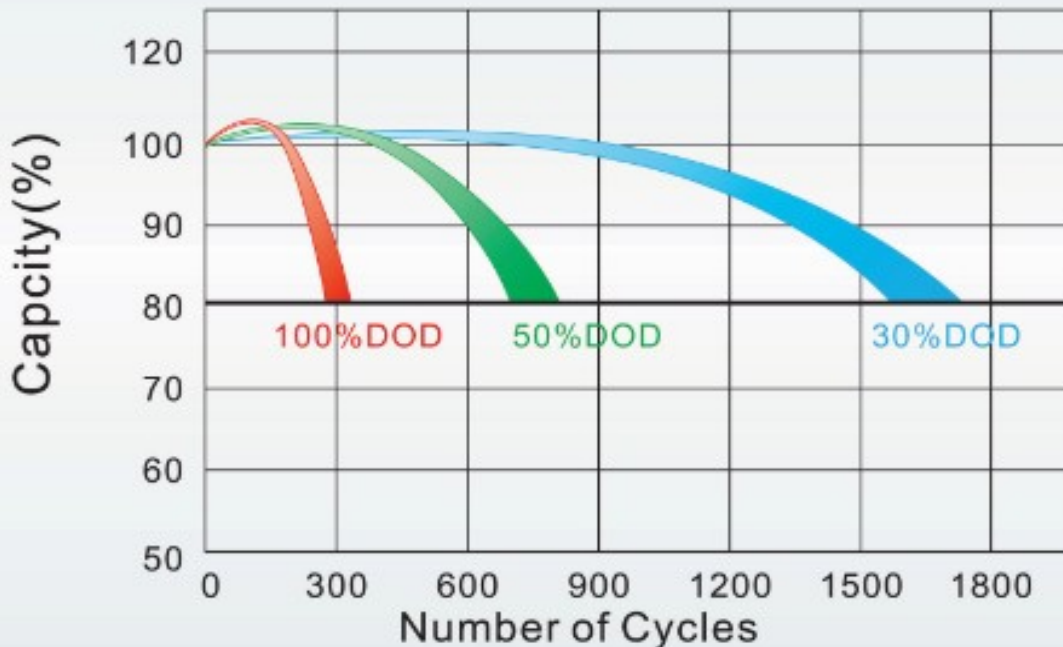
Charge Characteristics for Float Use @ 25°C/77°F



Discharge Characteristics at Various Rates @ 25°C/77°F



Cycle Life in Relation to Depth of Discharge





Sigma Power Systems

SG1270T1 & SG1270T2 (12V 7.0Ah)

Capacity at Different Temperatures

Battery Type		-20°C	-10°C	0°C	5°C	10°C	20°C	25°C	30°C	40°C	45°C
GEL Battery	6V & 12V	50%	70%	83%	85%	90%	98%	100%	102%	104%	105%
	2V	60%	75%	85%	88%	92%	99%	100%	103%	105%	106%
AGM Battery	6V & 12V	46%	66%	76%	83%	90%	98%	100%	103%	107%	109%
	2V	55%	70%	80%	85%	92%	99%	100%	104%	108%	110%

Discharge Current Vs. Discharge Voltage

Final Discharge Voltage V/cell	1.75V	1.70V	1.60V
Discharge Current (A)	$A \leq 0.2C$	$0.2C \leq A \leq 1.0C$	$\geq 1.0C$

Safety & Maintenance Tips

<ul style="list-style-type: none"> Do not charge the battery in air tight atmosphere. Do not short the terminals. Avoid leaving them in hot environment. Charge the batteries at least once in 6 months when the batteries are at 77F Max. charge current 0.3CA, constant voltage 2.4-2.45V/Cell charge 24h Effect of temperature on float charge voltage: -3mV/Cell. Life will be reduced by number and depth of discharge. Do not discharge below the minimum recommended voltage. Leaving a discharged battery without charge for a long period of time will affect the life of the batteries.
--

Charging Method

Constant Voltage	$-0.2C * 2h + 2.4 - 2.45V/cell * 24h$, Max. Current 0.3CA
Constant Current	$-0.2C * 2h + 0.1CA * 12h$
Fast	$-0.2C * 2h + 0.3CA * 4.0h$

General applications – Emergency lights, solar, UPS, Alarm systems, Security systems, wheelchairs, flash lights, toys etc.

Charge the batteries at least once every six months, if they are stored at 25°C

www.sigmapowersystems.com



506 Business Pkwy,
Richardson, TX 75081
(877) 394-3941
info1@sigmapowersystems.com