


Classic Propulsion Wheels Replaced

A. Unscrew to remove battery cover



B. Disconnect wire to remove battery



C. Unscrew knob and remove washers




D. Unscrew to release wires



E. Unscrew 4 screws



F. Drill off all rivets around machine




F. Peel off all rivets to separate black mould & grey shell



G. Move bolt inside to release black mould



H. Remove and put the black mould aside




I. Unscrew all screws around machine



J. Drill off all rivets around the machine



K. Take off grey shell from metal base and put it aside



L. Unscrew the locking screw



M. Take off wheel



N. Retrace the preceding steps to install.