

COMMERCIAL / BIG FAMILY **RICE COOKER**

Models RC 4.2L / RC 5.6L

CLEARLINE[®]
APPLIANCES

life made smart!



IMPORTANT: Please read these instructions fully before using the appliance.
Kindly retain these instructions for future reference.

DESCRIPTION OF PARTS / WHAT'S INSIDE THE BOX

Main Unit



Scoop



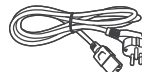
Measuring Cup



Inner Pot



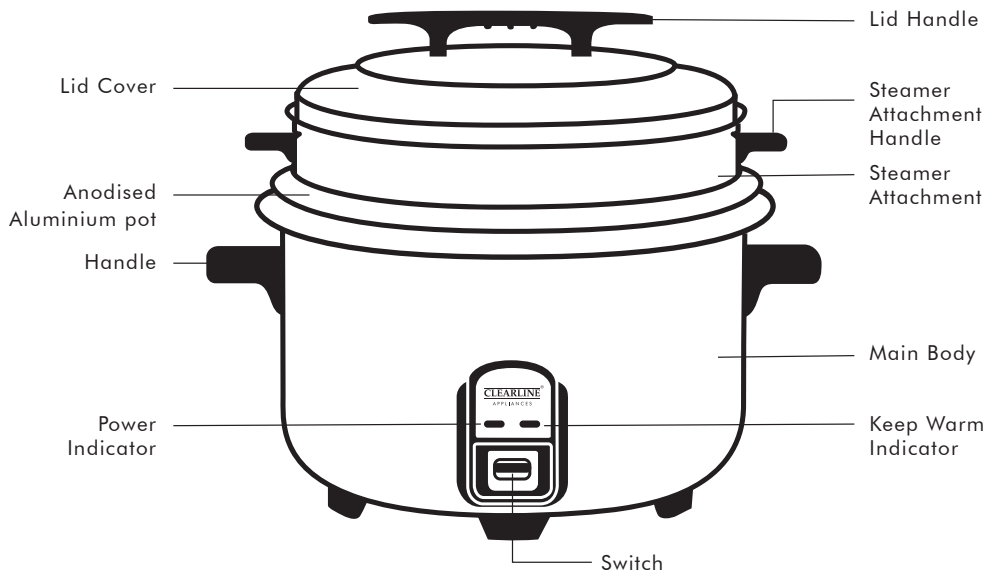
Power Cord



Manual



Specific accessories are different according to the model of product .



SPECIFICATION

Model - RC 4.2L
Voltage - 230V ~ 50Hz Single Phase
Wattage - 1600W

Model - RC 5.6L
Voltage - 230V ~ 50Hz Single Phase
Wattage - 1950W

IMPORTANT SAFEGUARDS

- Do not immerse the rice cooker in water, nor rinse it under the tap.
- Only connect the rice cooker to an Earthed power outlet.
- Do not use the appliance if the plug, the power cord, the inner pot, the sealing ring, or the main body is damaged.
- Any repair must be carried out by an authorized service center.
- This appliance is not intended for use by persons (including children) with reduced physical, sensory, or mental capabilities.
- Do not place any cloth on the lid while the rice cooker is operational.
- The use of accessory attachments not recommended by the appliance manufacturer may cause injuries.
- Do not plug in the rice cooker or press the control lever with wet hands.
- Do not use outdoors.
- Do not place on or near a hot gas or electric burner or in a heated oven.
- Do not use appliance for other than intended use.

CAUTION

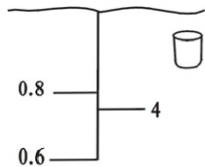
- Never use any accessory or parts from other manufacturer or that Clearline does not specifically recommend. If you use such accessories or parts, your warranty becomes invalid.
- Do not expose to high temperatures, nor place it on a working or still hot stove or cooker.
- Place the rice cooker on a stable and level surface.
- Always put the inner pot in the rice cooker before you put the plug in the power socket & switch it on.
- Do not place the inner pot directly over an open fire to cook rice.
- Do not use the inner pot in case it is deformed.
- The accessible surfaces may become hot when the rice cooker is operating.
- Do not lift and move the rice cooker while it is operating.
- Do not exceed the maximum water level indicated in the inner pot to prevent overflow.
- Do not place the cooking utensils inside the pot while cooking, keeping warm or reheating rice.
- Only use the cooking utensils provided.
- To avoid scratches, it is not recommended to use ingredients with hard shells.
- Do not insert metallic objects or alien substances into the steam vent.
- Do not place a magnetic substance on the lid or near the rice cooker.
- Always clean the rice cooker after use.

USING YOUR RICE COOKER

- Clean and put the rice into the pot. After cleaning the rice in another container, put it into the pot. Be careful not to wash the rice directly in the pot, otherwise, the pot may get damaged/deformed by bumping it. (See Fig. 1)
- The ratio of 1-1/2 cups of water to 1 cup of rice is preferable. (fig.2)
- Place the rice in the pot evenly at the same level as illustrated in.(fig.3)
- Place the pot inside the cooker and move it around to make it touch closely with the heating plate. (See Fig.4)
- Insert the power cord, into the power socket of the cooker, then plug into the wall outlet and switch on. At this time the Light Indicator will light up showing that the Keep Warm function is working; but the rice – cooking process has not begun yet.
- The switch button must be pressed down to set the cooker in operation. When the rice is cooked, the switch button will automatically be released and the Light Indicator will go out. This indicates that the rice has finished cooking. Keep the lid on for 10 more minutes before serving.
- The temperature of the rice in the cooker will automatically be kept within the range of 60 C – 80 C. Below this point the Indicator Light will begin to flicker, indicating that the Keep Warm function has been set to work. If Keep Warm function is not required, pull the plug out of the power socket.
- Preheating of this appliance is not necessary.
- When your rice is done or food is steamed, the cooker will automatically switch to the keep warm function. Always unplug after use. Your cooker's power will remain on till you unplug the power cord.



Fig(1)



Fig(2)



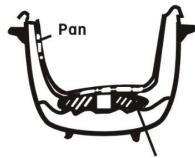
Fig(3)



Fig(4)

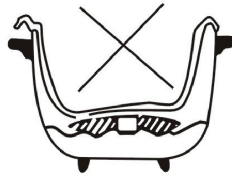
CLEANING AND MAINTENANCE

- Prevent the bottom and inside of the pot as well as the heating plate from being bumped. Keep them clean. No water drops, dust, rice grains or any other foreign matter should be allowed to remain between the bottom of the pot and the surface of the heating plate; otherwise the cooker's performance will be affected, and in serious case, its parts or element wire burnt out.(fig.5)
- Don't incline or slant the pot (see fig.6); otherwise its bottom will not be in full contact with the heating plate and some part or element wire will be burnt out.
- Don't immerse the cooker in water. Clean it with a piece of soft damp cloth. The pot can be washed with water.
- Don't use the cooker to boil acidic or alkaline foodstuff. Don't keep the cooker near corrosive gases or in a damp place.



Foreign Matter

Fig(5)



Fig(6)

CLEARLINE CUSTOMER SERVICE

This product carries a Warranty of 12 months from the date of purchase against defects caused by faulty workmanship and materials. The Warranty excludes defects caused by the product not being used in accordance with instructions, misuse, accidental damage and tampering with by unauthorized persons. In the event of any defect arising during Warranty Period, the same should be taken to your nearest dealer or wholesaler. It will then be taken care of as per the discretion of the company's representative. The warranty does not cover damage/defects caused by events beyond control like acts of god, lightning, abnormal power supply/voltage fluctuation.

WARRANTY CARD

Serial No. _____

Bill No. _____

Model No. RC 4.2L / RC 5.6L

Customer's Name : _____

Address : _____

Dealer's Name & Stamp

Date of Purchase : _____

Marketed By:

CLEARLINE APPLIANCES LIMITED

177G, Industrial Area, Phase-I, Chandigarh - 160002

Incase of any complaints

please contact: +91 172 4647707, 4626036, 4626027

Whatsapp us at : 98882 27707

or email us at customercare@clearline.co.in or

write to us at the above mentioned address

www.clearline.co.in

CLEARLINE[®]
APPLIANCES

Life made smart!