


DINGLILIGHTING


Depuley

Product Instruction

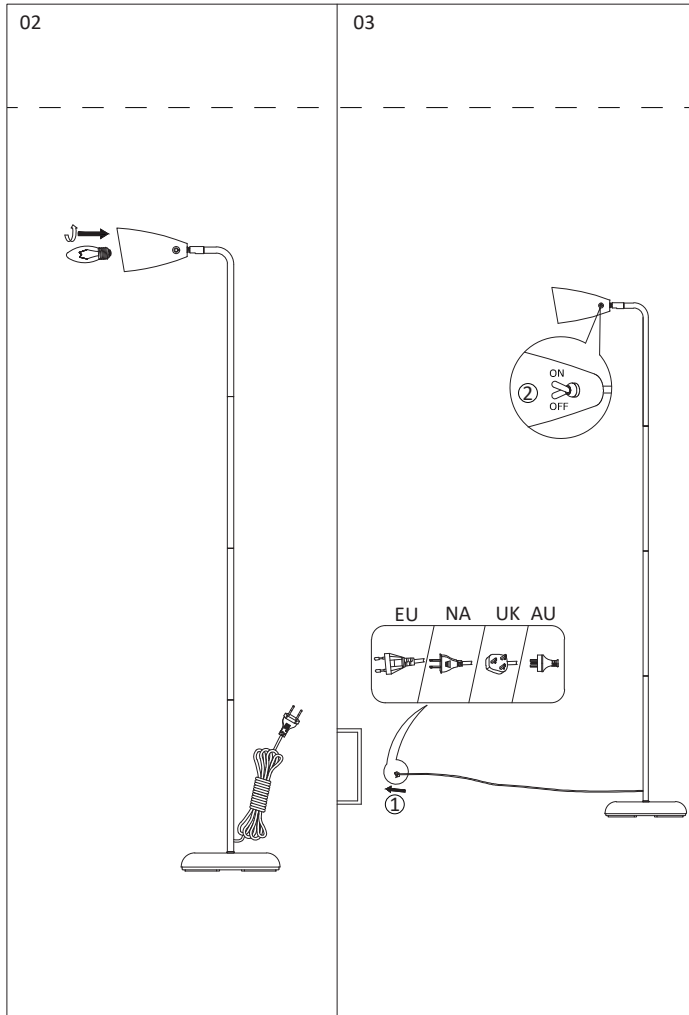
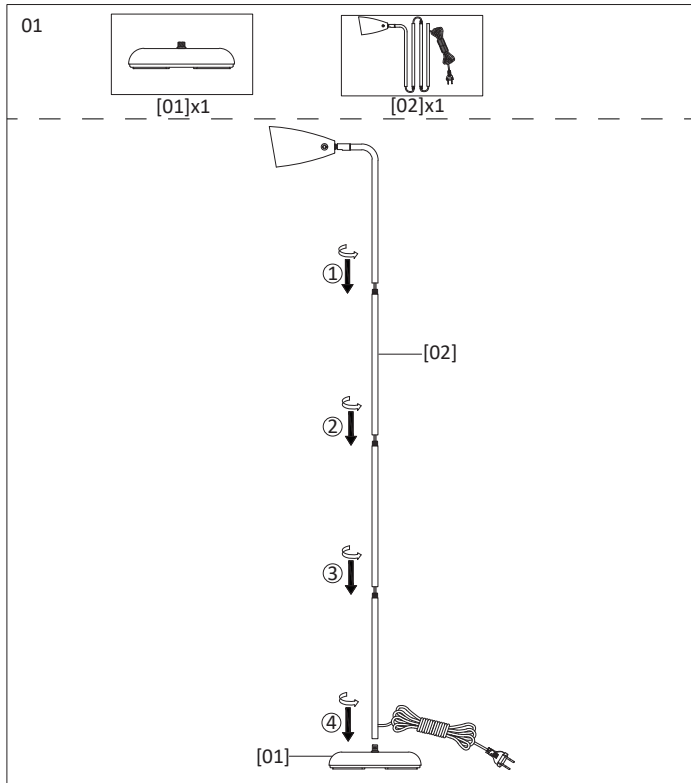


| |
|-------------------------|
| WSFLL007-B/WS-MNF21-40B |
| 1x Max .40W |
| 110-120V/220-240V |
| Material: Metal+Plastic |
| Color: Black |

Part list:



Installation Steps:



Note:

English

1. The lamps may only be installed by authorized and qualified technicians according to the valid regulations for electrical installation.
2. The manufacturer does not accept any responsibility for injuries or damage resulting from improper use of the light.
3. Attention! Before starting the installation work, make sure that the mains power line is voltage-free—turn off safety cutout or unscrew the protection fuse. The switch must be “OFF”.
4. Warning! Before drilling the mounting holes, make sure that no gas, water or electricity pipes and wires can be drilled through or damaged in your chosen mounting location.
5. Description of the supply terminals: L = Phase N = Neutral conductor ⊕ = Earthed conductor.

Notiz:

Deutsch

1. Die Leuchten dürfen nur von autorisiertem Fachpersonal nach den jeweils geltenden Elektro- Installationsvorschriften installiert werden.
2. Der Hersteller übernimmt keine Verantwortung für Verletzungen oder Schäden, die Folge eines unsachgemäßen Gebrauchs der Leuchte sind.
3. Achtung! Vor Beginn der Montagearbeiten die Netzleitung spannungsfrei schalten – Sicherungsautomat ausschalten bzw. Sicherung heraus drehen. Sicherungshalter auf “AUS”.
4. Achtung! Vergewissern Sie sich vor dem Bohren der Befestigungslöcher, dass an der Bohrstelle keine Gas-, Wasser- oder Stromleitungen angebohrt oder beschädigt werden können.
5. Bezeichnung der Anschlussklemmen: L = Phase N = Neutralleiter ⊕ = Schutzleiter.

Note:

Français

1. Les lampes doivent être installées par un personnel spécialisé uniquement, en suivant les instructions d'installation électronique en vigueur.
2. Le fabricant n'est pas responsable des blessures ou des dommages résultant d'une utilisation incorrecte des lampes.
3. Attention! Avant de commencer les travaux de montage, éteindre la tension du cordon d'alimentation— éteindre le disjoncteur ou dévisser les fusibles. Placer le commutateur sur “OFF”.
4. Attention ! Avant le perçage des trous de fixation, assurez-vous qu'il n'y ait aucun dommage causé aux conduites de gaz, d'eau ou électriques à l'endroit du forage.
5. Description des bornes serre-fils : L = Phase N = Conducteur neutre ⊕ = Câble de protection terre.

UK Authorized Representative

Company name: YH Consulting Limited
Address: C/O YH Consulting Limited Office 147, Centurion House ,
London Road , Staines-upon-Thames Staines , Surrey , London ,
TW18 4AX
Tel: +44 07514-677868 Email: H2YHUK@gmail.com

EU

REP

DE Authorized Representative

Country : Germany Company Name : E-CrossStu GmbH
Address : Mainzer Landstr.69 City : Frankfurt am Main
Postcode : 60329 Contact Information : e-crossstu@outlook.com
Tel : +49 69332967674

UK: A Store

Imported By:
Importer: Aiden Lighting GmbH
Address: STUDIO 10 GOWER HOUSE TIR Y FARCHNAD SWANSEA SA4 3GS.
Manufacturer: Foshan Vance Photoelectric Technology Co., Ltd.
2nd Floor, No 279, Baiannan Road, Junan Town, Shunde District, Foshan, Guangdong, China
Contact: Shixi Ding Email: support03@dingliled.com

UK: B Store

Imported By:
Importer: ZHONGSHANSHI GUZHEN HONGXI ZHILEI ZHIPINGCHANG
Address: HM REVENUE AND CUSTOMS, RUBY HOUSE, 8 RUBY PLACE, ABERDEEN, AB10 AZP.
Manufacturer: Foshan Vance Photoelectric Technology Co., Ltd.
2nd Floor, No 279, Baiannan Road, Junan Town, Shunde District, Foshan, Guangdong, China
Contact: Shixi Ding Email: support03@dingliled.com

UK: D Store

Imported By:
Importer: GUANGZHOU MEIRENYUFUSHISHANGHANG
Address: STUDIO 10, GOWER HOUSE, TIR Y FARCHNAD, SWANSEA, SA4 3GS.
Manufacturer: Foshan Vance Photoelectric Technology Co., Ltd.
2nd Floor, No 279, Baiannan Road, Junan Town, Shunde District, Foshan, Guangdong, China
Contact: Shixi Ding Email: support03@dingliled.com

UK: K Store

Imported By:
Importer: ZHONGSHAN SHI YI YI GUANGDIAN CHANG
Address: SUITE 311, A J P BUSINESS C, 152-154 COLES GREEN ROAD, LONDON, GREATER LONDON, NW2 7HD.
Manufacturer: Foshan Vance Photoelectric Technology Co., Ltd.
2nd Floor, No 279, Baiannan Road, Junan Town, Shunde District, Foshan, Guangdong, China
Contact: Shixi Ding Email: support03@dingliled.com

UK: P Store

Imported By:
Importer: FOSHAN BEIMA ZHAOMING KEJI YOUXIANGONGSI
Address: STUDIO 10, GOWER HOUSE, TIR Y FARCHNAD, SWANSEA, SA4 3GS.
Manufacturer: Foshan Vance Photoelectric Technology Co., Ltd.
2nd Floor, No 279, Baiannan Road, Junan Town, Shunde District, Foshan, Guangdong, China
Contact: Shixi Ding Email: support03@dingliled.com

UK: V Store

Imported By:
Importer: GUANGZHOU SHI WANSIGUANGDIAN KEJIYOUXIANGONGS
Address: STUDIO 10, ENGVAT, GOWER HOUSE, TIR Y FARCHNAD, SWANSEA, SA4 3GS
Manufacturer: Foshan Vance Photoelectric Technology Co., Ltd.
2nd Floor, No 279, Baiannan Road, Junan Town, Shunde District, Foshan, Guangdong, China
Contact: Shixi Ding Email: support03@dingliled.com