


IP66 WATERTIGHT floor boxes

FOR INDOOR & OUTDOOR USE

NEW FEATURES
RAISED ACCESS FLOORS
SECURITY LOCK



 **tass**
CABLE MANAGEMENT LIMITED

1. Watertight floor box for raised floors. They can be installed in garden and terrace floors, timber decking, parquet flooring or raised access floors.

2. Watertight floor box for paving. Allows the box to be flush-mounted in floors with all types of paving (porcelain stoneware, terrazzo paving, ceramic tiling, etc).

3. Watertight mechanism support unit with safety lock. The safety lock is secured by Allen key for use in places with pedestrian traffic to prevent the public having free access to the mains connections.



FOR ELECTRICAL SOCKETS, VOICE & DATA CONNECTIONS, MULTIMEDIA OR TV &

They can be installed in:



An occasional connection is often required in **large open areas where there is constant pedestrian traffic.**

When closed, **the IP66 protection level** keeps the electrical mechanisms completely free from water and humidity.



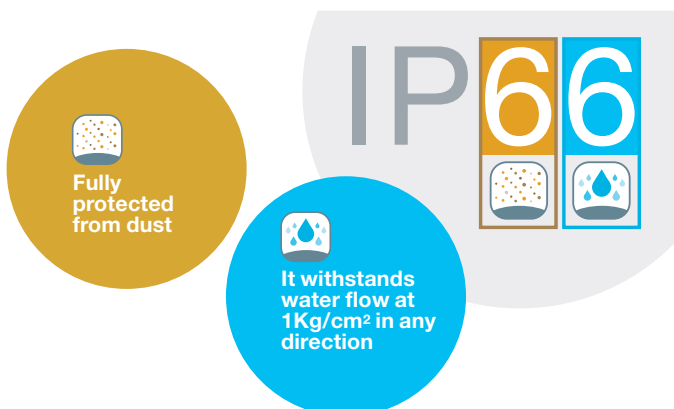
There is a tray for each type of floor



A mechanism support for each type of environment




IP66 Protection level



Safety cover



Two types of finish



Brass


Stainless steel

Maximum resistance



When connected, it can withstand the weight of pedestrians while protecting the cable from pressure and stress


Raised floor finish



The **recessed tray** fixes the box in place and conceals any installation defects

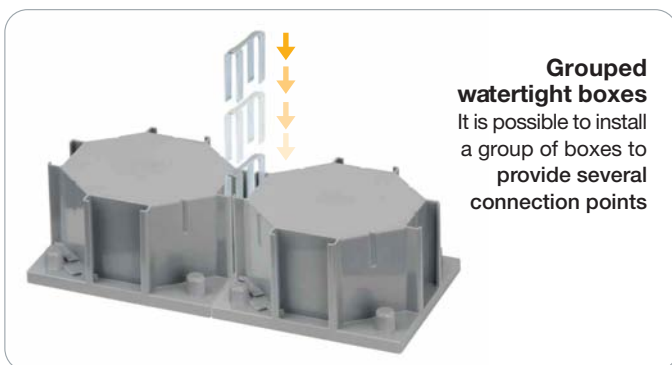
The box is secured in place using **fastening hooks** during installation

Electricity, Voice & Data in one single box



The KSE15U/23/.. mechanism support unit includes a Schuko socket and a cat. 5e UTP connector from Simon Connect

Paving installation



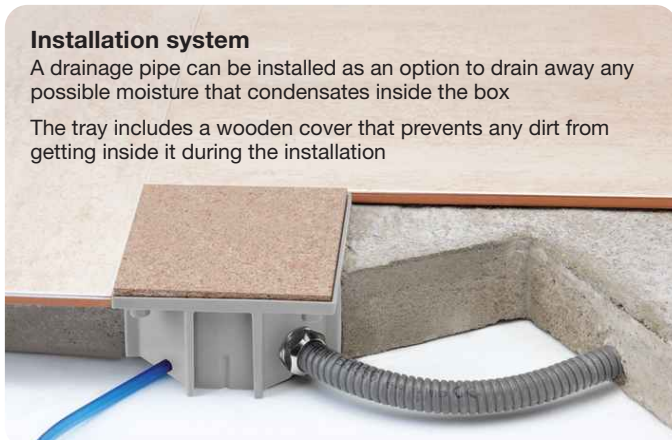
Grouped watertight boxes
It is possible to install a group of boxes to provide several connection points

Protective film



It includes a **protective film** that stops any dirt from getting inside it and damaging the box surface before and during installation

Safety lock, opening / closing system



Installation system

A drainage pipe can be installed as an option to drain away any possible moisture that condensates inside the box

The tray includes a wooden cover that prevents any dirt from getting inside it during the installation



1

2

3

4

The cover locking system prevents it from opening or closing accidentally and the cable being crushed



Available references

Trays

Raised floor installation



	KGE170TF/23	Embedded tray in raised floor for watertight floor box
---	-------------	---

Paving installation



	KGE170/23	Embedded tray in paving for watertight floor box
	ACSE	Connecting accessory for 2 watertight floor boxes for paving

Mechanism support units for both trays

Mechanism support unit with safety lock

Stainless steel 	KSE1SEC/23/72	With a Schuko socket
	KSE0SEC/23/72	For a K45 mechanism
	KSE2SEC/23/72	With a French socket
Brass 	KSE1SEC/23/71	With a Schuko socket
	KSE0SEC/23/71	For a K45 mechanism
	KSE2SEC/23/71	With a French socket

Mechanism support unit with Manual lock

Stainless steel 	KSE15U/23/72	With a Schuko socket & a cat. 5e UTP connector from Simon Connect
	KSE1/23/72	With a Schuko socket
	KSE0/23/72	For a K45 mechanism
	KSE2/23/72	With a French socket
Brass 	KSE15U/23/71	With a Schuko socket & a cat. 5e UTP connector from Simon Connect
	KSE1/23/71	With a Schuko socket
	KSE0/23/71	For a K45 mechanism
	KSE2/23/71	With a French socket

Finishes

 /23 Grey Ral 7036  /71 Brass  /72 Stainless steel

TECHNICAL INFORMATION

It complies with the international standard CEI-670 for casings, which is equivalent to the Spanish Standard UNE-20.451.

CE Branded.

Withstands installation temperatures of -25°C a + 60°C.

Maximum working temperature (cement setting) of + 90°C.

Halogen free



Thermoplastic, fireproof, halogen free materials that prevent flames from spreading during a fire and guarantee low toxicity in the event of smoke.

Closed box

IP66 Protection Level.

IK07 impact Protection Level (with IP66).

Maximum load 1000Kg.

Open box

IP20 Protection Level.

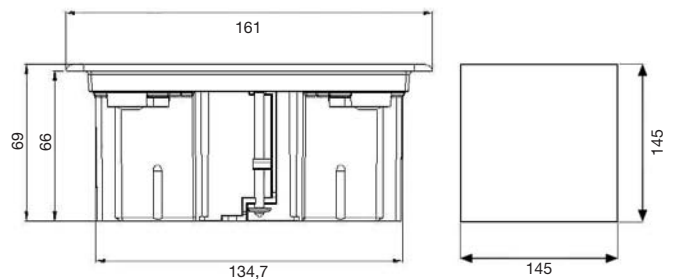
IK06 impact Protection Level.

Maximum load 170Kg.

Raised floor Tray

Ref. KGE170TF/23

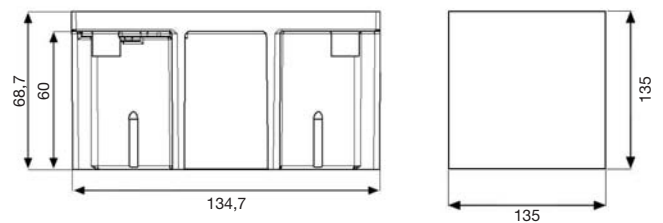
Box installation depth



Paving Tray

Ref. KGE170/23

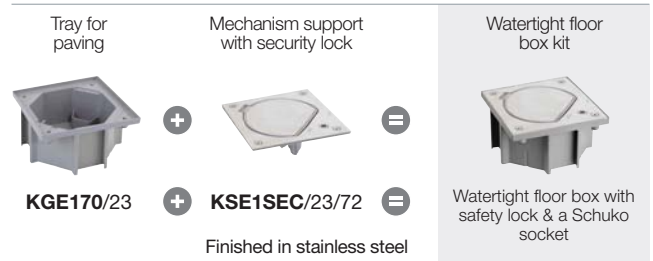
Box installation depth



Safety lock: 6mm Allen key.

EXAMPLE OF THE LAYOUT

PAVING



RAISED FLOOR

