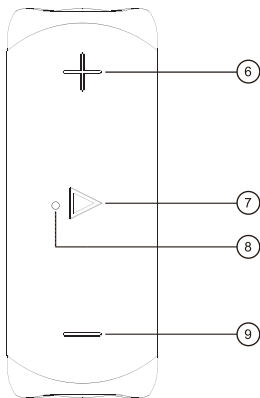
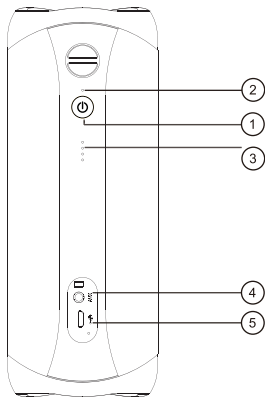











X2

Welcome to the BlueAnt X2 Portable Bluetooth speaker

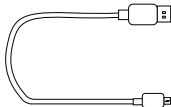
The BlueAnt X2 speaker is a portable Bluetooth speaker designed to output great sounding and super loud audio. Featuring multiple input options, your music with sound better than ever before. To learn how to get the most out of your BlueAnt X2 please read through this manual.

Buttons

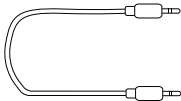


Item	Button	Function
1		Power button - short press to power on/off
2		Bluetooth Indicator
3		Battery Indicator
4		Aux in Jack 3.5mm – Aux in cable supplied
5		MicroUSB Charge slot – USB cable supplied
6		Volume Up - Short press Skip forward button - Long press
7		Play/Pause button-Click to play/pause, Double Click for SIRI/GOOGLE. Click to answer/end, Double Click to reject call.
8		Microphone
9		Volume Down - Short press Skip backward button - Long press

USB Cable




AUX In Cable



Getting started

Power on/off

Short press  button to power on/off the speaker. The indicator light will flash blue. The speaker has a memory function mode as prior to power off. Each time the speaker powers on it will reset to 50% volume. After 10 mins with no connection the X2 will automatically power off to conserve battery.






Modes

Bluetooth Mode




A) Pairing

Power on the speaker and enter Bluetooth mode. The light indicator will flash. On your smartphone search Bluetooth devices for the "BlueAnt X2". Once connected the speaker will announce it is "connected" and the indicator light will cease flashing.


B) Music

	Click to increase volume
	press and hold for 1.5 seconds To skip forward a track
	Click to play/pause
	Click to decrease volume
	press and hold for 1.5 seconds To skip back a track


C) Calls

	Click to answer an incoming call
	Click to end the active call
	Double click to reject an incoming call or press and hold

D) SIRI/GOOGLE




	Double click to activate/cancel Siri/Google voice dialing.
---	--

E) Disconnect

	Press and hold for 8 seconds to disconnect the current Bluetooth connection. The X2 will prompt "disconnected". Then other Bluetooth devices can find and pair with the X2.
---	---

Aux in Mode

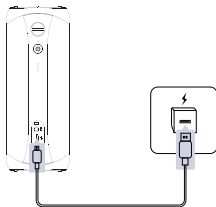
Use the 3.5mm audio cable included to connect the speaker to an audio source (PC, MP3/MP4, mobile phone).When you plug the Aux cable into the X2 it will automatically change to Aux in mode. When you unplug the Aux cable the X2 will change back to Bluetooth mode..The speaker will play the music from the audio source.

	Click to increase volume
	Click to mute play back
	Click to decrease volume

To change or control tracks please use your music source when in Aux in mode.

Charging

Please use the supplied MicroUSB cable to charge the X2. A full charge will take around 3 hours.Please close the port cover after you have charged the X2.





LEGALS

Please protect your ears. BlueAnt devices can reach volumes above 100 decibels. Prolonged use at high volumes may affect your hearing capacity and may result in noise induced hearing loss (NIHL). Please read the enclosed safety card for information about the safe use of BlueAnt products. The Bluetooth[®] word mark and logos are registered trademarks owned by Bluetooth SIG, Inc. and any use of such marks by BlueAnt Wireless is under license. Google Now is a trademark of Google Inc., Siri is a trademark of Apple Inc., registered in the U.S. and other countries. BlueAnt and other trademarks are trademarks of BlueAnt and other organizations and may not be used without permission. The BlueAnt logo is registered in the U.S. Patent and Trademark Office and globally with the World Intellectual Property Organization under the Madrid protocol.



SUPPORT

SPLASHPROOFThe BlueAnt X2 features an IPX6 rating making it splashproof.

For help and support visit: support.blueantwireless.com

Register your Burleigh for updates: register.blueantwireless.com

By using this product you agree to the terms and conditions listed on the BlueAnt website: www.blueantwireless.com

The X1 is only splashproof when the port cover is closed

SAFETY INFORMATION AND WARRANTY TERMS

Important Safety Information

PLEASE READ THIS ENTIRE DOCUMENT CAREFULLY, BECAUSE IT CONTAINS IMPORTANT INFORMATION ABOUT THE SAFE USE OF BLUEANT DEVICES

WARNING - PROTECT YOUR HEARING

BLUEANT DEVICES CAN REACH VOLUMES ABOVE 100 DECIBELS.

PROLONGED USE AT HIGH VOLUMES MAY AFFECT YOUR HEARING CAPACITY AND MAY RESULT IN NOISE INDUCED HEARING LOSS (NIHL). TURN OFF THE POWER TO YOUR DEVICE WHEN NOT IN USE.

Please ensure that the device and any associated components such as ear gels or chargers are stored safely and that any packaging or unwanted contents are disposed of thoughtfully. Do not place the product on the floor or leave it in a place where young children could access it, or someone could trip over it.

Using Ear Gels

Your BlueAnt headset will come with ear gels or foam tips that are designed to provide a secure fit in your ear while providing high quality audio.

Ear gels and tips are designed to sit comfortably in your ear and should not be forced into your ear at any time. If

you have trouble fitting the ear gel or foam please refer to the owner's manual for correct insertion and usage information. Always make sure that the ear gel or foam is fitted securely to your device before placing it in your ear.

WARNING

NOTE THAT NON-COMPLIANCE, MISUSE OR FORCING THE EAR GEL OR FOAM MAY CAUSE DAMAGE TO YOUR EAR CANAL OR EARDRUM, OR MAY OTHERWISE CAUSE BODILY HARM

Smart Practices While Driving

Check the laws and regulations on the use of mobile devices and accessories such as your BlueAnt device in the areas where you drive. Always obey them

DO NOT USE MOBILE DEVICES AND ACCESSORIES IN AREAS WHERE THEIR USE IS PROHIBITED. ENSURE THAT YOUR USE COMPLIES WITH ANY RESTRICTIONS.

- Your BlueAnt device lets you communicate by voice when wireless service is available and safe conditions allow. When driving a car, driving is your first responsibility.
- If you choose to use your Bluetooth device while driving, remember the following tips:
 - Get to know your BlueAnt device and its features such as speed dial and redial. These features help you to place your call without taking your attention off the road.
 - If you receive an incoming call at an inconvenient time, let your voice mail answer it for you.
 - Let the person you are speaking to know you are driving; if necessary, suspend the call in heavy traffic or hazardous weather conditions. Rain, sleet, snow, ice, and heavy traffic can be hazardous.
 - Do not take notes or look up phone numbers while driving. Remember that your primary responsibility is driving safely.

- Do not engage in stressful or emotional conversations that may be distracting. Make people you are talking to aware you are driving and suspend conversations that can divert your attention away from the road.
- In the case of fire, traffic accidents, medical or other serious emergencies, dial the local emergency number.
- Call roadside assistance or a special non-emergency wireless assistance number when necessary.

Care and Handling

Your BlueAnt Bluetooth device is a precision engineered instrument. To ensure its ongoing performance, you should look after it as you would any quality consumer electronic product, and use it in accordance with the instructions. BlueAnt recommends that you take the following precautions. Avoid leaving your device in direct sunlight, such as on the dashboard

- or console of a car or truck. Do not leave your device unattended in your vehicle.
- Do not leave your device, or use your device, in any area where the temperature may exceed 60 degrees Centigrade (140 degrees Fahrenheit), such as inside a closed car on a hot day. Remember that on a hot day the temperature inside a closed car may be significantly higher than the outside air temperature.
- Do not leave your device, or use your device, in any area where the temperature is likely to drop below 0 degrees Centigrade (32 degrees Fahrenheit).
- Do not leave your device, or use your device, in any area exposed to humidity, dust, soot, other foreign objects, smoke, or steam as this may cause your device to malfunction.

- Do not use any household or industrial grade detergents or cleaners to clean your device. If your device becomes dirty or smeared, in most instances a wipe with a dry or slightly damp cloth should be sufficient to clean it.
- Do not leave your Bluetooth device plugged into a wall or car charger for long periods after it is fully charged. BlueAnt does not recommend long periods of continued charging.
- Before charging your BlueAnt device, make sure that the AC outlet, adaptor and cable are not damaged. If you notice any abnormalities, seek advice from a qualified professional.
- If traveling internationally, ensure that your BlueAnt wall or car power adapter is approved for use in the country where you plan to use it and that the adapter voltage is suited to the local power supply.
- Should a fault develop with your BlueAnt product, contact BlueAnt for advice on how to proceed. Do not attempt to repair or alter any BlueAnt product yourself.

Approved Accessories

The use of accessories not approved by BlueAnt, including but not limited to batteries, antennas, wall adapters, car chargers, ear gels and foam tips and convertible covers, may cause your BlueAnt device to malfunction or in the case of non-approved electrical accessories may cause the device to exceed RF energy exposure guidelines. Use of non approved accessories will void your device's warranty. For a list of approved BlueAnt accessories, visit our website at: www.blueantwireless.com

Electromagnetic Interference

Nearly every electronic device is susceptible to electromagnetic interference (EMI) if inadequately shielded, electromagnetic configured for electromagnetic compatibility. Similar to a mobile phone, your BlueAnt device is a low power transmitter / receiver and is covered by regulations pertaining to such devices. Turn off your BlueAnt device in any facility where posted notices instruct you to do so. These facilities may include hospitals or health care facilities that may be using equipment that is sensitive to external RF energy.

- When instructed to do so, turn off your BlueAnt device when on board an aircraft. Any use of a mobile device must be in accordance with applicable laws, regulations and airline crew instructions.
- Some Bluetooth devices may interfere with some hearing aids. In the event of such interference, you may want to consult your hearing aid manufacturer or physician to discuss alternatives.
- If you use any other personal medical device, consult the manufacturer of your device to determine if it is adequately shielded from RF energy. Your doctor or physician may be able to assist you in obtaining this information.
- If you are in doubt about whether your BlueAnt device be safely turned on or used, please consult an authorized person in the location you want to use your BlueAnt device. If no authorized person is available or you remain uncertain, BlueAnt recommends that you turn off your Bluetooth device and any mobile phones unless they are required in an emergency situation.

Recycling Bluetooth Accessories

Do not dispose of Bluetooth accessories, such as chargers or headsets, with your household waste. In some countries or regions, collection systems are set up to

handle electrical and electronic waste items, and may prohibit or restrict how such items are disposed of. Check the laws and regulations for your areas to determine how to properly dispose of such items. Contact your regional authorities for more details. If collection systems are not available, please return unwanted accessories to any BlueAnt Approved Service Center for your region.

BlueAnt Limited Global Warranty

This product is covered by BlueAnt's limited global warranty for one (1) year from the date of purchase by the first consumer purchaser of the Product. Please refer to warranty.blueantwireless.com for full terms and conditions.

THANK YOU FOR CHOOSING A BLUEANT PRODUCT.

AUSTRALIAN CONSUMER LAW

Our goods come with guarantees that cannot be excluded under the Australian Consumer Law. You are entitled to a replacement or refund for a major failure and compensation for any other reasonably foreseeable loss or damage. You are also entitled to have the goods repaired or replaced if goods fail to be of acceptable quality and the failure does not amount to a major failure.

For warranty and technical support please visit

www.blueantwireless.com

or call 1300 669 049

BlueAnt Wireless,

Suite 6, 861 Doncaster Rd, Doncaster East, Victoria 3109,
Australia

BlueAnt 