



BEVERAGE-AIR

Project: _____

AIA#

Item: _____

Location: _____

SIS#

Approved: _____

WTFD FREEZER WITH DRAWERS

WTFD27AHC Worktop with Foamed in Place Backsplash
Hydrocarbon Series

MODELS:
WTFD27AHC-2-FIP

WTFD27AHC-2-FIP Freezer with Drawers: FIP Series

3 Year Parts/Labor Warranty
Additional 2 Year Compressor Warranty

CABINET CONSTRUCTION

- Stainless steel front, sides and drawers (*galvanized back & bottom*)
- Interior liner is made of corrosion resistant aluminum
- Stainless steel worktop for added durability
- Full electronic control
- Interior thermometer is standard
- Foam-in place backsplash
- Painted aluminum drawer handles
- Snap-in drawer gaskets
- Upper and lower pull-out drawers accommodate 6" deep pans
- Stainless steel drawer frames supported on telescoping drawer slides
- Drawer slides include locking mechanism that prevents drawer from being inadvertently pulled off cabinet
- 6" Casters, two (2) with brakes standard
- Freezer model temperature is held at 0°F and below

REFRIGERATION SYSTEM

- Refrigeration system uses R290 refrigerant to comply with all environmental concerns
- Automatic, non-electric evaporator
- System is serviceable from rear
- Epoxy coated evaporator coil



WTFD27AHC-2-FIP

OPTIONS & ACCESSORIES

- Stainless steel back and grille
- Stainless steel interior available
- 6" Legs
- 3" Casters
- Low profile casters
- Food service pans
- Remote option



3779 Champion Blvd., Winston-Salem, NC 27105
1-888-845-9800 Fax: 1-336-245-6453
Beverage-Air.com sales@bevair.com



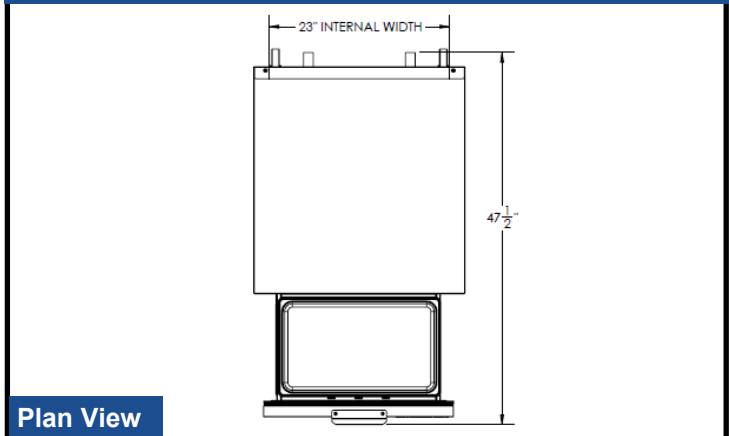
BEVERAGE-AIR

MODEL	WTFD27AHC-2-FIP
EXTERNAL DIMENSIONAL DATA	
Width Overall	27"
Depth Overall with Handle & Bumper	32"
Height Overall with 6" Casters	39 5/8"
Number of Drawers	2
Depth with Drawer Extended	47 1/2"
Drawer Opening (in)	Upper 22 5/8" x 11 1/4" Lower 22 5/8" x 7 1/4"
INTERNAL DIMENSIONAL DATA	
NET Capacity (cubic ft.)	6.03
Internal Width Overall (in)	23"
Internal Depth Overall (in)	23 1/2"
Internal Depth Useable (in)	Upper 18 1/2" Lower 15 3/8"
Internal Height Overall (in)	23"
ELECTRICAL DATA	
Full Load Amperes 115/60/1	6
REFRIGERATION DATA	
Horsepower	1/2
Capacity (BTU/Hr)*	1418
WEIGHT DATA	
Gross Weight (Crated lbs)	218 lbs
Height - Crated	43"
Width - Crated	30"
Depth - Crated	33"

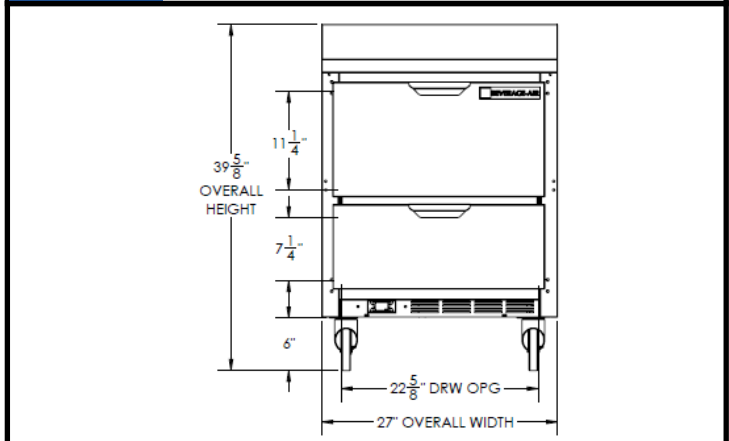
Worktop Freezer– With Drawers

Models: WTFD27AHC-2-FIP

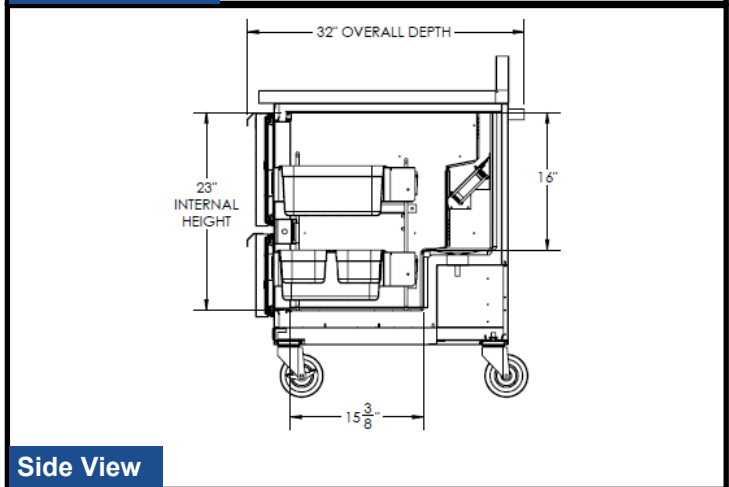
Model Views



Plan View



Elevation View



Side View

ELECTRICAL CONNECTION



115/60/1
NEMA-5-15P

Units pre-wired at factory and include 8' long cord and plug set.



an Ali Group Company



The Spirit of Excellence

3779 Champion Blvd., Winston-Salem, NC 27105
1-888-845-9800 Fax: 1-336-245-6453
Beverage-Air.com sales@bevair.com